

2018 - 2019 NEBRASKA MEN'S BASKETBALL



ISAIAH ROBY

GLYNN WATSON JR.

ISAAC COPELAND JR.

JAMES PALMER JR.



2018-19

NEBRASKA BASKETBALL



PINNACLE BANK ARENA





2018-19 QUICK FACTS

UNIVERSITY INFORMATION

Location Lincoln, Neb.
 Founded 1869
 Enrollment 25,820
 Nickname Cornhuskers, Huskers
 Colors Scarlet & Cream
 Affiliation NCAA Division I
 Conference Big Ten Conference
 Home Arena Pinnacle Bank Arena
 Capacity/Year Opened 15,000/2013
 Chancellor Ronnie Green
 Faculty Rep. Josephine Potuto, J.D.
 Athletics Director Bill Moos
 Executive Associate A.D. Marc Boehm
 Athletic Dept. Phone (402) 472-4224
 Assistant A.D./Ticketing Holly Adam
 Ticket Office Phone (402) 472-3111 or 1-800-8BIGRED
 Official Nebraska Web site Huskers.com

BASKETBALL HISTORY

First year of basketball 1896-97
 Overall all-time record 1,480-1,321 (.527)
 Regular-Season conference titles (Last) 7 (1950)
 Postseason conference titles (Last) 1 (1994)
 All-time postseason appearances 25
 All-time postseason record 23-24
 NCAA Appearances (last) 7 (2014)
 NIT Appearances (last) 18 (2018)

BASKETBALL STAFF

Head Coach Tim Miles
 Alma Mater University of Mary, 1989
 Record at Nebraska 97-97 (7th season)
 Overall Coaching Record 380-317 (24th season)
 Assistant Coaches Armon Gates (1st season)
 Michael Lewis (3rd season) and Jim Molinari (5th season)
 Strength Coach Tim Wilson
 Graduate Managers Dorian Green and Vince Fritz
 Director of Operations Gregory Eaton
 Asst. Director of Operations Sheryl Burbach
 Video Coordinator Matt Holt
 Assistant Athletic Trainer R.J. Pietig
 Equipment Manager Pat Norris
 Office Phone/Fax (402) 472-2265/(402) 472-2575

2018-19 TEAM INFORMATION

2017-18 Record 22-11 (16-1 H, 4-8 A, 2-3 N)
 Big Ten Record (Finish) 13-5 (t-4th)
 Big Ten Championship 0-1, lost to Michigan, 58-77
 Postseason 0-1, lost at Mississippi State, 59-66
 Starters Returning/Lost 3/2
 Lettermen Returning/Lost 9/6
 Scholarship Newcomers 5

2018-19 TEAM INFORMATION

Assistant A.D./Communications Keith Mann
 Office Phone (402) 472-2263
 Sr. Assoc. Director/MBB Contact Shamus McKnight
 Office/Cell Phone (402) 472-7772/ (402) 540-0268
 E-Mail smcknight@huskers.com
 Press Row Phone (402) 904-5925
 Communications Mailing Address
 One Memorial Stadium, 800 Stadium Drive,
 P.O. Box 880123, Lincoln, NE 68588-0123

THIS IS NEBRASKA 1-44

This is Nebraska Basketball 2-3
 Pinnacle Bank Arena 4-7
 Hendricks Training Complex 8-13
 Husker Power 14-15
 In the Spotlight 16-17
 NBA Connection 18-19
 History of Nebraska Basketball 20-21
 The Student-Athlete Experience 22-23
 Academic Experience 24-25
 Academic Success 26-27
 Life Skills 28-29
 Athletic Medicine 30-31
 Athletic Facilities 32-33
 Nebraska Athletic Performance Lab 34-35
 National Powers 36-37
 University of Nebraska 38-41
 Lincoln and Omaha – The Good Life 42-43
 Husker Basketball and adidas 44

2018-19 SEASON OUTLOOK 45-52

Alphabetical/Numerical Rosters 46
 Team Breakdown 46-47
 Season Preview 48-50
 Husker Notebook 50-51
 Schedule 52

THE 2018-19 HUSKERS 53-78

Thomas Allen 54-55
 Tanner Borchardt 56-57
 Isaac Copeland 58-59
 James Palmer Jr. 60-61
 Isaiah Roby 62-63
 Glynn Watson Jr. 64-65
 Nana Akenten 66
 Justin Costello 67
 Thorir Thorbjarnarson 68
 Johnny Trueblood 69
 Dachon Burke Jr. 70
 Dedoch Chan 71
 Karrington Davis 72
 Amir Harris 73
 Brady Heiman 74
 Career Game-by-Game Stats 75-78

COACHING STAFF 79-90

Head Coach Tim Miles 80-82
 Assistant Coach Armon Gates 83
 Assistant Coach Michael Lewis 84
 Assistant Coach Jim Molinari 85
 Basketball Support Staff 86-89
 adidas 90

ADMINISTRATION 91-98

University Administration 92-93
 Board of Regents 93
 Athletic Director Bill Moos 94
 Senior Administration 95
 Athletic Department Staff 96-98

OPPONENTS 99-128

Big Ten Composite Schedule 100-101
 Non-Conference Opponents 102-103
 Big Ten Opponents 105-110
 Big Ten Conference Information 111
 Series Records vs. Big Ten Opponents 112-115
 Series vs. Non-Conference Opponents 116-126
 Nebraska vs. All Opponents 127-128
 Nebraska vs. All Conferences/Exhibition Results 128

2017-18 SEASON IN REVIEW 129-146

Season Review/Senior Bio 130-133
 Statistics/Results 134-135
 Game-by-Game Comparison 136
 Team/Individual Highs and Lows 137
 Box Scores 138-146

RECORDS 147-172

Career/Single-Game Scoring Leaders 148
 Individual Records 149-151
 Team Records 152-153
 Single-Season and Career Top-10 Lists 154-155
 Single-Season Top-10 Class Lists 156-157
 Team Season Bests 158-160
 Annual Statistical Leaders 161-162
 Year-by-Year Team Statistics 163-164
 Pinnacle Bank Arena Records 165-168
 Conference Tournament Results/Records 169-170
 Postseason Records and Results 171-172

HISTORY 173-210

The History of Nebraska Basketball 174-177
 Nebraska Lettermen 178-180
 Husker Award Winners/All-Americans 181-182
 1,000-Point Club 183-187
 Nebraska Basketball – A to Z 188-189
 Nebraska Basketball Hall of Fame 187
 Husker Coaching Ledger 190
 Year-by-Year Summary 191
 All-Time Results 192-210

MEDIA/FAN INFORMATION 211-216

Media Policies 212-213
 Pinnacle Bank Arena Parking and Seating Maps 214
 Husker Sports Radio Network 215
 Nebraska TV/Radio Roster 216

MEDIA GUIDE CREDITS

The 2018-19 Nebraska men's basketball media guide was produced by the Nebraska Communications Office. The guide was written, designed and edited by Sr. Associate Communications Director Shamus McKnight with editing assistance provided by Assistant A.D./Communications Director Keith Mann, Communications Administrative Support Associate Vicki Capazo and Assistant Communications Director Erica Nett and Director of Website Services Jeremy Foote. Special thanks to freelance writer Mike Babcock for his writing contributions.

Photo credits: Scott Bruhn, Nate Olson and Stephanie Carpenter, Nebraska Communications; UNL Photo Productions; John F. Grieshop/Schwartzman Photos; Steven Maikoski, USA Basketball; Garrett Ellwood and NBA Photos/Getty Images; Scott Cunningham, NBAE/Getty Images; the Cleveland Cavaliers; the Los Angeles Lakers and The Associated Press.

Covers designed by Laura Leffler. Cover photography by Scott Bruhn. Copyrighted by Nebraska Athletic Communications. The cost of the 2018-19 Nebraska men's basketball media guide is \$10, tax included.

FOLLOW THE HUSKERS ON SOCIAL MEDIA



“HE'S GREAT IN REGARD WITH X'S & O'S,
HE'S GREAT WITH HIS PLAYERS. HE'S.

TERRIFIC

WITH THE FANS.”

LON KRUGER
OKLAHOMA HEAD COACH

“THIS GUY'S GOT ENERGY. I'VE BEEN
ON THE ROAD WITH HIM RECRUITING.
HE'S PHENOMENAL. HE'S GOT A GREAT
PERSONALITY. I THINK HE'S A DAMN

**GOOD
COACH.”**

TOM IZZO
MICHIGAN STATE HEAD COACH

**THIS IS
NEBRASKA**



ASSISTANT COACH JIM MOLINARI



ASSISTANT COACH MICHAEL LEWIS



ASSISTANT COACH ARMON GATES

Seventh-year Nebraska coach Tim Miles has built a reputation on turning programs into winners.

At Colorado State, he turned a program that won nine games in his first season to three straight postseason appearances, including the school's first NCAA bid in nine years.

At Nebraska, it took Miles two years to guide the program to its first NCAA Tournament appearance in 16 seasons. For his efforts, Miles was named Big Ten Coach of the Year and won the Jim Phelan Award for national coach of the year in 2014. He returned the Huskers to the postseason in 2018, as NU won 22 games, including a school-record 13 conference games.

During his 23-year coaching career, Miles has taken teams to postseason play in the Division I, Division II and NAIA ranks, becoming the only active coach to accomplish that feat. During his tenure at Nebraska, he is the only coach in school history to win at least 11 conference games on two occasions.

Miles' coaching staff at Nebraska features assistant coaches Armon Gates, Jim Molinari and Michael Lewis. Gates comes to Nebraska after helping Northwestern recruit two top-30 classes in the last five seasons. Lewis, a former point guard at Indiana, is in his third season after helping Butler to three NCAA Tournament appearances in five seasons. Molinari has reached the NCAA Tournament 13 times as a head coach or assistant. As a head coach, he won over 300 games and was a three-time conference coach of the year before joining Miles' staff in 2014.

Not only is Nebraska in the Big Ten, considered one of the best basketball conferences in the country, but the Huskers have benefited from more than \$200 million in basketball facility improvements, including the Hendricks Training Complex and Pinnacle Bank Arena.

The Big Ten has been at the forefront of college basketball this decade. Since 2010, the conference has produced six National Players of the Year and a national-best 11 consensus All-Americans. In that span, Big Ten schools have produced 25 First-Round NBA draft picks, including 12 lottery selections. The Big Ten is the only conference with at least one Final Four teams in five of the past seven seasons.

The Big Ten has unmatched fan support in college basketball, as the conference has led the NCAA in attendance for 42 consecutive years. In 2017-18, more than three million fans saw Big Ten games in person, while seven programs ranked in the top 20 nationally in attendance.

PINNACLE BANK ARENA





THE RAILYARD

PINNACLE BANK ARENA

The Nebraska men's basketball program entered a new era in 2013-14 with the move into the \$179 million Pinnacle Bank Arena.

Located in downtown Lincoln, the 15,000-seat arena is the centerpiece of a bold and dynamic city plan. A landmark venture that shows the cooperative spirit across the community, the arena is the permanent home of Nebraska men's and women's basketball while serving as one of the Midwest's hottest spots for the nation's top touring shows.

The arena, which is just steps away from both Memorial Stadium and Hawks Field and Bowlin Stadium at Haymarket Park, also serves as a hub for an outdoor entertainment district in Lincoln, known as the Railyard.

In addition to the economic impact of thousands of Husker fans at each basketball home game, the Haymarket area has seen the addition of several major hotels, businesses, upscale housing options and many new dining and entertainment options.



GAME DAY AT "THE VAULT"



SPACIOUS IN-VENUE LOCKER ROOM



HUSKER GAME DAY

“ NEBRASKA BASKETBALL FANS
SHOW UP EVERY GAME...
LOUD AND FUN! INCREDIBLY

UNDERRATED

VENUE AND HOOPS
FAN BASE.

DAN DAKICH, ESPN



GAMEDAY AT THE VAULT

Pinnacle Bank Arena has quickly become one of the more formidable homecourt environments in the Big Ten Conference since it opened in 2013.

The 15,000-seat facility has helped Nebraska rank in the top-15 nationally in attendance in each of the past five seasons, including 11th in 2017-18 with an average of 15,492 fans per game. Last year, the Huskers went 16-1 at Pinnacle Bank Arena, including a perfect 9-0 in Big Ten play.

Nebraska is one of nine programs in Division I basketball to average 15,000 fans per game over the past five seasons.

In 2018-19, season tickets were sold out by the end of September, marking the fourth time in six years that season tickets have been sold out before the start of the season.

2017-18 NCAA ATTENDANCE LEADERS

No.	School	Average
1.	Kentucky	21,875
2.	Syracuse	21,462
3.	North Carolina	18,379
4.	Wisconsin	17,272
5.	Creighton	17,000
6.	Louisville	16,883
7.	Kansas	16,345
8.	Tennessee	16,210
9.	Arkansas	16,181
10.	Indiana	15,591
11.	Nebraska	15,492
12.	NC State	15,253
13.	Missouri	15,061
14.	Michigan State	14,797
15.	Maryland	14,676

LONGEST HOME WIN STREAKS

Nebraska's 11-game home win streak entering the 2018-19 season is the longest in the Big Ten and the ninth-longest streak in Division I.

No.	School	Wins
1.	South Dakota State	20
2.	Houston	17
3.	College of Charleston	16
4.	Montana	15
5.	Utah Valley	14
6.	St. Bonaventure	13
7.	North Carolina A&T	13
8.	Buffalo	12
9.	Nebraska	11

HENDRICKS TRAINING COMPLEX



HENDRICKS TRAINING COMPLEX

The home for the Nebraska basketball program, the Hendricks Training Complex, was officially opened on Oct. 13, 2011.

The 80,000-square foot facility located adjacent to the Bob Devaney Sports Center includes practice facilities with a court and a half, expanded team locker rooms and player lounges as well as areas for strength and conditioning, nutrition and athletic medicine.

The two-level facility is named for Tom and Mary Hendricks of Pipe Creek, Texas, and their children, Jennifer and Brandon, for their lead gift in the project.

BUS WHITEHEAD COURT

Named for one of the legendary players in program history, the Bus Whitehead Court features a court and a half for the team to practice, an auxiliary training room as well as a 103-inch plasma screen for teaching during drills.

The court is named for Bus Whitehead, a two-time all-conference performer who led the Huskers to consecutive Big Seven titles in 1949 and 1950 and is a member of the Nebraska Basketball Hall of Fame.



BUS WHITEHEAD COURT



NUTRITION OASIS



SUPPORT STAFF OFFICES

BUS WHITEHEAD COURT





AUXILIARY TRAINING ROOM



THEATER ROOM



120-INCH HD VIDEO SYSTEM



PLAYERS' CORRIDOR

NEAL & JAMIE HAWKS PLAYERS' LOUNGE

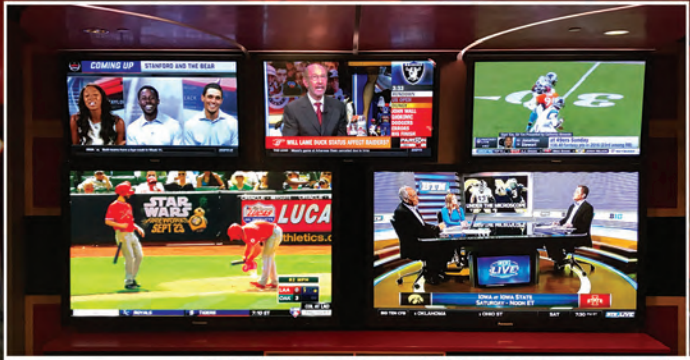





POOL & PING PONG TABLES



BUILT-IN KITCHEN



OVER 400 INCHES OF TVS



HYDROTHERAPY POOLS

HUSKER POWER

“ THE UNIVERSITY OF NEBRASKA
STRENGTH AND DEVELOPMENT
PROGRAM IS THE

MODEL

FOR OTHERS IN THE COUNTRY ”

PHILLIP HAGE
EDITOR, PHYSICIAN & SPORTS MEDICINE MAGAZINE



HUSKER POWER: A NATIONAL LEADER

Husker Power is a nationally recognized brand and a source of pride for Nebraska Athletics.

NEBRASKA WAS THE FIRST TO:

- Have a paid strength coach
- Lift weights in-season
- Hold a summer conditioning class
- Offer a degree for strength coaching

With 14 staff members, including men's basketball strength coach Tim Wilson, it is one of the most comprehensive strength and conditioning organizations in the country. Husker basketball student-athletes train in the Hendricks Training Complex, which features a 5,000-square foot weight room.

Before returning to college athletes, Wilson spent 11 years in the NBA with the Milwaukee Bucks and has worked with the Chicago White Sox, as well as Oregon, Pittsburgh and UNLV.



JUSTIN COSTELLO

BASKETBALL LIFTER OF THE YEAR UNDER TIM WILSON

Year	Player
2017-18	Justin Costello
2016-17	Glynn Watson Jr.
2015-16	Anton Gill and Benny Parker
2014-15	Andrew White
2013-14	Nick Fuller
2012-13	Terran Petteway
2011-12	Brandon Ubel



MEDIA SPOTLIGHT

ESPN

CBS SPORTS

FOX

FS1

BTN
BIG TEN NETWORK



NATIONAL EXPOSURE

Nebraska basketball is in the spotlight with the exposure received by the Big Ten Conference schools. The Big Ten partners with FOX, ESPN, CBS and BTN, and is the only conference which has broadcast television agreements with four networks.

The package provides maximum exposure, as Big Ten games are featured on a nightly basis throughout the season. Since Nebraska joined the Big Ten in 2011-12, every conference game has been televised nationally through the conference TV partners.

In 2018-19, Nebraska basketball will be in the national spotlight this season, as every regular-season game will be available nationally on television or streamed by one of the Big Ten's broadcast partners.

All games will be broadcast on the IMG Husker Sports Network with radio affiliates across the state of Nebraska. In addition, games are available for free on Huskers.com, the Huskers app and on the TuneIn Radio app. Select broadcasts are also available on Sirius XM Satellite Radio.

BIG TEN TV PACKAGE

CBS - Minimum of 10 regular-season games per year along with the Big Ten Tournament semifinals and championship game.

ESPN - A total of 38 games annually, as well as the ACC/Big Ten Challenge, which features 14 matchups between the Big Ten and ACC.

FOX - A total of 39-47 games which will air on FOX or FS1 and are also available on the FOXSportsGO app.

BTN - A minimum of 132 games which will air on BTN, while remaining non-conference games will air on BTN+. In addition, BTN has exclusive coverage of the first 10 games of the Big Ten Tournament. Live and archived games are available on the BTN2Go app. The network also creates original programming, including the Emmy-award winning show *The Journey*, and a nightly highlights show during the season.

HUSKERS IN THE NBA



TYRONN LUE



ERICK STRICKLAND



MIKKI MOORE



ERIC PIATKOWSKI



ANDREW WHITE III



RICH KING



DAVE HOPPEN

DRAFTED HUSKERS

The first NBA draft of collegiate players was held following the 1947-48 season, but the league did not begin to keep records of team-by-team draft lists until 1952. Here is a list of the 26 Cornhusker players drafted by the NBA since 1949:


- 1949 Claude Retherford, St. Louis Bombers
- 1950 Bus Whitehead, Chicago Stags (7th)
- 1951 Bob Pierce, Indianapolis Olympians (5th)
- 1952 Jim Buchanan, Boston Celtics (6th)
- 1954 Bill Johnson, Boston Celtics (11th)
- 1960 Herschell Turner, Syracuse Nationals (6th)
- 1966 Grant Simmons, Washington Bullets (12th)
- 1967 Willie Campbell, Seattle SuperSonics (15th)
- 1968 Stuart Lantz, Houston Rockets (3rd)
Tom Baack, Detroit Pistons (10th)
- 1970 Jim Brooks, Houston Rockets (12th)
- 1971 Marvin Stewart, Philadelphia 76ers (2nd)
Leroy Chalk, Boston Celtics (13th)
- 1972 Chuck Jura, Chicago Bulls (3rd)
Mike Peterson, Portland Trail Blazers (16th)
- 1974 Brendy Lee, Atlanta Hawks (10th)
- 1976 Jerry Fort, Boston Celtics (3rd)
- 1979 Carl McPipe, Philadelphia 76ers (5th)
- 1981 Andre Smith, Cleveland Cavaliers (7th)
- 1982 Jack Moore, Kansas City Kings (9th)
- 1985 Curtis Moore, Portland Trailblazers (6th)
- 1986 Dave Hoppen, Atlanta Hawks (3rd)
- 1991 Rich King, Seattle SuperSonics (1st/14th pick)
- 1994 Eric Piatkowski, Indiana Pacers (1st/15th pick)
- 1998 Tyronn Lue, Denver Nuggets (1st/23rd pick)
- 1999 Venson Hamilton, Houston Rockets (2nd/50th pick)

Note: Nate Branch was drafted by the American Basketball Association's Oakland franchise in 1967; Stuart Lantz was drafted by Oakland in 1968; Marvin Stewart was drafted by the New York Nets in 1971; and Chuck Jura was selected by the Utah Stars in 1972.

NEBRASKA

BASKETBALL HISTORY

1996 NIT CHAMPIONS



RETIRED JERSEYS



#42 DAVE HOPPEN



#22 STU LANTZ

#42 - DAVE HOPPEN (1983-86)

Nebraska's all-time leading scorer, Hoppen had his No. 42 jersey retired at the end of Senior Night on Feb. 26, 1986. Hoppen totaled 2,167 points before a knee surgery cut short his senior year. Hoppen broke or tied 19 school records as a Husker. A third-round draft pick in 1986, he spent six seasons in the NBA. Hoppen was inducted into the Nebraska Basketball Hall of Fame in 1996 and Nebraska Athletics Hall of Fame in 2017.

#22 - STU LANTZ (1966-68)

Stu Lantz became the second Husker basketball player to have his jersey retired when it was retired on Oct. 17, 1989. A two-time first-team All-Big Eight performer, Lantz totaled 1,269 points and 571 rebounds in his three-year Husker career. He went on to play eight years in the NBA with four teams (San Diego/Houston Rockets, Detroit Pistons, New Orleans Jazz, Los Angeles Lakers). Lantz was charter member of the Nebraska Basketball Hall of Fame in 1989.

#52 - ERIC PIATKOWSKI (1991-94)

Eric Piatkowski became the third Husker to have his jersey retired, as he was honored on Feb. 18, 2006. Piatkowski was a two-time All-Big Eight selection as he totaled 1,934 points in helping NU to four straight NCAA Tournaments during his collegiate career. A first-round draft pick in 1994, he spent 14 seasons in the NBA with the Los Angeles Clippers, Houston Rockets, Chicago Bulls and Phoenix Suns. Piatkowski, who was also inducted into the Nebraska Basketball Hall of Fame in 2006, highlighted the inaugural class of the Nebraska Athletics Hall of Fame in 2015.

#10 - TYRONN LUE (1996-98)

Tyronn Lue became the fourth Husker to have his jersey retired when he was honored on Feb. 2, 2017. Lue, who ranks in the top-10 in 13 categories during his three-year Husker career, earned All-Big 12 honors in 1998 helping Nebraska to the NCAA Tournament. A first-round draft pick in 1998, he spent 11 seasons in the NBA, including a pair of titles with the Los Angeles Lakers. A 2013 Nebraska Basketball Hall of Fame inductee, Lue coached the Cleveland Cavaliers to an NBA title in 2016.



#52 ERIC PIATKOWSKI



#10 TYRONN LUE

A LIFETIME EXPERIENCE





FREE MACBOOK AIR LAPTOPS



PERSONALIZED NUTRITION PLANS



TOTAL SUPPORT, INCLUDING APPAREL

STUDENT-ATHLETE EXPERIENCE

Nebraska Athletics is one of the few self-sustaining athletic programs in the country. In 2017-18, nine of Nebraska's 10 ticketed sports where attendance is tracked ranked in the top 25 nationally in average attendance and every sport ranked in the top 35. This incredible interest and support enables Nebraska Athletics to invest in the student-athlete experience, as well as the overall game-day experience.

Nebraska is a leader in providing all the resources and support necessary for student-athletes to become successful in Academics, Athletics and Life. Nebraska will continue to strategically plan for avenues to strengthen the resources to support more than 600 Husker student-athletes across 24 sports.

UNMATCHED SUPPORT

In August of 2014, the NCAA Division I Board of Directors restructured the way member institutions and conferences, including the Big Ten, govern themselves. Nebraska has a great history and tradition of providing unmatched benefits and support to student-athletes. However, this change in governance, and subsequent legislation, paved the way for Nebraska to enhance the benefits and experiences for student-athletes. A few examples of these enhanced benefits are:

- All scholarship student-athletes have their scholarship calculated based on the full cost of attendance.
- Each student-athlete is offered a free Apple MacBook Air laptop computer to enhance their learning opportunities.
- Nebraska has increased resources and support in all academic and performance related areas including but not limited to Academic Services, Life Skills, Athletic Medicine, Athletic Training, Strength and Conditioning, Nebraska Athletic Performance Laboratory, Nutrition and Sports Analytics.
- As part of Nebraska's innovative Post-Eligibility Opportunity (PEO) program, where every student-athlete graduate who has exhausted their athletic eligibility has the opportunity to pursue (with Nebraska support) an internship, participate in a study abroad program or attend graduate school within the University of Nebraska system.



ACADEMIC EXPERIENCE

SHAVON SHIELDS

TWO-TIME FIRST-TEAM ACADEMIC ALL-AMERICAN
2016 UNL MALE STUDENT-ATHLETE OF THE YEAR




89% OVERALL GRADUATION RATE



STUDENT LIFE COMPLEX

ACADEMIC ALL-AMERICANS

DIVISION I SCHOOLS, ALL TIME



ACADEMIC COUNSELING

Seven academic counselors, three learning specialists and two assistant academic counselors are in place to monitor daily academic progress, receive consistent course feedback, assist with the advising/registration process and monitor eligibility and progress toward graduation.

TUTORIAL SUPPORT

A tremendous resource for all academic abilities, unlimited tutorial support from approximately 75-100 tutors on staff is available from day one up to college graduation in all subject areas. The tutorial program is certified as a model tutoring program by the College Reading and Learning Association.

STUDY HALL

Nebraska's study hall program is housed in the D.J. Sokol Enrichment Center within the Student Life Complex. Student-athletes attend a supervised, flex-time study hall that features day, evening and weekend hours. Student-athletes are required to complete a specific number of study hours each week as determined by their academic counselor and/or coach. Additional performance-based or tutor-based study hall also may be determined by the academic counselor.

MENTORING

Academic support staff serve as mentors to all incoming student-athletes and select returning student-athletes. The student-athletes meet with their mentor weekly to develop time management skills, gather and report academic progress information and discuss academic success strategies.

EDUCATIONAL ASSESSMENTS

Assessments are administered upon the request of the student-athlete, academic counselor, or coach. Learning specialists are available to administer and score informal assessments, which include a reading comprehension and a writing assessment. When more in-depth assessments are necessary, referrals are made to a consulting psychologist who conducts the assessments. If it is determined a student-athlete has a learning disability or another medical condition that impedes the student from reaching their academic potential, appropriate accommodations are implemented by the Office of Services for Students with Disabilities.

STUDENT-ATHLETE ORIENTATION

Each new student-athlete attends an orientation at the beginning of their academic career. Student-athletes are introduced to staff, faculty, administrators, and a variety of resources that help facilitate the transition into college while enhancing awareness of support services in the Athletic Department and across campus.

PERSONAL COUNSELING

Student-athletes will find a supportive and caring environment at Nebraska. Transitional issues, stress management, time management, academic focus and problem resolution are all addressed in a proactive manner throughout the year. If necessary, counseling referrals are also made to designated practitioners.

COMPUTER RESOURCES

The Herman Student Life Complex has two computer labs available for student-athletes. The Scott Technology Center features two tech tables for use on group computer projects and group study sessions. New laptops are provided to all student-athletes for use during their academic career at Nebraska.



ACADEMIC SUCCESS

94% OF SENIORS UNDER TIM MILES HAVE
GRADUATED FROM NEBRASKA



2017-18 ACADEMIC HIGHLIGHTS

333 ALL-TIME CoSIDA ACADEMIC ALL-AMERICANS

(leads nation across all sports)

108 Football CoSIDA Academic All-Americans
(leads all sports, all-time)

38 Volleyball CoSIDA Academic All-Americans
(leads all women's sports, all-time)

30 Softball CoSIDA Academic All-Americans
(No. 3 among all women's sports, all-time)

**45 Men's & Women's Track & Field/
Cross Country CoSIDA Academic All-Americans**
(leads nation since CoSIDA added team in 2002)

NCAA ELITE 90 AWARD WINNERS (2)

Sydney Townsend (Volleyball)
Danielle Breen (Women's Gymnastics)

2017-18 CoSIDA ACADEMIC ALL-AMERICANS (3)

(3 first-team selections)
Danielle Breen (Women's Gymnastics, First Team)
Linus Erhart (Men's Tennis, First Team)
Chris Weber (Football, First Team)
Angela Mercurio (Women's Track, Second Team)

NCAA POSTGRADUATE SCHOLARSHIP (1)

(\$7,500 scholarship)
Danielle Breen (Women's Gymnastics)

BIG TEN POSTGRADUATE SCHOLARSHIPS (2)

(\$7,500 scholarships)
Alli Peterson (Soccer)
Chris Weber (Football)

BIG TEN WAYNE DUKE SCHOLARSHIP (1)

(\$10,000 scholarship)
Chris Weber (Football)

ARTHUR ASHE JR. SPORTS SCHOLARS (38)

Julia Bond, Raquel Orozco, Jerald Foster, Niko Vui, Rok Krizaj, Jace Anderson, Kaiwan Culmer, Jordan De Spong, Kino Dunkley, Eric Karl II, Nick Percy, Trey Williams, Nina Radulovic, Faith Carter, Bri Cassidy, Alexis Perry, Alyvia Simmons, Jordan Ehly, Francesca Giganti, Carla Gonzalez-Garcia, Briana Holman, Janay Morton, Maddie Simon, Annie Sritragul, Kelli Chung, Abbie Epperson, M'Balia Bangoura, Paula Del Cueto Castillo, Alice Akers, Jasmine Barge, Kristen Dowell, Taylor Johnson, Kiara Kearney, Petra Luteran, Angela Mercurio, Toni Tupper, Brittni Wolczyk, Aris Shino

MALE STUDENT-ATHLETE OF THE YEAR

Chris Stephenson (Men's Gymnastics)

FEMALE STUDENT-ATHLETE OF THE YEAR

Danielle Breen (Women's Gymnastics)

BIG TEN MEDAL OF HONOR WINNERS

Chris Stephenson (Men's Gymnastics)
Danielle Breen (Women's Gymnastics)

BIG TEN SPORTSMANSHIP AWARD WINNERS

Landon Bartel (Men's Track & Field)
Sydney Townsend (Volleyball)

HERMAN TEAM GPA AWARD WINNERS

Men's Tennis (3.543 GPA)
Women's Gymnastics (3.513 GPA)

NEBRASKA SCHOLAR-ATHLETE HONOR ROLL SELECTIONS (716)

(3.0 GPA or above)
Fall (376), Spring (340)

ACADEMIC ALL-BIG TEN SELECTIONS (289)

(Letterwinner with a 3.0 GPA or above)

HUSKER GRADUATES (120)

10, August 2017; 41, December 2017; 69, May 2018

PERFECT 4.0 GPA SEMESTERS (107)

Fall (54), Spring (53)

BIG TEN DISTINGUISHED SCHOLARS (93)

(3.7 GPA or better, 2017-18)

LIFE SKILLS





The Life Skills staff provides proactive education to all incoming and returning student-athletes designed to promote responsible decision-making, enhance one's personal brand and prepare student-athletes for life after sports. Interactive presentations are delivered during summer bridge sessions, orientations and year-by-year tiered development workshops.

INDIVIDUAL MEETINGS

Every Nebraska student-athlete is assigned a Life Skills staff member who will assist with personal and career development. The meetings help each student-athlete identify a career focus and implement a plan to increase career marketability.

CAREER COMMITMENT & NETWORKING

Nebraska Life Skills organizes an annual Student-Athlete Career Fair Networking Night and other career events aimed at connecting Huskers with companies desiring competitive, hard-working, accountable candidates. Athlete Network and UNL's Handshake Link provide opportunities to explore career opportunities across the country.

COMMUNITY OUTREACH

Nebraska student-athletes readily accept the role-model challenge, collectively giving more than 8,000 hours annually to impact thousands across the state of Nebraska. Outreach events include but are not limited to hospital visits, mentoring, school assemblies, statewide rallies, Make-A-Wish, School is Cool and Husker Heroes. In August of 2018, Thomas Allen and the Huskers held a back-to-school drive for kids at Everett Elementary School (left).

LEADERSHIP

Nebraska Life Skills provides student-athletes with countless opportunities to enhance leadership skills while distinguishing themselves from the competition. Student-athletes can be members of the Student-Athlete Advisory Committee, Inner Circle or INVOLVED. UNL offers more than 600 recognized student organizations allowing athletes to collaborate with other campus leaders for common goals. Nebraska Life Skills funds and coordinates an annual one-week service abroad trip that allows 20 student-athletes to work together toward a common goal while enriching cultural competencies.

RECOGNITION

In 2017-18, two Husker Basketball student-athletes were named to the Tom Osborne Citizenship team for completing a minimum of six service projects in the calendar year. A host of other recognition opportunities at the institutional, Big Ten and NCAA levels that all reflect the high ideals, character and servant leadership nurtured through community involvement also are available.

POST-ELIGIBILITY OPPORTUNITIES

Since 2015, every student-athlete who letters and graduates will have a three-year window to benefit from one of three post-eligibility opportunities each valued at \$7,500. Upon completion of required seminars, graduates can either study abroad, complete an internship or begin graduate school within the University of Nebraska-Lincoln or the University of Nebraska Medical Center.

DIVERSITY AND INCLUSION

The Life Skills program also is responsible for all Diversity and Inclusion initiatives for Husker Athletics. Since 2016, the Diversity and Inclusion Summit has reached all student-athletes and staff with programming emphasizing respect, acceptance and unity. Numerous other special events are coordinated in collaboration with campus departments highlighting the diversity within Husker Nation.

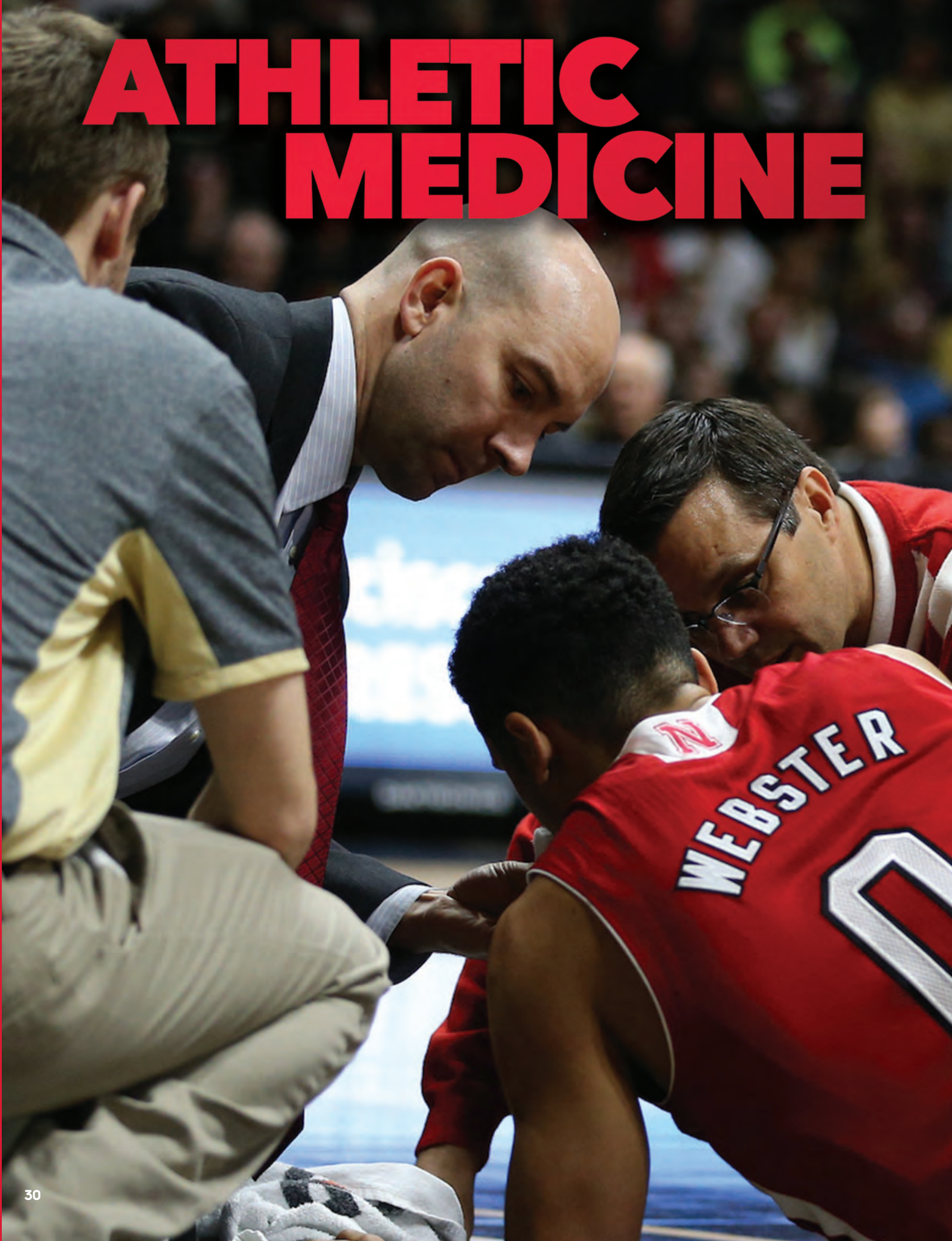


ANNUAL CAREER FAIR



LOCAL HOSPITAL VISIT

ATHLETIC MEDICINE





ALTER-G TREADMILLS



HYDROTHERAPY POOLS



ON-SITE X-RAY FACILITY

ATHLETIC MEDICINE

Nebraska features one of the most well-trained and highly skilled athletic medicine staffs in the country. Under the guidance of Director of Athletic Medicine Dr. Lonnie Albers, Head Athletic Trainer and Physical Therapist Jerry Weber and Men's Basketball Head Athletic Trainer R.J. Pietig, the 2018-19 Nebraska athletic medicine staff consists of five physicians, 13 full-time athletic trainers, eight graduate assistant athletic trainers, three full-time in-house athletic psychologists and sports psychiatry consultants who work directly with student-athletes.

Nebraska's medical facilities have long been among the nation's best, and NU's athletic medicine center within the Tom and Nancy Osborne Athletic Complex will keep the Huskers on the front line of technology for decades to come. In addition to Nebraska's North Stadium facility, Haymarket Park, the Bob Devaney Sports Center, Pinnacle Bank Arena and the Nebraska Soccer and Tennis Complex all feature athletic medicine areas. The Devaney Center's Athletic Medicine facility underwent an extensive expansion as part of the Hendricks Training Complex addition in 2011.

Nebraska uses advanced equipment, including two anti-gravity treadmills (pictured, top) to help athletes recondition after injuries. Nebraska's Athletic Medicine Center also features a hydrotherapy area that includes a three-level laned pool, as well as hot and cold plunge tanks (pictured, middle). The Hydroworx 1000 Treadmill Pool is equipped with two cameras underwater for evaluation and assessment.



“THIS ISN'T
**REAL
LIFE.**”

DWYANE WADE ON NEBRASKA'S FACILITIES



Bank Arena

1	2	3	4	5	6	7	8	9	10	11	12	13	14	15	16	17	18	19	20	21	22	23	24	25	26	27	28	29	30	31	32	33	34	35	36	37	38	39	40	41	42	43	44	45	46	47	48	49	50	51	52	53	54	55	56	57	58	59	60	61	62	63	64	65	66	67	68	69	70	71	72	73	74	75	76	77	78	79	80	81	82	83	84	85	86	87	88	89	90	91	92	93	94	95	96	97	98	99	100
---	---	---	---	---	---	---	---	---	----	----	----	----	----	----	----	----	----	----	----	----	----	----	----	----	----	----	----	----	----	----	----	----	----	----	----	----	----	----	----	----	----	----	----	----	----	----	----	----	----	----	----	----	----	----	----	----	----	----	----	----	----	----	----	----	----	----	----	----	----	----	----	----	----	----	----	----	----	----	----	----	----	----	----	----	----	----	----	----	----	----	----	----	----	----	----	----	----	----	-----



MEMORIAL STADIUM



HAWKS FIELD



BOB DEVANEY SPORTS CENTER



BARBARA HIBNER STADIUM



NEBRASKA

ATHLETIC PERFORMANCE LAB

A ONE-OF-A-KIND RESEARCH AND TESTING FACILITY THAT PROVIDES NEBRASKA STUDENT-ATHLETES WITH THE LATEST ADVANCEMENTS IN EQUIPMENT, TRAINING TECHNIQUES & MEDICAL TECHNOLOGY.

“THIS FACILITY IS
UNBELIEVABLE.”

WORLD SOCCER STAR DEMBA BA, WHO TRAINED AT THE NEBRASKA ATHLETIC PERFORMANCE LAB IN 2017



GROUNDBREAKING RESEARCH



ADVANCED TECHNOLOGY



PERFORMANCE TESTING



STATE-OF-THE-ART EQUIPMENT



NATIONAL POWERS

2017 NCAA VOLLEYBALL CHAMPIONS



SCHOOL-RECORD 13 CONFERENCE WINS
IN 2017-18

MEN'S BASKETBALL



12TH NCAA SUPER SIX FINAL IN 2018

WOMEN'S GYMNASTICS



5TH STRAIGHT TOP-10 NCAA FINISH
IN 2018

WRESTLING




10TH STRAIGHT TOP-5 NCAA
FINISH IN 2018

BOWLING

THE UNIVERSITY OF **NEBRASKA**





THE UNIVERSITY OF NEBRASKA

The University of Nebraska was chartered by the Nebraska Legislature in 1869 as the state's public university and land-grant institution. Founded in Lincoln, the University of Nebraska was expanded in 1968 into a state educational system now comprising four campuses under the guidance of a Board of Regents and a central administration. Nebraska, which joined the Big Ten Conference in 2011, is a member of the Big Ten Academic Alliance, a consortium of Big Ten universities and the University of Chicago, which has generated unique opportunities for students and faculty by sharing expertise, leveraging resources and collaborating on programs.

BIG TEN ACADEMIC ALLIANCE

As a member of the Big Ten, the University of Nebraska-Lincoln (UNL) is a member of the Big Ten Academic Alliance (BTAA), formerly the Committee on Institutional Cooperation, which is the academic consortium of the universities in the Big Ten Conference. The consortium was renamed on June 29, 2016. The BTAA includes all 14 Big Ten Institutions and the University of Chicago. The Big Ten Academic Alliances and the institutions together have annual research expenditures topping \$10.2 billion — more than the Ivy League and the University of California System combined — and they educate a total of nearly 600,000 students with approximately 50,000 full-time faculty members.

NATIONAL RANKINGS

- No. 1 Best-Value Law School (*National Jurist Magazine*)
- No. 1 Best-Value Online MBA in the World (*Financial Times*)
- No. 4 Best Online Graduate Education Programs (*U.S. News & World Report*)
- No. 4 Best Online Graduate Education Programs for Veterans (*U.S. News & World Report*)
- No. 9 Rising Star in Research Among U.S. Institutions (*Springer Nature*)
- No. 13 Best Online MBA Programs for Veterans (*U.S. News & World Report*)
- No. 21 Best Online MBA Programs (*U.S. News & World Report*)
- No. 24 in 'Best For Vets' Colleges (*Military Times*)
- Rated Among Top Half of First Tier of Top National Universities (*U.S. News & World Report*)
- Rated Among Top 100 Best Values in Public Colleges (*Kiplinger's Personal Finance*)

THE UNIVERSITY OF **NEBRASKA**

INNOVATION CAMPUS, CITY CAMPUS & DOWNTOWN LINCOLN

70 MASTER PROGRAMS

182 UNDERGRADUATE MAJORS

611 STUDENT ORGANIZATIONS

26,709 UNL ENROLLMENT

199,738 LIVING ALUMNI

135 COUNTRIES REPRESENTED

50 STATES REPRESENTED



CITY CAMPUS



OUTDOOR ADVENTURE CENTER



MULTICULTURAL CENTER



COLLEGE OF BUSINESS

**“LINCOLN IS
CLEARLY
ON THE RISE.”**

VIA SILICON PRAIRIE NEWS

NO. 1 MOST CONTENT CITY

24/7 WALLSTREET

HAPPIEST CITY IN AMERICA

GALLUP WELL-BEING INDEX

**NO. 1 CITY IN BEST PLACES
FOR BUSINESS AND CAREERS**

VIA FORBES

**NO. 2 CITY IN HIGHEST
QUALITY OF LIFE**

HUFFINGTON POST

NO. 6 BEST COLLEGE TOWN

AIER

**TOP 10 MOST BEAUTIFUL
CITIES IN THE USA**

THE CULTURE TRIP



NEBRASKA AND ADIDAS

Nebraska student-athletes are fitted with the finest adidas footwear, uniforms, apparel and accessories as part of the apparel manufacturer's lucrative sponsorship deal with the Nebraska Athletic Department.

From head to toe, Husker athletes receive the newest gear to not only look sharp, but to also have the latest technology at their disposal.

"With Nebraska, we're not only focused on products for athletes – we're looking at the entire world of sport," Mark King, president of adidas North America. "Through innovation and creativity, we're finding new ways to move athlete performance forward and shape the future of sport. We're turning the traditional college partnership on its head and reimagining how a sportswear brand and a college can work together."

Devaney Center Equipment Manager Pat Norris works closely with an on-campus adidas representative to make sure Husker basketball players have everything they need to represent the University in a proper manner. From warmups to workout gear and shoes to winter coats, Norris orders the best fitting, most appropriate gear for the Huskers every season, so they can look their best on and off the court.

Nebraska will debut new basketball uniforms this fall and will have additional alternative jerseys that will debut throughout the season. The photos on the right are some of the recent jerseys over the previous two years.

Nebraska's relationship with adidas began in 1995, and in August of 2017, Nebraska and adidas extended their partnership until 2028.





JAMES PALMER JR.

N 2018-19 NEBRASKA BASKETBALL

ROSTER BREAKDOWN

NUMERICAL ROSTER

No.	VL	Name	Pos.	Ht.	Wt.	Yr.	Hometown	Previous School
0	*	James Palmer Jr.	G	6-6	207	Sr.	Upper Marlboro, Md.	Miami
1		Amir Harris	G	6-6	205	Fr.	Frederick, Md.	St. James School
2		Dedoch Chan	F	6-8	210	So.	Rochester, Minn.	Mississippi Gulf Coast CC
4	**	Johnny Trueblood	G	6-3	194	Jr.	Omaha, Neb.	Elkhorn South
5	***	Glynn Watson Jr.	G	6-0	180	Sr.	Bellwood, Ill.	St. Joseph
10		Karrington Davis	G	6-6	215	Fr.	St. Louis, Mo.	Montverde Academy
11		Dachon Burke Jr.	G	6-4	180	Jr.	Orange, N.J.	Robert Morris
12	*	Thomas Allen	G	6-1	184	So.	Raleigh, N.C.	Brewster Academy
14	*	Isaac Copeland Jr.	F	6-9	225	Sr.	Raleigh, N.C.	Georgetown
15	**	Isaiah Roby	F	6-8	230	Jr.	Dixon, Ill.	Dixon
20	***	Tanner Borchardt	F	6-8	250	Sr.	Gothenburg, Neb.	Gothenburg
25	*	Nana Akenten	G	6-6	218	So.	Bolingbrook, Ill.	Bolingbrook
33		Justin Costello	G	6-1	200	RFr.	Omaha, Neb.	Elkhorn South
34	*	Thorir Thorbjarnarson	G	6-6	206	So.	Reykjavik, Iceland	Menntaskólinn i Reykjavik
45		Brady Heiman	F	6-11	215	Fr.	Springfield, Neb.	Platteview



ALPHABETICAL ROSTER

No.	VL	Name	Pos.	Ht.	Wt.	Yr.	Hometown	Previous School
25	*	Akenten, Nana	G	6-6	218	So.	Bolingbrook, Ill.	Bolingbrook
12	*	Allen, Thomas	G	6-1	184	So.	Raleigh, N.C.	Brewster Academy
20	***	Borchardt, Tanner	F	6-8	250	Sr.	Gothenburg, Neb.	Gothenburg
11		Burke Jr., Dachon	G	6-4	180	Jr.	Orange, N.J.	Robert Morris
2		Chan, Dedoch	F	6-8	210	So.	Rochester, Minn.	Mississippi Gulf Coast CC
14	*	Copeland Jr., Isaac	F	6-9	225	Sr.	Raleigh, N.C.	Georgetown
33		Costello, Justin	G	6-1	200	RFr.	Omaha, Neb.	Elkhorn South
10		Davis, Karrington	G	6-6	215	Fr.	St. Louis, Mo.	Montverde Academy
1		Harris, Amir	G	6-6	205	Fr.	Frederick, Md.	St. James School
45		Heiman, Brady	F	6-11	215	Fr.	Springfield, Neb.	Platteview
0	*	Palmer Jr., James	G	6-6	207	Sr.	Upper Marlboro, Md.	Miami
15	**	Roby, Isaiah	F	6-8	230	Jr.	Dixon, Ill.	Dixon
34	*	Thorbjarnarson, Thorir	G	6-6	206	So.	Reykjavik, Iceland	Menntaskólinn i Reykjavik
4	**	Trueblood, Johnny	G	6-3	194	Jr.	Omaha, Neb.	Elkhorn South
5	***	Watson Jr., Glynn	G	6-0	180	Sr.	Bellwood, Ill.	St. Joseph

COACHES AND STAFF

Head Coach:

Tim Miles (University of Mary, 1989)
97-97 record in six seasons at Nebraska
380-317 in 23 seasons as a head coach

Assistant Coaches:

Armon Gates, first season (Kent State, 2006)
Michael Lewis, third season (Indiana, 2000)
Jim Molinari, fifth season (Illinois Wesleyan, 1977)

Support Staff:

Basketball Strength Coach: Tim Wilson
Video Coordinator: Matt Holt
Director of Basketball Operations: Gregory Eaton
Assistant Director of Basketball Operations: Sheryl Burbach
Graduate Managers: Dorian Green and Vince Fritz
Equipment Manager: Pat Norris
Athletic Trainer: R.J. Pietig
Communications Contact: Shamus McKnight
HuskerVision: Andrew Constans

TEAM BREAKDOWN

PRONUNCIATION GUIDE

Names

Jim Molinari..... Mole-in-AIR-ee
Nana Akenten..... uh-KEN-ten
Tanner Borchardt..... BOR-kart
Dachon Burke..... DAY-shawn
Dedoch Chan..... DEE Doe-ch
Thorir Thorbjarnarson..... Thor-EAR thorb-YAR-nar-son
Glynn Watson Jr..... Glinn
Brady Heiman..... HI-men

RETURNING TEAM STATS

Career Starts Entering 2018-19 Season..... 160
Pct. of scoring..... 73.4 (1751/2386)
Pct. of rebounds..... 61.4 (731/1111)
Pct. of field goals made..... 73.2 (600/820)
Pct. of field goals attempted..... 72.2 (1376/1906)
Pct. of 3-point FG made..... 67.2 (156/232)
Pct. of 3-point FG attempted..... 70.1 (470/670)
Pct. of free throws made..... 76.8 (395/514)
Pct. of free throws attempted..... 76.0 (544/716)
Pct. of assists..... 71.5 (319/446)
Pct. of steals..... 68.0 (136/200)
Pct. of blocked shots..... 67.2 (123/183)
Pct. of minutes..... 64.5 (4273/6625)

NOTE: All statistics based on returning player stats and percentage of overall team totals from 2017-18.

BY CLASS

Seniors (4)..... Tanner Borchardt, Isaac Copeland Jr.,
..... James Palmer Jr., Glynn Watson Jr.
Juniors (3)..... Dachon Burke, Isaiah Roby, Johnny Trueblood
Sophomores (5)..... Nana Akenten, Thomas Allen,
..... Dedoch Chan, Justin Costello, Thorir Thorbjarnarson
Freshmen (3)..... Karrington Davis, Amir Harris, Brady Heiman

RETURNING STAT LEADERS FROM 2017-18

Points per game..... James Palmer Jr. – 17.2
Rebounds per game..... Isaiah Roby – 6.3
Assists per game..... Glynn Watson Jr. – 3.2
Steals per game..... Glynn Watson Jr. – 1.4
Blocked Shots per game..... Isaiah Roby – 2.0
Games Started..... James Palmer Jr./Isaac Copeland – 33
Minutes Played..... James Palmer Jr. – 1,024
Field Goals Made..... James Palmer Jr. – 181
Field Goal Pct..... Isaiah Roby – 56.5
Free Throws Made..... James Palmer Jr. – 163
Free Throw Pct..... Glynn Watson Jr. – 78.0
3-Pointers Made..... James Palmer Jr. – 43
3-Point Field Goal Pct..... Isaiah Roby. – 40.5

RETURNING STARTERS (3)

(2017-18 statistics)

Name, Yr., Pos.	Exp.	G-GS	MP-Avg.	FG-FGA (FG%)	3FG-3FGA (3FG%)	FT-FTA (FT%)	Reb.-Avg.	A	TO	B	S	TP-Avg.
James Palmer Jr., G	1VL	33-33	1024-31.0	181-408 (.444)	43-139 (.309)	163-221 (.738)	144-4.4	99	72	16	32	568-17.2
Isaac Copeland Jr., F	1VL	33-33	1012-30.7	159-337 (.472)	41-111 (.369)	66-94 (.702)	201-6.1	38	33	33	27	425-12.9
Glynn Watson Jr., G	3VL	33-32	981-29.7	120-346 (.347)	34-117 (.291)	71-91 (.780)	110-3.3	106	48	7	47	345-10.5

OTHER RETURNING LETTERWINNERS (6)

(2017-18 statistics)

Name, Yr., Pos.	Exp.	G-GS	MP-Avg.	FG-FGA (FG%)	3FG-3FGA (3FG%)	FT-FTA (FT%)	Reb.-Avg.	A	TO	B	S	TP-Avg.
Isaiah Roby, Jr., F	2VL	32-13	769-24.0	95-168 (.565)	17-42 (.405)	71-98 (.724)	200-6.3	53	48	63	20	278-8.7
Thomas Allen, So., G	1VL	32-0	318-9.9	34-86 (.395)	17-48 (.354)	16-20 (.800)	31-1.0	17	20	0	7	101-3.2
Nana Akenten, So., G	1VL	7-0	21-3.0	2-9 (.222)	2-8 (.250)	1-2 (.500)	2-0.3	0	0	0	0	7-1.0
Tanner Borchardt, Sr., F	3VL	20-0	118-5.9	6-13 (.462)	0-0 (.000)	6-14 (.429)	36-1.8	2	2	4	2	18-0.9
Thorir Thorbjarnarson, So., G	1VL	9-0	19-2.1	3-7 (.429)	2-5 (.400)	0-0 (.000)	4-0.4	3	1	0	1	8-0.9
#-Johnny Trueblood, Jr., G	2VL	7-0	11-1.6	0-2 (.000)	0-0 (.000)	1-4 (.250)	3-0.4	1	3	0	0	1-0.1

STARTERS LOST (2)

(2017-18 statistics)

Name, Pos.	Exp.	G-GS	MP-Avg.	FG-FGA (FG%)	3FG-3FGA (3FG%)	FT-FTA (FT%)	Reb.-Avg.	A	TO	B	S	TP-Avg.
Evan Taylor, G	2VL	33-20	851-25.8	68-159 (.428)	16-36 (.444)	58-81 (.716)	113-3.4	74	40	15	32	210-6.4
Jordy Tshimanga, C	2VL	31-18	423-13.6	51-112 (.455)	0-0 (.000)	22-39 (.564)	143-4.6	15	37	14	8	124-4.0

OTHER LETTERWINNERS LOST (4)

(2017-18 statistics)

Name, Pos.	Exp.	G-GS	MP-Avg.	FG-FGA (FG%)	3FG-3FGA (3FG%)	FT-FTA (FT%)	Reb.-Avg.	A	TO	B	S	TP-Avg.
Anton Gill, G	2VL	31-14	761-24.5	81-203 (.399)	54-43 (.378)	34-41 (.829)	59-1.9	34	23	2	14	250-8.1
Jack McVeigh, F	3VL	14-0	105-7.5	10-29 (.345)	6-18 (.333)	1-1 (1.000)	15-1.1	2	5	2	5	27-1.9
Duby Okeke, C	1VL	28-2	197-7.0	9-20 (.450)	0-0 (.000)	4-10 (.400)	50-1.8	2	17	27	5	22-0.8
#-Malcolm Laws, G	3VL	9-0	15-1.7	1-7 (.143)	0-3 (.000)	0-0 (.000)	0-0.0	0	1	0	0	2-0.2

REDSHIRTS (1)

Name, Pos.	Yr-Exp.	Ht.	Wt.	Hometown (Last School)	Career Stats/Highlights
#-Justin Costello, G	Rfr-RS	6-2	180	Omaha, Neb. (Elkhorn South)	First-team all-state in Class B in 2016-17; Averaged 18.6 ppg, 3.9 rpg, 3.5 apg and 1.8 spg as a senior

2018-19 NEWCOMERS (5)

Name, Pos.	Yr-Exp.	Ht.	Wt.	Hometown (Last School)	Career Stats/Highlights
Amir Harris, G	Fr-HS	6-6	205	Frederick, Md. (St. James School)	1st-team DMVelite All-Maryland Team; 11.5 ppg, 6.3 rpg, 6.4 apg, 1.8 bpg in 2017-18
Karrington Davis, G	Fr-HS	6-6	215	St. Louis, Mo. (Montverde Academy)	Played at Prep School Nat. Champ. Montverde (35-0 in 2017-18); 1st-team all-state in 2016-17 (19 ppg, 6 rpg)
Brady Heiman, F	Fr-HS	6-11	215	Springfield, Neb. (Platteview)	1st-team all-state by Omaha World-Herald & Lincoln Journal Star; 17.3 ppg, 10.1 rpg; 4.4 bpg in 2017-18
Dedoch Chan, F	So.-JC	6-8	210	Rochester, Minn. (Mississippi Gulf Coast CC)	First-team All-Region (16.8 ppg, 8.3 rpg) at Mississippi Gulf Coast CC; 8 double-doubles
^-Dachon Burke, G	Jr-TR	6-4	180	Orange, N.J. (Robert Morris)	2nd-team All-NEC in 2017-18 (17.6 ppg; 5.8 rpg; 2.5 apg; 2.1 spg); 4x conference POW in 2017-18

#-Walk-on student-athlete; ^-Transfer student-athlete, will not be eligible until 2019-20



Front row (from left): Dachon Burke Jr., Nana Akenten, Justin Costello, Glynn Watson Jr., Johnny Trueblood, Thomas Allen and Thorir Thorbjarnarson. Back row (from left): Karrington Davis, Dedoch Chan, Isaac Copeland, Brady Heiman, Isaiah Roby, Tanner Borchardt, James Palmer Jr. and Amir Harris.



Glynn Watson Jr. begins his fourth season as Nebraska's lead guard and has a career 2.1-to-1 assist-to-turnover ratio.

When Tim Miles talks about the 2018-19 Huskers basketball team, he talks about a group that is determined to finish what it had started.

Coming off a season where the Huskers won 22 games and made their first postseason appearance in four years, the focus has been to build on that foundation in the offseason, and Miles, who begins his seventh season at Nebraska, has been impressed with the Huskers' work ethic since last year's NIT loss to Mississippi State.

"These guys just work. There is not a lot of variable in them, and they have great habits that way," Miles said. "They show up every day, work their tails off and compete really hard."

Miles credits that attitude to a solid corps of experienced returnees which features Glynn Watson Jr., James Palmer Jr., Isaac Copeland Jr. and Isaiah Roby. Those four players, the Huskers' top four scorers, are all back, as the Huskers bring back three starters and nine letterwinners who comprised



Isaac Copeland averaged a career-high 12.9 ppg, and had 23 double-figure efforts in 2017-18.

nearly 75 percent of their scoring and more than 60 percent of their rebounding from last year.

The backcourt is led by Watson, who begins his fourth year as the Huskers' lead guard. The 6-foot senior averaged 10.5 points per game, while leading the Huskers in both assists (3.2 apg) and steals (1.4 apg). Watson has started 77 career games at Nebraska and has a chance to finish in the top-10 in scoring, assists and steals before his career is over.

On the wing, Nebraska returns one of the Big Ten's top players in Palmer, as the 6-foot-6 senior averaged 17.2 points per game en route to first-team All-Big Ten honors. Palmer reached double figures 31 times, and got to the foul line a conference-high 221 times. In Big Ten play, Palmer is the leading returning scorer at 18.8 ppg, the highest returning scoring average in six years.

Roby and Copeland anchor a multi-dimensional frontcourt that helped NU rank among the Big Ten leaders in field goal defense in conference play. While Copeland started all 33 games, Roby moved into the starting lineup in mid-January and sparked the Huskers to a 10-2 mark to close Big Ten play. Copeland was second on the team in scoring (12.9 ppg), rebounding (5.0 rpg) and blocked shots (1.0) while shooting 47 percent from the field, including 37 percent from 3-point range.

Roby raised his scoring average from 3.1 ppg to 8.7 ppg, while topping the Huskers in rebounds (6.3 rpg) and blocked shots (2.0 bpg). The 6-foot-8 forward was playing some of his best basketball down the stretch, closing the year with eight straight double-figure efforts, including three of his four double-doubles.

For the Huskers to reach the NCAA Tournament for the first time since 2014, honing that mindset is important as the Huskers will be tested throughout the year with a difficult schedule.

"I think having that mindset about having something to prove is the most crucial thing," Miles said. "With the amount of returning talent in the conference, the margin of error is very thin. We need to have that edge and to have that consistent mentality. If we can do that and stay healthy, I think we have enough talent to have a chance to be really good."

Backcourt

In the backcourt, the Huskers have the luxury of returning starting point guard Glynn Watson Jr., along with Thomas Allen, who played significant minutes as a freshman. NU also returns a pair of walk-ons in Johnny Trueblood and Justin Costello, while freshman Amir Harris will have an opportunity to earn playing time early in his career. He could help replace Evan Taylor and Anton Gill, who split time in the backcourt.

For the fourth straight season, the ball will be in the capable hands of Watson, as the senior will be the fulcrum of the Huskers attack. The 6-footer averaged 10.5 points and paced the Huskers in both assists (3.2 apg) and steals (1.4 spg). He ranked in the top-10 of the Big Ten in steals (sixth) and assist-to-turnover ratio (2.2, seventh) while improving his play on the defense end.

Watson enters his senior year with more than 1,000 career points and has a chance to finish in the top-10 in school charts in both assists and steals. He has showed the ability to carry the Husker attack, as he totaled four 20-point games last season, including a season-best 29-point outburst in a win over No. 14 Minnesota. Watson looks to regain the shooting form of his sophomore year when he shot 42 percent from the field, including 40 percent from 3-point range.

"Glynn's heart is in the right place, and he really wants team success over any individual accolades," Miles said. "He has accomplished a lot in his three years, but really wants to get us to the NCAA and go places where this program has never gone before.

"He came to me after the season disappointed because his scoring numbers were down compared to his sophomore year," Miles said. "I showed him how his assists were up, his turnovers were down, how much better he played defensively and his steals were at a similar rate to the year before. I know he has put in the effort in the gym to work on his shooting and give himself a chance for a special senior year."

Allen played in 32 games as a freshman, averaging 3.2 points per game in just under 10 minutes per game. He had two double-figure efforts last season, including a 13-point performance off the bench against Kansas. Allen shot 35 percent from 3-point range, and may be the Huskers' top 3-point threat. A former top-100 recruit, he started at Brewster Academy and averaged 18 points per game and shot 48 percent from 3-point range as a senior. Allen has added strength and can play at either guard spot for the Big Red.

"Thomas had some very bright moments for us last year, especially against some of our best opponents, and that showed us that he has the talent and the ability," Miles said. "For him, the key is to be able to play either guard spot for us and also develop that killer instinct and bringing that attitude to the gym every day. As he develops that, he has a chance to be a special player for us."

One freshman who has potential to get into the mix is Amir Harris. The 6-foot-6, 205-pounder was a stat stuffer at St. James School in Maryland, averaging 11.5 points, 6.3 rebounds, 6.4 assists, 1.8 steals and 1.4 blocks per game as a senior. A three-time all-county selection, Harris helped St. James go 19-11 and win the Mid-Atlantic Conference in 2018. A late signee, Harris is just beginning to scratch the surface of his skill set, and his combination of size and athleticism will give the Husker coaches a number of options.

"Amir is a very good athlete, and has worked hard on his guard skills throughout the offseason," Miles said. "He can get on the floor because of his sheer athleticism, rebounding

and ability to run the floor. He is a high-level athlete, an excellent student, and someone who has a chance to develop in our program throughout his career.”

Trueblood gives the Huskers a veteran presence and valuable depth. After returning to the team after a one-year absence, he saw action in seven games last year. A former all-state selection at Elkhorn South, Trueblood has played in 17 career games at Nebraska, totaling nine points and five assists in 39 minutes. He also handles the Husker scout team in practice, earning the respect of his teammates for his diligence.

Costello will look to earn his first playing time this season, as he redshirted last season. The 6-foot-1, 200-pound guard added nearly 20 pounds of muscle since arriving on campus, and was chosen by his teammates as the lifter of the year. One of the best shooters on the squad, Costello was a first-team all-state selection as a senior, averaging 18.6 points and 3.5 assists per game at Elkhorn South. He teamed with Trueblood to win the 2015 Class B state title at Pinnacle Bank Arena, and the pair will provide backcourt depth for the 2018-19 Huskers.

Wings

On the wing, the Huskers feature one of the Big Ten’s top performers in Palmer, along with an intriguing group of youngsters, including Nana Akenten, Thorir Thorbjarnarson and Karrington Davis. Newcomer Dachon Burke will sit out this year after transferring from Robert Morris and be eligible for the 2019-20 season.

Palmer comes into the season as one of the top returning players in the country. The All-America candidate flirted with the NBA Draft before returning for his senior season. Last year, Palmer averaged 17.2 points, 4.4 rebounds and 3.0 assists per game, ranking in the top five in scoring and among the team leaders in both rebounds and assists. The 6-foot-6 wing is the top returning scorer in Big Ten play at 18.8 points per game, as his scoring average is the highest by a returning conference player since the 2012-13 campaign. Palmer topped the Huskers in double-figures (31) and 20-point games (eight), highlighted by a 34-point performance at Ohio State. He was at his best down the stretch, averaging 20.8 ppg on 48 percent shooting over the Huskers’ final 12 conference games.

“What has impressed me the most about James is his everyday mentality,” Miles said. “His mindset has been terrific on bringing it every day. He is a guy who is in the gym two to three times a day. He knows he has to shoot better from 3-point range, and I am confident he will because of the talent and work ethic.”

Akenten saw limited duty as a freshman, tallying just 21 minutes in seven contests, but has the ability and athleticism to find his way into the rotation this season. A former top-150 recruit, he was a first-team all-state performer at Bolingbrook High School, averaging 14.7 points and 5.7 points per game. Akenten is one of the team’s best shooters, and has worked hard to round out his game in the offseason.

“Nana is a terrific athlete on the wing,” Miles said. “Being behind guys like Evan (Taylor) and Anton (Gill) limited his opportunities for playing time last year, but going against them every day in practice gave Nana a chance to make improvements and adjust to the college game. This is a year where he has a great opportunity to get on the court, and the key for him is bringing that consistency every day.”

Thorbjarnarson is another intriguing prospect who is looking for a more significant role this season. As a freshman, he appeared in nine games as he served as a backup at both the guard and wing spots. He spent part of the summer at the U-20 European Championships, averaging 9.0 points, 4.0 rebounds and 3.7 assists per game, ranking first on the team in scoring and second in assists. Thorbjarnarson has added 15 pounds since arriving on campus, and that strength, along with a high basketball IQ, gives him an opportunity to crack the rotation.

“Thorir is bigger than he looks and possesses good guard skills,” Miles said. “I think the experience he gained in the offseason with his national team was valuable and will help him this year. As he becomes a more consistent shooter, that will give him an opportunity to see more playing time.”

Davis is the wildcard at the position, but he will most likely redshirt after suffering an achilles tendon injury in early October. Prior to the injury, he had shown glimpses of helping the Huskers after missing most of his senior year with a hip injury. At 6-foot-6, 215-pounds, he has the size and physicality to be a factor on the wing. Davis has been a part of several successful programs during his high school career. Last year, he played at Montverde Academy, as the school

went 35-0 and they were crowned national champions. Prior to that, Davis was a first-team all-state performer at Chaminade Prep, as he averaged 19 points and six rebounds per game during his junior year and helped the school win a state title as a sophomore.

“Karrington has been a part of several successful programs, and he knows how to play with talented teammates and what it takes to win,” Miles said. “He was a little under the radar as a senior because of an injury, but he is a strong, physical player with a very good skill set. He had an opportunity to help us, but the injury will force him to miss the entire season.”

One player who will help the Huskers in practice this year is junior Dachon Burke, who transferred from Robert Morris. Burke, who will have two years of eligibility remaining beginning next season, earned second-team All-Northeast Conference honors by averaging 17.6 points, 5.8 rebounds, 2.5 assists and 2.1 steals per game. Burke ranked in the top five in the conference in both scoring and steals, and was a four-time conference player of the week. Burke tallied 30 double-figure efforts, including 11 20-point games as a sophomore. His experience will be vital next year when the Huskers replace Palmer and Watson.

“Dachon is quick to the ball and has excellent instincts,” Miles said. “If you look at the volume of assists and rebounds, he’s one of the best in the country in steals. That says a lot about his quickness, athleticism and feel for the game. If Dachon can put his redshirt year into effect like guys like Terran Petteway and James Palmer Jr., he will be a go-to player for us in the future.”

Frontcourt

For most of the second half of last year, the Huskers relied on a smaller frontcourt with Isaac Copeland Jr. and Isaiah Roby manning the forward spots after Roby replaced Jordy Tshimanga in the lineup. The return of both Copeland and Roby gives Miles one of the best frontcourts in the conference. NU also welcomes back senior Tanner Borchardt while newcomers Dedoch Chan and Brady Heiman look to earn playing time early in their Husker careers.

At this time last year, the biggest question was if Isaac Copeland would be able to be fully healthy after back surgery the previous season. Copeland more than answered those questions, starting all 33 games in his first season as a Husker and setting career highs in scoring (12.9 ppg), rebounding (6.1 rpg) and blocked shots (1.0 bpg). The 6-foot-9 forward also shot 37 percent from 3-point range, including 43 percent in Big Ten play. In all, he reached double figures 23 times, including five 20-point performances, and closed Big Ten play by averaging 15.8 ppg on 58 percent shooting over the Huskers’ final nine conference contests to earn honorable-mention All-Big Ten honors. With a full offseason to work on his strength and flexibility, Copeland enters his final collegiate season in the best shape of his career.

“Isaac is very athletic and possesses a terrific skill set,” Miles said. “For him, the emphasis is working on his isolation game and taking advantage of his skills to hone and diversify his game, making him an even more productive player.”

Roby’s emergence during the second half of last season diversified the Husker attack and propelled NU to a 10-2 finish in Big Ten play. The 6-foot-8 forward averaged 8.7 points, while leading the team in rebounding (6.3 rpg), field goal percentage (.565) and blocked shots (2.0 bpg). Roby reached double figures 16 times after accomplishing it once as a freshman, while his 63 blocked shots were the most by a Husker in 17 years. Roby joined Big Ten Player of the Year



Isaiah Roby averaged 13.0 ppg on 62 percent shooting, 8.8 rebounds and 2.6 blocks per game in Nebraska’s final eight games last year. Roby is the only returning Big Ten Player with 50 assists and 50 blocked shots last season.

N 2018-19 NEBRASKA BASKETBALL

SEASON OUTLOOK

2018-19 OUTLOOK

Keita Bates-Diop as the only two conference players with more than 50 blocks and assists in 2017-18. Roby became more of a focal point down the stretch, as he averaged 13.0 points, 8.8 rebounds and 2.6 rebounds per game over NU's last eight contests. He closed the year with eight straight double-figure efforts, including three double-doubles.

"Isaiah is a unique player, as he was one of only a few players in college basketball with 50 blocked shots and 50 assists last season," Miles said. "When you look at his length, skill level and athleticism, he can be an NBA prospect. The biggest keys for Isaiah is gaining more confidence in his game and getting stronger, and as he does that, the sky is the limit."

Borchardt provides size and physicality in the post, as the 6-foot-8, 250-pound senior is back for his fourth season. Borchardt, who was recruited by several Division I programs in football coming out of high school, played in 20 games last season, averaging 0.9 points and 1.8 rebounds per game. He lost nearly 35 pounds after walking on to the Husker program, and his effort was rewarded when he earned a scholarship in December of 2017. Borchardt's best game came against Stetson when he tallied eight points, 10 rebounds and two blocked shots in 14 second-half minutes.

"Tanner is our most physical player and has a real feel for the game," Miles said. "He earned a scholarship last year, and has done a good job of helping us. As he continues to improve defensively in some areas, he has a chance to get more extended time on the floor."

Chan was a late addition to the roster, as he signed with the Huskers in August to aid NU's frontcourt depth. Chan spent his freshman season at Mississippi Gulf Coast CC, averaging 16.8 points and 8.3 rebounds per game. A first-team NJCAA All-Region 23 selection, he totaled eight double-doubles as a freshman, highlighted by a 33-point, 17-rebound performance against Meridian CC. Chan, who

shot better than 30 percent from 3-point range, showed his offensive potential midway through his freshman year with seven straight 20-point efforts. At 6-foot-8, 215 pounds, Chan possesses good athleticism and will add strength to adjust to the Division I ranks.

"We needed to add more size in the frontcourt after Jordy left the team in late July, and we were lucky to add Dedoch to our roster," Miles said. "He was a very productive player in the junior college ranks and continued to improve throughout his freshman year. With some time to develop in our program, I believe Dedoch's best days are in front of him."

At 6-foot-11, Heiman is the tallest player on the 2018-19 Husker roster, and comes to NU after a standout career at Platteview High School. He was active in the frontcourt, averaging 17.3 points, 10.1 rebounds and 4.4 blocks per game as a senior to garner first-team all-state honors from both major papers in the state. Heiman has good length and athleticism for his size, as well as range out to the 3-point line. He comes into the start of practice at 215 pounds after adding 15 pounds since the start of the summer, and adding additional weight and strength will only help his development.

"Brady is a very agile guy for someone who is 6-11," Miles said. "He has a good skill set, as he can hit 3-pointers, rebound and block shots. He has a great attitude and will do anything to help us win. His playing time will be dependent on adding strength to be able to work in the post at this level."

Schedule

The 2018-19 schedule will challenge the Huskers, as they will play seven Division I postseason teams in non-conference action as well as 20 Big Ten games for the first time.

NU's home slate includes matchups against postseason

qualifiers Southeastern Louisiana, Seton Hall, Creighton and Cal State Fullerton along with a trip to Sweet 16 qualifier Clemson in the ACC/Big Ten Challenge.

The trip to Clemson is one of three trips the Huskers will take during non-conference play. NU will head to Kansas City in November for the Hall of Fame Classic, where the Huskers will face Missouri State in the opening round and either Texas Tech or USC the following night. On December 16, Nebraska will trek to Sioux Falls, S.D. for a matchup with Oklahoma State.

Once again, the Huskers will play two Big Ten games in December, hosting Illinois on Dec. 2 and traveling to Minnesota on Dec. 5.

The Huskers open 2019 on the road, traveling to Maryland (Jan. 2) and Iowa (Jan. 6) before returning home to host Penn State on Jan. 10. The rest of the January slate features home matchups against defending Big Ten regular-season champion Michigan State (Jan. 17), Ohio State (Jan. 26) and Wisconsin (Jan. 29) along with road trips to both Indiana (Jan. 14) and Rutgers (Jan. 21).

The second half of the Big Ten schedule opens with a rematch at Illinois on Feb. 2 before returning home for three of the next four contests, including games with Maryland (Feb. 6), Minnesota (Feb. 13) and Northwestern (Feb. 16). The only road game in that run is a matchup at Purdue on Feb. 9, the first of two matchups with the Boilermakers in a 15-day span.

The homestretch features four straight games against postseason qualifiers, including road trips to NIT champion Penn State (Feb. 19), NCAA runner-up Michigan (Feb. 28) and a rematch with Michigan State (March 5) along with hosting Purdue on Feb. 23. NU's game with Iowa on March 10 is on the final day of the regular season before the Big Ten Tournament returns to the United Center in Chicago from March 13-17.

HUSKER NOTEBOOK

▶ The Huskers enter the 2018-19 season welcoming back three starters and nine letterwinners from a team that went 22-11 and finished tied for fourth in the Big Ten with a 13-5 mark. The group includes All-Big Ten performers James Palmer Jr. and Isaac Copeland and three-year starter Glynn Watson Jr., all of whom averaged double figures in 2017-18. NU also returns junior forward Isaiah Roby, who started 13 of NU's final 14 games and led NU in both rebounding (6.3 rpg) and blocked shots (2.0 bpg).

▶ Nebraska returns 73.4 percent of its scoring, 61.4 percent of its rebounding, 71.5 percent of its assists and 67.2 percent of its blocked shots from last year. Last year, NU averaged 72.3 points per game, its highest average since the 1996-97 season (72.9 ppg).

What's Returning (Last Four Seasons)

Category	2018-19	2017-18	2016-17	2015-16
Pct. of scoring	73.4	50.0	45.8	40.0
Pct. of rebounding	61.4	44.9	51.9	33.3
Pct. of assists	71.5	48.9	52.6	51.1
Pct. of blocked shots	67.2	47.4	64.3	15.6
Pct. of steals	68.0	61.1	51.6	52.6
Pct. of minutes	74.5	55.4	52.4	42.4

▶ Nebraska returns three double-figure scorers (James Palmer Jr, 17.2, Isaac Copeland Jr., 12.9 and Glynn Watson Jr. 10.5) for the first time since the 1992-93 season (Eric Piatkowski, 14.3; Derrick Chandler, 12.3; Jamar Johnson,

11.2). In 1992-93, the Huskers won 20 games and finished tied for second in the Big Eight Conference. Nebraska returns its top four scorers for the first time since the 2003-04 campaign.

▶ Nebraska returns 160 career starts from its roster, including a team-high 77 from Glynn Watson Jr. In all, the eligible players at Nebraska have started 214 Division I games, as Isaac Copeland (49 starts at Georgetown) and James Palmer (five starts at Miami) both cracked the starting lineups at their previous schools before coming to Nebraska.

▶ Nebraska finished seventh nationally and second in the Big Ten in blocked shots per game with 5.5 per outing. It is the highest total since the 1996-97 team blocked a school-record 6.12 shots per game. Nebraska totaled 183 blocked shots last season, which is third on NU's single-season list.

Blocked Shots Per Game

No.	School (Conf.)	BPG
1.	Michigan St. (Big Ten)	7.2
2.	Ill.-Chicago (Horizon)	6.7
3.	Eastern Mich. (MAC)	6.5
4.	Louisville (ACC)	6.0
5.	Texas A&M (SEC)	6.0
6.	Marshall (C-USA)	5.8
7.	Nebraska (Big Ten)	5.5
8.	Cincinnati (AAC)	5.4

▶ Nebraska returns a pair of players who averaged at least one block per game last year in Isaiah Roby (2.0 bpg) and Isaac Copeland (1.0 bpg). Roby's 63 blocked shots were the most by a Husker since 2001, while Copeland had 33 blocked shots after recording just 39 in two-plus seasons at Georgetown.

▶ Palmer is only Nebraska's second returning first-team all-conference player in more than 20 years (Terran Petteway, 2014-15) and just the seventh since the end of World War II. Palmer finished the 2017-18 campaign fifth in the Big Ten in scoring at 17.2 points per game while posting a team-high eight 20-point games. He reached double figures in 31 of 33 contests, while also averaging 4.4 rebounds and 3.0 assists per game.

NU's Returning First-Team All-Conference Players Since WW2

Year	Player
2018-19	James Palmer Jr.
2014-15	Terran Petteway
1993-94	Eric Piatkowski
1985-86	Dave Hoppen
1984-85	Dave Hoppen
1980-81	Andre Smith
1975-76	Jerry Fort
1974-75	Jerry Fort
1967-68	Stuart Lantz
1949-50	Bus Whitehead

► Palmer joined Wisconsin's Ethan Happ and Penn State's Tony Carr as the only Big Ten players to average 17.0 points, 4.0 rebounds and 3.0 assists per game in 2017-18. Only five returning power conference players put up those numbers last season.

Player	School	PPG	RPG	APG
James Palmer Jr.	Nebraska	17.2	4.4	3.0
Shamorie Ponds	St. John's	21.6	5.0	4.7
Tres Tinkle	Oregon St.	17.6	7.2	3.7
Ethan Happ	Wisconsin	17.9	8.0	3.7
Ky Bowman	Boston College	17.6	6.8	4.7

► In conference play, Palmer is the Big Ten's leading returning scorer at 18.8 ppg, which was the highest scoring average by a Husker in conference play since Aleks Maric averaged 18.9 ppg in 2006-07. Palmer was in double figures in 17 of NU's 18 conference tilts.

Returning Big Ten Players who Averaged 17.0 ppg in Big Ten Play in 2017-18

Player	School	PPG
James Palmer Jr.	Nebraska	18.8 ppg
Juwan Morgan	Indiana	17.9 ppg
Carsen Edwards	Purdue	17.8 ppg
Ethan Happ	Wisconsin	17.8 ppg

► James Palmer Jr.'s scoring average of 18.8 points per game is the highest by a returning Big Ten player since Tim Frazier averaged 19.6 ppg in 2011-12.

Big Ten's Leading Returning Scorer Since 2012-13

Year	Player	School	PPG	Prev. Yr.
2018-19	James Palmer Jr.	Nebraska	18.8	2017-18
2017-18	Nate Mason	Minnesota	17.2	2016-17
2016-17	Malcolm Hill	Illinois	18.6	2015-16
2015-16	Melo Trimble	Maryland	16.3	2014-15
2014-15	Terran Petteway	Nebraska	18.6	2013-14
2013-14	D.J. Newbill	Penn State	16.4	2012-13
2012-13	Tim Frazier	Penn State	19.6	2011-12

► Palmer was at his best in Nebraska's six games against ranked opponents as a junior, averaging 19.3 points per game on 48 percent shooting, including 43 percent from 3-point range. Palmer also averaged 4.3 rebounds, 2.3 assists and 1.0 steal per game in those six contests.

► Palmer showed the ability to raise his play late in games. Not only did he tie a school record with a 24-point second half in a win over Maryland, but also shot considerably better in the final five minutes of games from both the field and from the foul line. Palmer shot nearly 83 percent from the foul line in the final five minutes of games last season.

Category	Overall	Final 5 Minutes	Final 2 Min.
Field Goal Pct.	.444 (181-408)	.480 (24-50)	.520 (13-25)
Free Throw Pct.	.738 (163-221)	.826 (57-69)	.829 (34-41)

► Palmer has shown the ability to get to the foul line, as he led the Big Ten with 221 attempts in 2017-18, well ahead of Maryland's Anthony Cowan Jr. (191) and Wisconsin's Ethan Happ (191), who finished tied for second. Palmer's 221 attempts were second in school history.

► Isaac Copeland Jr. made a successful return to action following back surgery and put together a strong junior season. The 6-foot-9 forward was second on the team in scoring (12.9 ppg), rebounding (6.1 rpg) and blocked shots (1.0 bpg), setting personal bests in all three areas. In all, he reached double figures 23 times, including five 20-point performances. Copeland, a top-20 recruit coming out of high school, earned honorable-mention All-Big Ten honors by averaging 13.5 points on 51 percent shooting, including 43 percent from 3-point range, and was in double figures in eight of his final nine Big Ten contests.

► Junior Isaiah Roby emerged as one of Nebraska's best players during the second half of last season following his move into the starting lineup on Jan. 15. Roby played his best basketball down the stretch, averaging 13.0 ppg, 8.0 rpg and 2.6 bpg over Nebraska's final eight games. He reached double figures in scoring in each of his final eight games. Roby had five or more blocked shots three times, including five in the Huskers' Big Ten Tournament loss to Michigan.

► Roby is one of only two returning power conference players to total 50 blocks and 50 assists last season, joining Missouri's Jontay Porter. Roby's 63 blocked shots ranked 10th on NU's single-season list and was the most by a Husker since the 2000-01 season.

Returning Power Conference Players w/50 Assists & Blocks

Player	School	Assists	Blocks
Isaiah Roby	Nebraska	53	63
Jontay Porter	Missouri	74	55

Huskies w/50 Assists & Blocks

Player	Year	Assists	Blocks
Isaiah Roby	2017-18	53	63
Aleks Maric	2007-08	64	57
Venson Hamilton	1998-99	54	80
Venson Hamilton	1997-98	58	66
Rich King	1990-91	90	68

► For just the second time this decade, Nebraska returns a 1,000-point scorer to the lineup, as Glynn Watson Jr. enters his senior year with 1,041 career points. It is the 10th time in program history that the Huskers had a returning 1,000-point scorer. Watson is also ninth on NU's career steals list with 137 and needs 74 assists to crack the Huskers' career top-10 list in that category.

Watson was third on the team in scoring at 10.5 points per game in 2017-18 while pacing the Huskers in both assists (3.2 apg) and steals (1.4 spg).

Nebraska's Returning 1,000-Point Scorers

Player	School	PPG
Glynn Watson Jr.	2018-19	1,041
Shavon Shields	2015-16	1,127
Aleks Maric	2007-08	1,111
Cookie Belcher	2000-01	1,060
Erick Strickland	1995-96	1,070
Jaron Boone	1995-96	1,140
Eric Piatkowski	1993-94	1,288
Dave Hoppen	1985-86	1,747
Andre Smith	1980-81	1,242
Jerry Fort	1975-76	1,369

► Nebraska's biggest improvements came on the defensive end in 2017-18, going from 13th to 6th in field goal percentage defense and from 14th to 2nd in 3-point percentage defense. NU ranked in the top-75 nationally in both field goal defense (74th) and 3-point percentage defense (32nd).

Defensive Improvement

Category	2016-17 Season		2017-18 Season	
	Overall (Rk.)	B1G (Rk.)	Overall (Rk.)	B1G (Rk.)
PPG Allowed	73.0 (12)	76.4 (12)	68.6 (10)	66.5 (5)
FG Pct. Def.	.447 (13)	.459 (13)	.423 (6)	.411 (2)
3-Pt. Pct. Def.	.399 (14)	.425 (14)	.322 (2)	.279 (1)

► Thorir Thorbjarnarson spent part of the summer playing for Iceland in the U-20 European Championships. Thorbjarnarson made his senior national team debut in 2017.

► The only change on the coaching staff was the addition of Armon Gates, who recently served as the associate head coach at the University of Florida. Prior to that, he spent five years at Northwestern and also coached at TCU, Loyola (Ill.), Kent State and Western Kentucky.

► Tim Miles is poised to become just the fourth Husker coach to win 100-or-more games at Nebraska in 2018-19. Miles enters his seventh season needing only 10 wins to pass both Doc Sadler and Moe Iba for third place on NU's career wins chart. Miles has guided the Huskers to a pair of postseason appearances.

Most Wins in School History

No.	Coach	Years	Wins
1.	Danny Nee	1987-2000	254
2.	Joe Cipriano	1964-80	253
3.	Moe Iba	1981-86	106
4.	Doc Sadler	2007-12	101
5.	Tim Miles	2013-Present	97

► Nebraska's 22 wins tied for second in school history and were the most since the 1990-91 team won a school-record 26 games. It marked the 13th 20-win season in school history for the Huskers and the first in 10 seasons.

Highest Win Totals in a Season

No.	Wins	Conf.	Year
1.	26	Big Eight	1990-91
2.	22	Big Ten	2017-18
	22	Big Eight	1982-83
	22	Big Eight	1977-78
	22	Missouri Valley	1919-20

► NU set a school record with 13 conference wins, breaking the previous mark of 12 held by the 1965-66 and 1915-16 squads. Tim Miles is the only coach in school history to have multiple teams win 11 or more conference games.

Most Conference Wins in a Season

No.	No.	Conference	Year
1.	13	Big Ten	2017-18
2.	12	Big Eight	1965-66
	12	Missouri Valley	1915-16
4.	11	Big Ten	2013-14
	11	Missouri Valley	1924-25

► The 2017-18 season marked the fourth time in school history that Nebraska increased its win total by double digits and the first time since a 16-game improvement in 1990-91. The other double-digit increases came in 1919-20 (12) and 1965-66 (10).

► Nebraska's fourth-place finish matched its best since joining the Big Ten in 2011-12, and matched its best conference showing since a runner-up finish in the Big Eight in 1992-93.

► Nebraska went 16-1 at Pinnacle Bank Arena in 2017-18 with the only loss coming in a 73-72 setback against eventual Final Four qualifier Kansas on Dec. 16. NU's .941 home winning percentage is the best since the 1982-83 campaign, while the 16 home wins were one shy of the school record. The Huskers will open the 2018-19 season with an 11-game home win streak.

Most Conference Wins in a Season

No.	Season	Record	Pct.
1.	1965-66	11-0	1.000
	1920-21	10-0	1.000
	1912-13	10-0	1.000
4.	1982-83	17-1	.944
5.	2017-18	16-1	.941

► Nebraska's 9-0 Big Ten home mark - the only unbeaten conference mark in the Big Ten in 2017-18 - marked the first time the Huskers went unbeaten in conference play at home since the 1965-66 season.

N 2018-19 NEBRASKA BASKETBALL

BASKETBALL SCHEDULE

2018-19 OUTLOOK

Date	Opponent	Location	Television/Internet	Time
Thursday, Nov. 1	Wayne State (Exhibition)	Pinnacle Bank Arena	BTN Plus	7 p.m.
Tuesday, Nov. 6	Mississippi Valley State (HOF Classic)	Pinnacle Bank Arena	BTN Plus	7 p.m.
Sunday, Nov. 11	Southeastern Louisiana (HOF Classic)	Pinnacle Bank Arena	ESPNU	3 p.m.
Wednesday, Nov. 14	Seton Hall (Gavitt Games)	Pinnacle Bank Arena	BTN	6:30 p.m.
Monday, Nov. 19	vs. Missouri State (HOF Classic)	Kansas City, Mo. (Sprint Center)	ESPNU	6 p.m.
Tuesday, Nov. 20	vs. USC or Texas Tech (HOF Classic)	Kansas City, Mo. (Sprint Center)	ESPN3 or ESPN2	6 or 8:30 p.m.
Saturday, Nov. 24	Western Illinois	Pinnacle Bank Arena	BTN Plus	1 p.m.
Monday, Nov. 26	at Clemson (ACC/B1G Challenge)	Clemson, S.C. (Littlejohn Coliseum)	ESPN2	6 p.m.
Sunday, Dec. 2	Illinois #	Pinnacle Bank Arena	BTN	4 p.m.
Wednesday, Dec. 5	at Minnesota #	Minneapolis, Minn. (Williams Arena)	BTN	8 p.m.
Saturday, Dec. 8	Creighton	Pinnacle Bank Arena	BTN	5 p.m.
Sunday, Dec. 16	vs. Oklahoma State	Sioux Falls, S.D. (Sanford Pentagon)	BTN	6 p.m.
Saturday, Dec. 22	Cal State Fullerton	Pinnacle Bank Arena	BTN	1 p.m.
Saturday, Dec. 29	Southwest Minnesota State	Pinnacle Bank Arena	BTN Plus	1 p.m.
Wednesday, Jan. 2	at Maryland #	College Park, Md. (Xfinity Center)	BTN	5:30 p.m.
Sunday, Jan. 6	at Iowa #	Iowa City, Iowa (Carver-Hawkeye Arena)	BTN	2:15 or 4:30 p.m.
Thursday, Jan. 10	Penn State #	Pinnacle Bank Arena	ESPN or ESPN2 or ESPNU	8 p.m.
Monday, Jan. 14	at Indiana #	Bloomington, Ind. (Simon Skjodt Assembly Hall)	FS1	5:30 p.m.
Thursday, Jan. 17	Michigan State #	Pinnacle Bank Arena	FS1	7 p.m.
Monday, Jan. 21	at Rutgers #	Piscataway, N.J. (Rutgers Athletic Center)	BTN	7 p.m.
Saturday, Jan. 26	Ohio State #	Pinnacle Bank Arena	FS1	11 a.m.
Tuesday, Jan. 29	Wisconsin #	Pinnacle Bank Arena	BTN	7 p.m.
Saturday, Feb. 2	at Illinois #	Champaign, Ill. (State Farm Center)	BTN	1:15 p.m.
Wednesday, Feb. 6	Maryland #	Pinnacle Bank Arena	BTN	6 p.m.
Saturday, Feb. 9	at Purdue #	West Lafayette, Ind. (Mackey Arena)	BTN	7:30 p.m.
Wednesday, Feb. 13	Minnesota #	Pinnacle Bank Arena	BTN	8 p.m.
Saturday, Feb. 16	Northwestern #	Pinnacle Bank Arena	BTN	7:30 p.m.
Tuesday, Feb. 19	at Penn State #	University Park, Pa. (Bryce Jordan Center)	FS1	6 p.m.
Saturday, Feb. 23	Purdue #	Pinnacle Bank Arena	BTN	3 p.m.
Thursday, Feb. 28	at Michigan #	Ann Arbor, Mich. (Crisler Center)	ESPN or ESPN2	6 p.m.
Tuesday, March 5	at Michigan State #	East Lansing, Mich. (Breslin Center)	ESPN or ESPN2	6 p.m.
Sunday, March 10	Iowa #	Pinnacle Bank Arena	BTN	1 p.m.
Big Ten Tournament				
Wednesday, March 13	First Round	Chicago, Ill. (United Center)	BTN	5:30/8 p.m.
Thursday, March 14	Second Round	Chicago, Ill. (United Center)	BTN	11:30 a.m./2 p.m./6 p.m./8:30 p.m.
Friday, March 15	Quarterfinals	Chicago, Ill. (United Center)	BTN	11:30 a.m./2 p.m./6 p.m./8:30 p.m.
Saturday, March 16	Semifinals	Chicago, Ill. (United Center)	CBS	Noon/2:30 p.m.
Sunday, March 17	Championship	Chicago, Ill. (United Center)	CBS	2:30 p.m.
NCAA Tournament				
Tues.-Wed., March 19-20	First Four	Dayton, Ohio (UD Arena)	TBA	TBA
Thurs.-Sun., March 21-24	First/Second Rounds	Various Sites	TBA	TBA
Thurs.-Fri., March 28-29	NCAA Regional Semifinals	Various Sites	TBA	TBA
Sat.-Sun, March 30-31	NCAA Regional Finals	Various Sites	TBA	TBA
Saturday, April 6	National Semifinals	Minneapolis, Minn. (U.S. Bank Stadium)	TBA	TBA
Monday, April 8	National Championship Game	Minneapolis, Minn. (U.S. Bank Stadium)	TBA	TBA

Home games in **Bold**; All times listed are Central; #-Big Ten Conference games; All games carried on the Husker Sports Radio Network

SCHEDULE NOTES

- ▶ Nebraska's Nov. 6 season opener against Mississippi Valley State is the earliest season-opening date in school history. The previous earliest start came in the 2013-14 season when Nebraska faced Florida Gulf Coast on Nov. 8, 2013.
- ▶ The Huskers' non-conference schedule features only two first-time opponents. NU will take on Seton Hall at Pinnacle Bank Arena in the Gavitt Tipoff Games on Nov. 14, and will face Southwest Minnesota State on Dec. 29. The NU-Seton Hall game is the first Gavitt Games matchup in Lincoln, as the Huskers travelled to Villanova (2015) and St. John's (2017).
- ▶ The Huskers will play a trio of neutral-site games during non-conference play. NU will travel to the Sprint Center in Kansas City for the Hall of Fame Classic Powered by ShotTracker and play Missouri State in the opening round and either Texas Tech or USC the following evening. On Dec. 16, the Huskers will travel to Sioux Falls, S.D., for a matchup with former conference rival Oklahoma State at the Sanford Pentagon. It is the first matchup between the Huskers and Cowboys since 2011.
- ▶ Nebraska will play six of its 10 Division I non-conference games against teams which made either the NCAA Tournament or NIT last season. The list includes NCAA Tournament qualifiers Seton Hall, Clemson, Creighton and Cal State Fullerton, as well as NIT participants Oklahoma State and Southeastern Louisiana. NU will also face either Elite Eight finisher Texas Tech or NIT qualifier USC in Kansas City.
- ▶ The 2018-19 schedule features 20 Big Ten games, the most conference games that NU has ever played in a season. NU will have seven double-play opponents (Illinois, Iowa, Maryland, Michigan State, Minnesota, Penn State and Purdue). The Huskers' home single plays are Northwestern, Ohio State and Wisconsin, while the Huskers will travel to Indiana, Michigan and Rutgers.
- ▶ All 31 regular-season games will be broadcast live on TV or the Internet in 2018-19. Every Big Ten conference game is carried nationally on one of the Big Ten's television partners (FOX, FS1, ESPN, ESPN2, ESPNU, BTN or CBS). All 11 non-conference games will be on a Big Ten Network (BTN or BTN Plus), FS1 or an ESPN platform (ESPN, ESPN2, ESPNU or ESPN3).



GLYNN WATSON JR.



#12 THOMAS ALLEN
SOPHOMORE | GUARD | 6-1 | 184 | RALEIGH, N.C.

2018-19 (Outlook)

As a freshman, Thomas Allen showed he was not afraid of the big moments. The 6-foot-1, 184-pound guard came off the bench against No. 13 Kansas and delivered a then-career high 13 points on 5-of-7 shooting to help the Huskers nearly stun the Final Four bound Jayhawks. It was the beginning of a three-game stretch where he averaged 11.0 points per game. The only freshman in the Huskers' rotation a year ago, Allen will be one of the front runners to move into the starting lineup this season. The Raleigh, N.C., native shot better than 35 percent from 3-point range in 2017-18, and Allen, a former top-100 recruit, has shown the ability to play either backcourt spot for the Huskers.

2017-18 (Freshman)

Allen was the only freshman to crack the Huskers' rotation, as he averaged 3.2 points and 1.0 rebound per contest while playing 32 contests. One of the first guards off the bench for the Big Red, he shot nearly 40 percent from the field, including 35 percent from 3-point range, and played nearly 10 minutes per contest.

Allen provided scoring punch off the bench, scoring six or more points on eight occasions, including a pair of double-figure performances. He enjoyed a breakout game against No. 13 Kansas on Dec. 16, setting then-personal bests in points (13), field goals (five), 3-pointers (three) and rebounds (two) in 14 minutes of work. He saw his most extensive action against Delaware State on Dec. 22, finishing with season highs of 14 points, four assists and two steals in a career-high 26 minutes of work. He made an early impact, coming off the bench with six points, including a pair of 3-pointers, and two assists in the win over Eastern Illinois on Nov. 11. Allen closed non-conference action on a high note, scoring all four of his points in a 10-0 run and adding a season-high four rebounds in the win over Stetson on Dec. 29.

He played in all 18 Big Ten games as one of the first guards off the bench. Allen tallied five points or more on five occasions, including an eight-point effort in the win over Wisconsin on Jan. 12. That was part of a three-game stretch where he averaged 5.7 ppg. He also had five points and two rebounds in seven minutes in a win over No. 14 Minnesota on Dec. 5 and six points, including a pair of 3-pointers, in the

Huskers' win in Minneapolis on Feb. 6.

Before Nebraska

Allen was one of the nation's top high school shooters and was a consensus top-100 recruit for the class of 2018. A four-star prospect by ESPN, Scout and Rivals, Allen was rated the No. 11 prospect in New England by the New England Recruiting Report.

Allen spent his senior season at Brewster Academy, helping Coach Jason Smith's team win its fifth National Prep title and a perfect 33-0 record. Brewster became the first New England Prep School Athletic Conference (NEPSAC) AAA team to finish unbeaten since Maine Central Institute in 1998. Allen was chosen as the NEPSAC Class AAA Player of the Year and first-team NEPSAC, averaging 18 points per game on 55 percent shooting, including 48 percent from 3-point range. He went 115 of 239 from 3-point range, highlighted by a school-record 11 3-pointers as part of a 50-point effort against Bridgton Academy. He scored 19 points on 8-of-10 shooting in the national prep school championship game against Northfield Mount Hermon (Mass.). Allen also made the all-tournament team at the National Prep School Invitational, an event that featured the 30 top prep schools in the country, plus several international teams, as he scored 21 points against South Kent (Conn.).

Allen spent his first three years at Garner

High School, where he led the school to the North Carolina 4A State Championship as a sophomore in 2015. Allen averaged 18 points a game as Garner won its first boys basketball state championship. As a junior, Allen averaged 21.5 points, 5.6 assists, 3.1 rebounds and 2.5 steals per game as the Trojans won a school-record 29 games and advanced to the North Carolina Eastern Region Championship. For his efforts, Allen was named the Greater Neuse River Conference Player of the Year and was a second-team North Carolina Basketball Coaches Association selection in 2016.

Allen played for the Garner Road AAU program coached by Dwayne West. Allen joins fellow Garner Road product Isaac Copeland in the Husker program in 2018-19. Allen, who originally signed with North Carolina State, chose Nebraska over Kansas, Georgetown and Xavier among others.

Personal

The son of Clarence and Tonya Simmons, Thomas was born on Oct. 21, 1998, in Raleigh, N.C. He has one brother, Brandon Smith, and three sisters, Deshadia Allen, Tashari Allen and Racquel Simmons. Thomas is a criminology and criminal justice major at Nebraska. In August of 2018, he also organized a back-to-school drive for kids at Elliott Elementary, collecting backpacks, books, and school supplies for kids attending the school.



CAREER STATS

vs. All Opponents

Year	G-GS	MP-Avg.	FG-FGA	Pct.	3FG-3FGA	Pct.	FT-FTA	Pct.	Rebounds							TP-Avg.
									O-D	Tot.-Avg.	F-DQ	A	TO	B	S	
2017-18	32-0	318-9.9	34-86	.395	17-48	.354	16-20	.800	5-26	31-1.0	8-0	17	20	0	7	101-3.2
TOTAL	32-0	318-9.9	34-86	.395	17-48	.354	16-20	.800	5-26	31-1.0	8-0	17	20	0	7	101-3.2

vs. Big Ten Opponents

Year	G-GS	MP-Avg.	FG-FGA	Pct.	3FG-3FGA	Pct.	FT-FTA	Pct.	Rebounds							TP-Avg.
									O-D	Tot.-Avg.	F-DQ	A	TO	B	S	
2017-18	18-0	154-8.6	14-38	.368	8-25	.320	3-4	.750	1-12	13-0.7	3-0	5	12	0	3	39-2.2
TOTAL	18-0	154-8.6	14-38	.368	8-25	.320	3-4	.750	1-12	13-0.7	3-0	5	12	0	3	39-2.2

CAREER HIGHS

Points	14, Delaware St. (12/22/17)
Rebounds	4, Stetson (12/29/17)
Field Goals	6, Delaware St. (12/22/17)
Free Throws	4, North Texas (11/13/17)
3-point FG	3, Kansas (11/16/17)
Assists	4, Delaware St. (12/22/17)
Steals	2, Delaware St. (12/22/17)
Blocks	None
Minutes	26, Delaware St. (12/22/17)



MISC. STATS

Category	2017-18	Career
Double-Figure Scoring	2	2
Double-Figure Rebounding	0	0
Double-Figure Assists	0	0
Double-Doubles	0	0
Led NU in Scoring	0	0
Led NU in Rebounding	0	0
Led NU in Assists	0	0
20+ Point Games	0	0
30+ Point Games	0	0



#20 TANNER BORCHARDT
SENIOR | FORWARD | 6-8 | 250 | GOTHENBERG, NEB.

CAREER HONORS

- ▶ NABC Honors Court (2017, 2018)
- ▶ Academic All-Big Ten (2017, 2017)
- ▶ Five-time Nebraska Scholar-Athlete Honor Roll
- ▶ Tom Osborne Citizenship Team (2016)

2018-19 (Outlook)

Throughout his time at Nebraska, Tanner Borchardt (pronounced Bor-kart) has shown what hard work and dedication can do. After making the team through a tryout in 2015, Borchardt has lost nearly 35 pounds in the last two years and put himself in position to play valuable minutes this season. Borchardt, who was recruited by several Division I schools to play offensive tackle, played in 20 games last year when the Huskers needed a physical presence inside. His work was rewarded in December of 2017, when he was put on scholarship. The move paid off quickly, as he set career highs in points (eight), rebounds (10) and blocked shots (two) in 14 minutes to help the Huskers subdue Stetson. At 6-foot-8, 250 pounds, Borchardt can provide muscle for the Huskers off the bench, and he possesses a good understanding of the game. Borchardt is in line to play major minutes following the departure of DUBY Okeke and Jordy Tshimanga.

2017-18 (Junior)

Borchardt provided size and depth the post for the Husker front line. He played in 20 games, averaging 0.9 points and 1.8 rebounds per game in just under six minutes per contest. Borchardt played 10 or more minutes five times, including three times in Big Ten action. He played in NU's first seven games, scoring three points and grabbing three rebounds in five minutes against North Texas on Nov. 13, and adding three rebounds against both Marist (Nov. 24) and Long Beach State (Nov. 26). Borchardt played a then-career-high 11 minutes at No. 3 Michigan State on Dec. 3, pulling down three rebounds and dishing out an assist but did not play in NU's next four contests.

Borchardt played the final three minutes against Delaware State on Dec. 22, and was surprised by the team as he was placed on scholarship for the second semester. His hard work in practice paid off against



Stetson on Dec. 29, when he came off the bench in the second half to set career high in points (eight), rebounds (10) and blocked shots (two) in 14 second-half minutes, as the Huskers rallied for the nine-point win. Borchardt keyed another second-half comeback at Northwestern on Jan. 2, as he had four points, two rebounds and two blocked shots in 12 minutes as Nebraska pulled away down the stretch. He played in NU's next six games, including grabbing four rebounds in 13 minutes in an overtime loss at Penn State on Jan. 12, but saw his role reduced as Nebraska went to a smaller lineup during the second half of Big Ten play. He played just five minutes in NU's last 11 contests.

2016-17 (Sophomore)

Borchardt rejoined the Husker program on Feb. 2, 2017, and served as a valuable practice player for the Huskers. He appeared in one game, playing the final minute against Penn State on Feb. 14.

2015-16 (Freshman)

A late addition to the Husker roster, Borchardt joined the Huskers after making the team in an open tryout in October. He

appeared in eight contests, totaling six points and nine rebounds in 28 minutes of work. He set season bests in points (four) and rebounds (two) in four minutes of work against Mississippi Valley State in the opener on Nov. 14. It marked one of three games where he grabbed two rebounds, as he also did twice against Rutgers (Jan. 9 and Feb. 3). In all, he grabbed at least one rebound in six of his eight appearances.

Before Nebraska

Borchardt was a multi-sport standout at Gothenburg High School, and was a finalist for the Lincoln Journal Star Male Athlete of the Year. On the basketball court, he totaled 1,191 career points, 875 rebounds and 186 blocks during his four-year career. As a senior, he averaged 16.8 points, 12.5 rebounds, 2.7 blocks and 2.4 assists per game, earning second-team Class C-1 honors. His best performance came against Cozad when he had 29 points and 22 rebounds. In addition to his basketball exploits, he was a first-team all-state defensive lineman who averaged nearly seven tackles per game and also won the all-class Gold Medal at the state track meet in the shot put with a throw of 59-6. Borchardt was recruited by several Division I programs in football, including Wyoming, Colorado State and Ohio among others. He was also an excellent performer in the classroom, as he was named valedictorian of his class and was an Academic All-State pick by the Lincoln Journal Star.

Personal

Tanner is the son of Mark and Annette Borchardt, and was born on Jan. 7, 1997, in Lincoln. He has one older brother, Travis, and two sisters, Tressa and Tasia. Borchardt is a management major at Nebraska. He earned academic All-Big Ten honors in 2017. He is a four-time member of the Nebraska Scholar-Athlete Honor Roll. He was also named to the Tom Osborne Citizenship Team.

CAREER STATS

vs. All Opponents

Year	G-GS	MP-Avg.	FG-FGA	Pct.	3FG-3FGA	Pct.	FT-FTA	Pct.	Rebounds							TP-Avg.
									O-D	Tot.-Avg.	F-DQ	A	TO	B	S	
2015-16	8-0	28-3.5	3-3	1.000	0-0	.000	0-0	.000	2-7	9-1.1	5-0	0	5	0	0	6-0.8
2016-17	1-0	1-1.0	0-0	.000	0-0	.000	0-0	.000	0-0	0-0.0	1-0	0	0	0	0	0-0.0
2017-18	20-0	118-5.9	6-13	.462	0-0	.000	6-14	.429	17-19	36-1.8	23-0	2	2	4	2	18-0.9
TOTAL	29-0	147-5.1	9-16	.563	0-0	.000	6-14	.429	19-26	45-1.6	29-0	2	7	4	2	24-0.8

vs. Big Ten Opponents

Year	G-GS	MP-Avg.	FG-FGA	Pct.	3FG-3FGA	Pct.	FT-FTA	Pct.	Rebounds							TP-Avg.
									O-D	Tot.-Avg.	F-DQ	A	TO	B	S	
2015-16	4-0	12-3.0	1-1	1.000	0-0	.000	0-0	.000	1-5	6-1.5	2-0	0	3	0	0	2-0.5
2016-17	1-0	1-1.0	0-0	.000	0-0	.000	0-0	.000	0-0	0-0.0	1-0	0	0	0	0	0-0.0
2017-18	10-0	67-6.7	2-6	.333	0-0	.000	0-3	.000	5-8	13-1.3	12-0	2	1	2	1	4-0.4
TOTAL	15-0	80-5.3	3-7	.429	0-0	.000	0-3	.000	6-13	19-1.3	15-0	2	4	2	1	6-0.4

CAREER HIGHS

Points	8, Stetson (12/29/17)
Rebounds	10, Stetson (12/29/17)
Field Goals	2, two times (last, 12/29/17)
Free Throws	4, Stetson (12/29/17)
3-point FG	None
Assists	1, at Michigan State (12/3/17)
Steals	1, two times (last, 1/6/18)
Blocks	2, two times (last, 1/2/18)
Minutes	14, Stetson (12/29/17)



MISC. STATS

Category	2017-18	Career
Double-Figure Scoring	0	0
Double-Figure Rebounding	1	1
Double-Figure Assists	0	0
Double-Doubles	0	0
Led NU in Scoring	0	0
Led NU in Rebounding	1	1
Led NU in Assists	0	0
20+ Point Games	0	0
30+ Point Games	0	0

2018-19 HUSKERS



#14 ISAAC COPELAND JR.
SENIOR | FORWARD | 6-9 | 225 | RALEIGH, N.C.

CAREER HONORS

- ▶ 2018 Honorable-Mention All-Big Ten (Coaches and Media)
- ▶ 2016-17 Second-team Preseason All-Big East
- ▶ 2014-15 All-Big East Rookie Selection
- ▶ Three-time Big East Rookie of the Week

2018-19 (Outlook)

One of the biggest questions entering last season was the health of Isaac Copeland Jr., who had back surgery in March of 2017 after transferring from Georgetown. The multi-skilled forward emphatically answered those questions by establishing career bests in scoring (12.9 ppg), rebounding (6.1 rpg) and blocked shots (1.0 bpg) while also shooting 37 percent from 3-point range. Copeland, who ranked third among Big Ten newcomers in both scoring and rebounding, played some of his best basketball down the stretch, averaging 15.8 ppg on 58 percent shooting in the Huskers' final nine Big Ten games. A former five-star recruit coming out of high school, Copeland has put in an exceptional offseason working not only on his skill set, but also increasing strength and flexibility. Nebraska Head Coach Tim Miles believes that Copeland can make another jump, and be an All-Big Ten performer in 2018-19.

2017-18 (Junior)

Copeland proved to be a valuable addition to the NU roster, playing a significant role in helping the Huskers to 22 wins and the school's first postseason appearance in four years. He earned honorable-mention All-Big Ten honors from the coaches and media, finishing second on the team in scoring (12.9 ppg), rebounding (6.1 rpg) and blocked shots (1.0 bpg), setting personal bests in all three areas. He was 13th in the Big Ten in blocked shots and 17th in rebounding. Copeland reached double figures 23 times, including five 20-point performances, as the Huskers went 17-6 when he reached double figures. The 6-foot-9 forward was second on the team with three double-doubles with two of them coming in Big Ten action.

Copeland showed his all-around game in Big Ten play, raising his scoring average

to 13.5 points, including 43 percent from 3-point range, along with 5.8 rebounds and 1.0 blocks per game. He had 14 of his double-figure efforts in Big Ten play, including a stretch of eight in nine games to close conference play. Over his final nine conference games, he averaged 15.8 points per game on 55 percent shooting, including 54 percent from 3-point range, and 6.3 caroms per contest. Copeland closed the regular season with his third double-double of the year with 17 points and a season-high 12 rebounds vs. Penn State on Feb. 25. He tallied three 20-point games in Big Ten action, including 23 points and seven boards in a win over Rutgers on Jan. 24, and a double-double with 23 points on 8-of-11 shooting and 11 rebounds in a win over Iowa on Jan. 27. He also keyed NU's comeback at Penn State on Jan. 21, scoring 19 of his 21 points after halftime as NU rallied from a 16-point deficit to send the game into overtime.

Copeland got off to a slow start in non-conference play, as he returned to action following back surgery in February of 2017. After averaging just seven points in his first three games, Copeland had a season-high 30 point effort on 12-of-14 shooting and eight rebounds in the win over North Dakota on Nov. 19. It was one of eight double-figure efforts in non-conference play, highlighted by a 20-point, 11-rebound performance in a loss at Creighton on Dec. 9, and 12 points and nine rebounds in a one-point loss to No. 13 Kansas on Dec. 16.

2016-17 (Medical Redshirt)

Copeland joined the Husker roster at the start of the second semester, but did not practice with the team after back surgery in February of 2017.

Before Nebraska

Copeland spent two-plus seasons at Georgetown before leaving the program in December of 2016. In seven games, he averaged 5.4 points and 3.3 rebounds per game, highlighted by a 13-point, 13-rebound effort against Maryland. He reached double figures in three straight games to open the season, but played just 49 minutes in his last four contests as he

dealt with a back injury. He was a second-team preseason All-Big East selection prior to the 2016-17 season.

During his sophomore campaign, he started all 33 games for the Hoyas, averaging 11.1 points, 5.4 rebounds and 2.0 assists per game, ranking third on the team in scoring and second in both rebounds and assists. Copeland reached double figures 20 times, highlighted by a career-high 32-point, nine-rebound effort at Marquette, as he hit 13-of-20 shots from the field. He also had 23 points and eight rebounds against St. John's and a 21-point, six-rebound effort against Duke. He had three games with at least 20 points during his sophomore campaign.

He played in all 33 games as a freshman, making 11 starts, and earned a spot on the All-Big East Rookie Team. A three-time Big East Rookie of the Week, he averaged 6.8 points and 3.8 rebounds per game. He reached double figures 11 times, including a season-high 20-point, eight-carom effort at Seton Hall.

Copeland, who was rated the No. 16 player in the class of 2014 by ESPN and a five-star recruit by Rivals, helped lead Brewster Academy to the NEPSAC Class AAA championship and to the National Prep Championship in 2013-14. As a senior, he averaged 15.6 points, 7.0 rebounds, 2.3 steals, 2.3 assists and 2.2 blocks and was an All-NEPSAC First Team selection in 2014. He was the Gatorade New Hampshire Boys Basketball Player of the Year in 2013-14. He was a teammate of former Husker guard Anton Gill at Ravenscroft High School, leading the school to the 2011-12 North Carolina 3A State Championship.

Personal

Isaac is the son of Sonya Williams Harris and Ike Copeland and was born on June 13, 1995, in Greenville, N.C. He has two brothers, Preston Copeland and Hunter Harris, and one sister, Pearce Copeland. Isaac earned his sociology degree in May of 2018 and is working on his master's degree. His father, Ike, played collegiately at East Carolina, helping the Pirates to the 1993 NCAA Tournament.

CAREER STATS

vs. All Opponents

Year	G-GS	MP-Avg.	FG-FGA	Pct.	3FG-3FGA	Pct.	FT-FTA	Pct.	Rebounds							
									O-D	Tot.-Avg.	F-DQ	A	TO	B	S	TP-Avg.
2014-15*	33-11	661-20.0	83-184	.451	21-54	.389	38-47	.809	30-97	127-3.8	46-0	23	36	19	8	225-6.8
2015-16*	33-33	1057-32.0	130-303	.429	34-125	.272	71-90	.789	47-132	179-5.4	68-0	66	54	20	25	365-11.1
2016-17*	7-5	137-19.6	11-40	.275	0-10	.000	16-19	.842	8-15	23-3.3	12-0	6	7	0	6	38-5.4
2017-18	33-33	1012-30.7	159-337	.472	41-111	.369	66-94	.702	55-146	201-6.1	56-1	38	33	33	27	425-12.9
TOTAL	33-33	1012-30.7	159-337	.472	41-111	.369	66-94	.702	55-146	201-6.1	56-1	38	33	33	27	425-12.9
<i>All*</i>	<i>106-82</i>	<i>2867-27.0</i>	<i>383-864</i>	<i>.443</i>	<i>96-300</i>	<i>.320</i>	<i>191-250</i>	<i>.764</i>	<i>140-390</i>	<i>530-5.0</i>	<i>182-1</i>	<i>133</i>	<i>130</i>	<i>72</i>	<i>66</i>	<i>1053-9.9</i>

* Includes years at Georgetown

vs. Big Ten Opponents

Year	G-GS	MP-Avg.	FG-FGA	Pct.	3FG-3FGA	Pct.	FT-FTA	Pct.	Rebounds							
									O-D	Tot.-Avg.	F-DQ	A	TO	B	S	TP-Avg.
2017-18	18-18	572-31.8	88-174	.506	27-63	.429	40-55	.727	26-78	104-5.8	32-0	20	19	18	16	243-13.5
TOTAL	18-18	572-31.8	88-174	.506	27-63	.429	40-55	.727	26-78	104-5.8	32-0	20	19	18	16	243-13.5

CAREER HIGHS (INCLUDES GEORGETOWN)

Points	32, Marquette (3/1/16)
Rebounds	13, Maryland (11/15/16)
Field Goals	13, Marquette (3/1/16)
Free Throws	7, three times (last, 11/15/16)
3-point FG	4, two times (last, 1/27/18)
Assists	7, Creighton (1/26/16)
Steals	3, three times (last, 11/15/16)
Blocks	4, North Texas (11/13/17)
Minutes	42, Radford (11/14/15)



MISC. STATS

Category	2017-18	Career
Double-Figure Scoring*	23	57
Double-Figure Rebounding*	3	6
Double-Figure Assists*	0	0
Double-Doubles*	3	4
Led NU in Scoring	9	9
Led NU in Rebounding	12	12
Led NU in Assists	3	3
20+ Point Games*	5	9
30+ Point Games*	1	2

*.Includes Georgetown

2018-19 HUSKERS



#0 JAMES PALMER JR.
SENIOR | GUARD | 6-6 | 207 | UPPER MARLBORO, MD.

CAREER HONORS

- ▶ 2018 First-team All-District (NABC and USBWA)
- ▶ 2018 First-Team All-Big Ten (Coaches)
- ▶ 2018 Second-Team All-Big Ten (Media)
- ▶ Big Ten Player of the Week (1/22/18)
- ▶ Nebraska Outstanding Male Newcomer (2017-18, All Sports)
- ▶ Nebraska Scholar-Athlete Honor Roll (Spring 2017)
- ▶ Tom Osborne Citizenship Team (2017)

2018-19 (Outlook)

James Palmer Jr. is back as the catalyst of the Husker offense and one of the best players in the Big Ten. The 6-foot-6 guard earned first-team all-conference honors in 2017-18, averaging 17.2 points, 4.4 rebounds and 3.0 assists per game and returned for his senior season after testing the waters for the NBA Draft. Palmer's return gives the Huskers a returning first-team all-conference pick for just the second time in the last two decades. His competitiveness and leadership gives the Huskers a potential All-American candidate. In his first season at Nebraska, he showed the ability to take over games, highlighted by 24 second-half points in a win over Maryland and a career-high 34-point performance at Ohio State. Palmer can hurt teams with his size and athleticism and gets to the foul line at a high rate, pacing the conference in free throw attempts in 2017-18. Palmer, who began his collegiate career at Miami, is the leading returning scorer in Big Ten play after averaging 18.8 ppg last season, the most by a Husker in conference play since Aleks Maric in 2007-08.

2017-18 (Junior)

Palmer emerged as one of the Big Ten's best performers in his first season as a Husker. The 6-foot-6 guard capped his first season in the Big Ten by being named a first-team all-conference honoree from the Big Ten coaches, averaging 17.2 points, 4.4 rebounds and 3.0 assists per game. Palmer, who was fifth in the Big Ten in scoring, ranked second on the team in assists and third in steals. He finished eighth on NU's single-season scoring list with 568 points, while finishing in the top five in free throws made (163, fourth) and attempted (221, second). A first-team all-

district selection by the NABC and USBWA, Palmer was the highest scoring newcomer in the Big Ten since Ohio State's D'Angelo Russell averaged 19.3 points per game in 2014-15. On the season, Palmer led NU in double-figure games (31) and 20-point games (eight), highlighted by a career-high 34-point effort at No. 13 Ohio State. He played his best down the stretch, averaging 19.9 ppg, 4.3 rebounds and 3.5 assists per game over Nebraska's final 14 games when the Huskers went with a smaller lineup.

Palmer was one of two Huskers to start all 18 Big Ten games, as he averaged 18.8 points, 4.4 rebounds and 3.4 assists per game. He was third in the conference in scoring average and 11th in assists in conference games. He reached double figures in 17 of 18 games, including six 20-point games. Palmer closed Big Ten play with 12 straight double-figure efforts, as he averaged 20.8 ppg on 48 percent shooting in those contests. That streak began with one of the most dramatic moments of the year, a 3-pointer with 0.3 seconds left to cap a 24-point effort and lift the Huskers to a one-point win over Illinois on Jan. 15. That performance began a stretch where he scored at least 15 points in nine straight games, including five 20-point efforts. He earned Big Ten Player-of-the-Week accolades on Jan. 22, averaging 21.5 ppg on 56 percent shooting in wins over Illinois and then-No. 23 Michigan. He enjoyed the best performance of his career at No. 13 Ohio State on Jan. 22, scoring 34 points, including 5-of-9 from 3-point range. His 34-point effort was the most by a Husker in a road game since 2006. Palmer had 28 points and five dimes in a win over Iowa on Jan. 27 before following up with another 28-point effort at Wisconsin on Jan. 29. In that game, Palmer scored 21 of his points in the second half and added eight rebounds in the Huskers' comeback win. He nearly had his first double-double in a win at Minnesota on Feb. 6 with 19 points, a career-high nine assists and seven rebounds before turning in a record-tying performance in a win over Maryland on Feb. 13. In that game, he tied a school record with 24 second-half points, as part of a 26-point, five-assist performance to give the Huskers their 20th win of the year.

2016-17 (Redshirt)

Palmer sat out the 2016-17 season after transferring from Miami.

Before Nebraska

Palmer spent two seasons at the University of Miami playing for Coach Jim Larrañaga, helping the Hurricanes make back-to-back postseason appearances, including a Sweet 16 appearance in 2016.

As a sophomore, Palmer played in 34 games, averaging 3.5 points and 1.2 rebounds per game for the Hurricanes, who reached the Sweet 16. Palmer reached double figures twice as a sophomore, including a 14-point effort on 6-of-9 shooting against Mississippi State. He also reached double figures with 11 points and added season highs in both assists (three) and rebounds (six) against the University of Texas-Rio Grande Valley in the season opener.

During his freshman campaign, Palmer averaged 3.7 points and 1.4 rebounds per game in 13.3 minutes per outing. He made five starts for the NIT runners-up, including a season-high 17-point effort in 27 minutes at Virginia Tech. In that game, he hit five 3-pointers and grabbed a season-best four rebounds.

Palmer attended St. John's College High School in Washington, D.C., where he was ranked as the top player in the region by ESPN.com. He averaged 15.7 points, 3.0 rebounds and 2.0 assists per game as a senior for Coach Sean McAloon, as the school went 27-4 and played in the D.C. State Athletic Association semifinal. He was ranked in the top 100 players in the class of 2014 by both Scout and Rivals. He closed his career with 31 points in the Crab Ball Classic, featuring the top players from Baltimore and Washington D.C. Palmer played his AAU ball for Team Takeover.

Personal

James Palmer Jr. is the son of Demetra McFadden and the late James Palmer Sr. James Jr., was born on July 31, 1996, in Washington, D.C. He has one sister, Tijisha, and one brother, Tijree. Palmer was originally recruited by Memphis, Wake Forest, Rutgers, Cincinnati and Maryland before selecting Miami. James majors in sociology at Nebraska.

CAREER STATS

vs. All Opponents

Year	G-GS	MP-Avg.	FG-FGA	Pct.	3FG-3FGA	Pct.	FT-FTA	Pct.	Rebounds					TP-Avg.		
									O-D	Tot.-Avg.	F-DQ	A	TO		B	S
2014-15*	38-5	504-13.3	52-126	.413	23-63	.365	15-23	.652	14-40	54-1.4	28-0	25	28	9	5	142-3.7
2015-16*	34-0	394-11.6	39-107	.364	13-47	.277	25-37	.676	11-28	39-1.1	19-0	25	16	5	14	116-3.4
2017-18	33-33	1024-31.0	181-408	.444	43-139	.309	163-221	.738	41-103	144-4.4	61-0	99	72	16	32	568-17.2
TOTAL	33-33	1024-31.0	181-408	.444	43-139	.309	163-221	.738	41-103	144-4.4	61-0	99	72	16	32	568-17.2
All*	105-38	1922-18.3	272-641	.424	79-249	.317	203-281	.722	66-171	237-2.3	108-0	149	116	30	51	826-7.9

* Includes years at Miami

vs. Big Ten Opponents

Year	G-GS	MP-Avg.	FG-FGA	Pct.	3FG-3FGA	Pct.	FT-FTA	Pct.	Rebounds					TP-Avg.		
									O-D	Tot.-Avg.	F-DQ	A	TO		B	S
2017-18	18-18	584-32.4	108-237	.456	25-85	.294	98-131	.748	17-62	79-4.4	31-0	61	43	7	14	339-18.8
TOTAL	18-18	584-32.4	108-237	.456	25-85	.294	98-131	.748	17-62	79-4.4	31-0	61	43	7	14	339-18.8



CAREER HIGHS (INCLUDES MIAMI)

Points	34, at Ohio State (1/22/18)
Rebounds	8, three times (last, 1/29/18)
Field Goals	11, at Ohio State (1/22/18)
Free Throws	17, UTSA (12/20/17)
3-point FG	5, at Ohio State (1/22/18)
Assists	9, at Minnesota (2/6/18)
Steals	5, Boston College (11/29/17)
Blocks	2, four times (last, 3/14/18)
Minutes	39, at Ohio State (1/22/18)



MISC. STATS

Category	2017-18	Career
Double-Figure Scoring	31	37
Double-Figure Rebounding	0	0
Double-Figure Assists	0	0
Double-Doubles	0	0
Led NU in Scoring	21	21
Led NU in Rebounding	2	2
Led NU in Assists	15	15
20+ Point Games	8	8
30+ Point Games	1	1

*-Includes Miami

2018-19 HUSKERS



#15 ISAIAH ROBY
JUNIOR | FORWARD | 6-8 | 230 | DIXON, ILL.

CAREER HONORS

- ▶ Nebraska Scholar-Athlete Honor Roll (Spring 2017)
- ▶ Tom Osborne Citizenship Team (2017)

2018-19 (Outlook)

It was no coincidence that Nebraska took off once Isaiah Roby was inserted into the starting lineup in mid-January. The 6-foot-8 junior forward emerged as one of the Huskers' primary options over the final two months of the season. Roby, who led NU in both rebounding (6.3 rpg) and blocked shots (2.0 bpg), closed the year with a flourish. Over the Huskers' final eight games, Roby averaged 13.0 points, 8.0 rebounds and 2.6 blocks per game, recording three of his four double-doubles in that stretch. With a 7-1 wingspan, Roby helped anchor a Husker defense that ranked seventh nationally in blocked shots and finished second in the conference in field goal percentage during Big Ten play. He also possesses a unique skillset with his length and basketball IQ. Roby joined 2018 Big Ten Player of the Year Keita Bates-Diop, as the only conference players to total more than 50 assists and blocked shots. As he enters his junior campaign, Roby has worked to add additional strength to while expanding his shooting touch. He showed the ability to knock down 3-pointers as a sophomore, hitting 41 percent from beyond the arch, including 11-of-21 in Big Ten games. If he continues to make strides and stays healthy, Roby has the potential to be an All-Big Ten performer in 2018-19.

2017-18 (Sophomore)

Roby emerged as a difference maker for the Huskers, especially during the second half of the 2017-18 campaign. Roby averaged 8.7 points on a team best 57 percent shooting, topping Nebraska in both rebounding (6.3 rpg) and blocked shots (2.0 bpg). He finished fourth in the Big Ten in blocks, as his 63 blocks were the most by a Husker since 2001. Roby joined Ohio State's Keita Bates-Diop as the only Big Ten players to total at least 50 blocks and 50 assists in 2017-18. Roby led NU with four double-doubles and reached double figures 16 times. Roby played some of his best basketball over the final six weeks of the season, averaging 13.0 points on 63 percent shooting along with 8.8 rebounds

and 2.6 blocks per game over his final eight games. Roby closed the season with a pair of strong performances in the postseason. He led the Huskers in scoring (16), rebounds (seven) and blocks (five) in the Big Ten Tournament against Michigan on March 2, and nearly had a double-double with 10 points and eight caroms at Mississippi State on March 14.

In Big Ten play, Roby made 12 starts and averaged 9.3 points on 61 percent shooting, and team best in rebounds (6.9 rpg) and blocks (1.8 bpg), as he was third in the Big Ten in blocked shots, sixth in field goal percentage and 10th in rebounding. He reached double figures 11 times, highlighted by a career-high 19-point performance at Minnesota on Feb. 6. In that game, Roby went 8-of-10 from the floor and added eight rebounds and five blocked shots. He followed that performance with three consecutive double-doubles (10 points/11 rebounds vs. Rutgers; 11 points/10 rebounds vs. Maryland; 14 points/10 rebounds at Illinois) from Feb. 10-20.

Roby began the year with a flourish, setting then-personal bests with 11 points, 13 rebounds and six blocked shots against Eastern Illinois on Nov. 11. He followed by putting up double-figure efforts in wins over North Texas (Nov. 13) and North Dakota (Nov. 19). Roby was slowed by a sprained ankle suffered against Long Beach State on Nov. 26 before regaining his form late in non-conference action. He had 10 points, including a pair of 3-pointers, in 13 minutes at Creighton before adding eight points, six rebounds and four blocked shots vs. No. 13 Kansas on Dec. 16.

2016-17 (Freshman)

Roby had a late start because of an offseason injury, but was an essential part of the Huskers' rotation as a freshman. He played in 30 games, including four starts, and averaged 3.1 points and 2.9 rebounds per game. Roby ranked third on the team with 25 blocked shots, as his blocks total was the fifth highest by a Husker freshman.

Roby started to emerge in Big Ten play despite averaging just 3.3 points and 3.4 rebounds per game. He led the Huskers in blocked shots (17) while playing just 16.5 minutes per game. Roby closed Big Ten play with his best effort of the year,

scoring a season-high 10 points on 4-of-5 shooting against Michigan on March 5. He put together his best stretch of games in back-to-back performances against No. 9 Wisconsin and Penn State. Against the Badgers, he had four points, a season-high eight rebounds, three blocked shots and two steals in 15 minutes. Against Penn State on Feb. 14, he had six points on 3-of-4 shooting and two rebounds before suffering a sprained ankle. Roby keyed NU's win at No. 16 Indiana on Dec. 28 with eight points, six rebounds and three assists in 21 minutes, highlighted by a dunk featured on SportsCenter's top-10 plays of the day. He earned extensive playing time while Ed Morrow Jr. was injured and made four starts in Big Ten action. Roby set season bests in both rebounds (eight) and blocked shots (four) against Ohio State on Jan. 18.

Roby, who missed nearly three months of work with a pelvic injury, was eased into action during non-conference action. His best performance came against South Dakota on Dec. 5 when he had eight points and two boards in 18 minutes of work.

Before Nebraska

Roby starred for Coach Jason Mead at Dixon High School, finishing his career as the school's No. 2 all-time leading scorer with 1,328 points while setting school records in both rebounds (939) and blocked shots (327). Roby also finished fourth in school history with 366 assists. He was a four-star recruit by Scout, 247 and Rivals, which ranked him No. 114 in the class of 2016.

As a senior, he averaged 19.7 points, 10.5 rebounds, 5.5 assists and 3.9 blocks per game to lead Dixon to a 25-4 mark. He was a second-team all-state (all classes) by the Chicago Sun-Times and a first-team Class 3A all-state by the Chicago Tribune. His best performances were a 24-point, 16-rebound, 10-assist performance against Christ the King and a 13-point, 23-rebound, 15-blocked shot effort against Burlington Central.

As a junior, Roby was a second-team all-state Class 3A selection by the AP and a second-team all-state in Classes 3A/4A by the Illinois Basketball Coaches Association. He led Dixon to a 28-2 record and a regional finals appearance in 2014-15. Roby averaged 12.5 points, 9.8 rebounds, 3.8

CAREER STATS

vs. All Opponents

Year	G-GS	MP-Avg.	FG-FGA	Pct.	3FG-3FGA	Pct.	FT-FTA	Pct.	Rebounds							TP-Avg.
									O-D	Tot-Avg.	F-DQ	A	TO	B	S	
2016-17	30-4	457-15.2	37-94	.394	4-20	.200	16-21	.762	36-52	88-2.9	58-1	22	36	25	16	94-3.1
2017-18	32-13	769-24.0	95-168	.565	17-42	.405	71-98	.724	53-147	200-6.3	103-4	53	48	63	20	278-8.7
TOTAL	62-17	1226-19.8	132-262	.504	21-62	.339	87-119	.731	89-199	288-4.6	161-5	75	84	88	36	372-6.0

vs. Big Ten Opponents

Year	G-GS	MP-Avg.	FG-FGA	Pct.	3FG-3FGA	Pct.	FT-FTA	Pct.	Rebounds							TP-Avg.
									O-D	Tot-Avg.	F-DQ	A	TO	B	S	
2016-17	17-4	284-16.7	23-51	.451	3-9	.333	7-10	.700	23-34	57-3.4	37-1	15	26	17	12	56-3.3
2017-18	18-11	484-26.9	59-97	.608	11-21	.524	39-58	.672	35-89	124-6.9	64-3	32	24	33	15	168-9.3
TOTAL	35-15	768-21.9	82-148	.554	14-30	.467	46-68	.676	58-123	181-5.2	101-4	47	50	50	27	224-6.4



CAREER HIGHS

Points	19, at Minnesota (2/6/18)
Rebounds	13, Eastern Illinois (11/11/17)
Field Goals	8, Minnesota (2/6/18)
Free Throws	7, vs. Michigan (3/2/18)
3-point FG	3, at Illinois (2/18/18)
Assists	4, two times (last, 12/22/17)
Steals	4, Illinois (1/15/18)
Blocks	6, Eastern Illinois (11/11/17)
Minutes	35, three times (last, 3/2/18)



MISC. STATS

Category	2016-17	Career
Double-Figure Scoring	16	17
Double-Figure Rebounding	5	5
Double-Figure Assists	0	0
Double-Doubles	4	4
Led NU in Scoring	2	3
Led NU in Rebounding	13	14
Led NU in Assists	3	3
20+ Point Games	0	0
30+ Point Games	0	0

assists, 2.6 steals and 3.7 blocks per game as a junior, highlighted by a triple-double of 23 points, 11 rebounds and 10 blocked shots in one game. As a sophomore, Roby showed his all-around game, averaging 10.6 points, 8.7 rebounds, 3.1 blocks, 2.7 assists and 1.9 steals per game in helping the school improve from three to 23 wins and earn the school's first district title since

1986. He played AAU ball for the Quad City Elite and coach Logan Wynn, and also saw time with the Spiece Indy Heat in the EYBL.

In addition to his basketball exploits, Roby lettered twice in track and placed fourth in the high jump in the Illinois Class 2A meet in 2016.

Isaiah committed to Nebraska in October of 2014, and also looked at Iowa, Georgia

and Creighton among numerous schools.

Personal

Isaiah is the son of Danielle and Roderick Roby and was born on Feb. 3, 1998, in Dixon, Ill. He has four brothers, Donovan, Ellis, Drew and Kordae. Isaiah majors in management at Nebraska.



#5 GLYNN WATSON JR.
SENIOR | GUARD | 6-0 | 180 | BELLWOOD, ILL.

CAREER HONORS

- ▶ adidas Nations Counselor (2017)
- ▶ Big Ten Freshman of the Week (2/15/16)
- ▶ Nebraska Scholar-Athlete Honor Roll (Fall 2015, Spring 2018)
- ▶ Tom Osborne Citizenship Team (2016, 2017)

2018-19 (Outlook)

Glynn Watson Jr. returns for his fourth season as the starting point guard for the Huskers. The 6-foot senior has made 98 appearances, including 77 starts, entering his senior campaign. Not only did he become Nebraska's 29th 1,000-point scorer last season, but Watson is on pace to finish in the top-10 on NU's career lists in both assists and steals. When he reached the 1,000-point mark, he became the third Husker from Winchester St. Joseph High School to reach 1,000 points at Nebraska, joining Carl Hayes (1990-92) and Clifford Scales (1988-91).

Last season, Watson averaged 10.5 points per game and set career highs in both assists and rebounds, while improving his assist-to-turnover ratio. He also became a much better defender, keying a Husker defense that ranked second in field-goal percentage defense and first in 3-point percentage defense. A prolific scorer with 11 career 20-point games, Watson makes great decisions with the ball and has a career 2.1-to-1 assist-to-turnover ratio. Throughout his career, Watson has shown the ability to rise to the occasion when the Huskers need a big play in the defining moments, a trait that NU will rely on with its senior leader.

2017-18 (Junior)

Watson played in all 33 games and made 32 starts, coming off the bench for the Huskers' Senior Day game against Penn State. He was one of three Huskers to average double figures on the year, ranking third on the team with 10.5 ppg, while also pacing the Huskers in both assists (3.2 apg) and steals (1.4 spg). Watson ranked sixth in the Big Ten in steals per game, eighth in assist-to-turnover ratio (2.2-to-1) and 13th in assists, as Nebraska went 13-5 in conference play to tie for fourth in the conference. He reached double

figures 17 times on the year, including four 20-point games. Watson turned in his best performance of the year in a win over No. 14 Minnesota on Dec. 5 with a season-high 29 points, a career-high nine rebounds and three steals. He also had 26 points and a career-high six steals against Long Beach State in the AdvoCare Invitational on Nov. 26, and 21 points at Penn State (Jan. 12) and against Eastern Illinois (Nov. 11). Watson keyed NU's comeback wins against Northwestern on Jan. 2 with 19 points, six rebounds and six assists and at Wisconsin on Jan. 29 with 15 points and five assists. He also played a pivotal role in NU's win at Rutgers on Jan. 24, hitting two big baskets after the Scarlet Knights cut the deficit to two and took a charge with 14 seconds left to preserve NU's 60-54 win.

2016-17 (Sophomore)

Watson was one of the top young guards in the Big Ten, starting 29 games and averaging 13.0 points, 2.6 assists and 1.6 steals per game. Watson not only finished second on the team in both scoring and assists, but placed among the Big Ten leaders in steals (third), free throw percentage (.810, seventh) and scoring (18th) during his sophomore campaign. Watson totaled double figures 21 times, including seven 20-point performances.

He provided two of the most memorable moments for the Huskers in 2016-17, hitting a pair of free throws with 8.8 seconds left to give Nebraska the lead in an 80-78 win over Dayton and converting a 3-point play at Ohio State with 11.3 seconds left to give NU the margin of victory in a 58-57 win.

In Big Ten action, Watson finished 18th in the conference in scoring at 13.4 ppg, while finishing among the Big Ten leaders in steals (1.4 fifth), 3-pointers per game (1.9, 15th) and 3-point percentage (.425, 11th).

Watson reached double figures 13 times in conference play, including a trio of 20-point efforts. He sparked NU's win over No. 16 Indiana in the Big Ten opener with a game-high 26 points along with four assists and a career-high five steals, scoring 19 of his 26 points in the second half. He led NU to a 3-0 start in conference play, capped by a career-high 34-point effort in the win over Iowa. Watson went 11-of-18 from the field,

including a blistering 7-of-8 shooting from 3-point range. His seven 3-pointers was one off NU's single game record, while his .875 percentage was the fourth-highest total in school history. Watson also shined in a loss at Michigan, scoring 20 of his 22 points in the second half.

Watson started 12 of NU's 13 non-conference games and showed his ability to impact the game at both ends. Not only did Watson post four 20-point games in NU's first seven contests, but he had four games with at least four steals, including a career-high five steals on two occasions. He opened the year with a then-career-high 23 points on 9-of-14 shooting along with a season-high six assists and five rebounds against Sacramento State on Nov. 13. Watson shined in NU's win over Dayton at the Wooden Legacy on Nov. 24, recording 20 points, a career-high five steals and three assists. One night later, he poured in a then-career high 27 points on 10-of-18 shooting against No. 24 UCLA. Watson scored 21 of his 27 points in the second half, as the Huskers trimmed a 15-point deficit to two before UCLA pulled away late. Watson added another five-steal performance against Virginia Tech on Nov. 27, as he averaged 16.3 points, 3.7 rebounds 3.3 steals and 3.0 assists per game in three games at the Wooden Legacy. His fourth 20-point game of the year came at Clemson on Nov. 30 in the Big Ten/ACC Challenge, when he also matched his career high with six rebounds and added four steals and four assists.

2015-16 (Freshman)

Watson proved to be an impact newcomer in the Big Ten, playing in all 34 games for the Huskers, including 16 starts. The 6-foot guard averaged 8.6 points, 2.4 assists and 1.2 steals per game. Watson ranked fourth among Big Ten rookies in both steals and assists, and earned a place on NU's freshman top-10 lists in points (292, eighth), assists (83, fifth), steals (40, fifth) and field goals (115, sixth). He posted a 2.4-to-1 assist-to-turnover ratio, which was the best by any Husker guard in the last decade.

Watson came off the bench in the Big Ten Tournament, averaging 10.6 points per

CAREER STATS

vs. All Opponents

Year	G-GS	MP-Avg.	FG-FGA	Pct.	3FG-3FGA	Pct.	FT-FTA	Pct.	Rebounds							
									O-D	Tot.-Avg.	F-DQ	A	TO	B	S	TP-Avg.
2015-16	34-16	826-24.3	115-296	.389	20-75	.267	42-53	.792	8-55	63-1.9	73-1	83	35	3	40	292-8.6
2016-17	31-29	979-31.6	144-345	.417	48-121	.397	68-84	.810	16-77	93-3.0	91-3	81	48	4	50	404-13.0
2017-18	33-32	981-29.7	120-346	.347	34-117	.291	71-91	.780	24-86	110-3.3	78-1	106	48	7	47	345-10.5
TOTAL	98-77	2786-28.4	379-987	.384	102-313	.326	181-228	.794	48-218	266-2.7	242-5	270	131	14	137	1041-10.6

vs. Big Ten Opponents

Year	G-GS	MP-Avg.	FG-FGA	Pct.	3FG-3FGA	Pct.	FT-FTA	Pct.	Rebounds							
									O-D	Tot.-Avg.	F-DQ	A	TO	B	S	TP-Avg.
2015-16	18-15	463-25.7	70-174	.402	10-41	.244	13-17	.765	4-23	27-1.5	45-0	41	18	2	21	163-9.1
2016-17	18-17	572-31.8	83-202	.411	34-80	.425	42-54	.778	8-45	53-2.9	56-1	45	26	2	26	242-13.4
2017-18	18-17	571-31.7	57-185	.308	19-65	.292	49-57	.860	13-55	68-3.8	37-0	57	28	4	20	182-10.1
TOTAL	54-49	1606-29.7	210-561	.374	63-186	.339	104-128	.813	25-123	148-2.7	138-1	143	72	8	67	587-10.9

CAREER HIGHS

Points	34, Iowa (1/5/17)
Rebounds	9, Minnesota (12/5/17)
Field Goals	11, Iowa (1/5/17)
Free Throws	9, Minnesota (12/5/17)
3-point FG	7, Iowa (1/5/17)
Assists	9, Rutgers (2/6/16)
Steals	6 vs. LBSU (11/26/17)
Blocks	1, 14 times (last, 2/13/17)
Minutes	41, vs. Penn State (3/8/17)



MISC. STATS

Category	2016-17	Career
Double-Figure Scoring	17	53
Double-Figure Rebounding	0	0
Double-Figure Assists	0	0
Double-Doubles	0	0
Led NU in Scoring	5	16
Led NU in Rebounding	1	1
Led NU in Assists	14	36
20+ Point Games	4	11
30+ Point Games	0	1

2018-19 HUSKERS

game, closing his freshman campaign with 10 points, five rebounds and three assists in the loss to No. 18 Maryland in the Big Ten Tournament. Watson played a major role in NU's win over Wisconsin in the conference tournament, finishing with 16 points in the win over the Badgers.

In Big Ten play, he started 15 games, as he averaged 9.1 points and 2.3 assists per game. Watson reached double figures eight times, including a season-high 17 points and three rebounds at Illinois on Jan. 16. That performance began a streak of six straight games in double figures for the freshman. He also had 13 points, two steals and two assists in NU's win at Michigan State on Jan. 20, and he added 13 points against Michigan on Jan. 23. He totaled at least four assists four times, including a career-high nine assists in a win over Rutgers on Feb. 6. That was the most by a Husker freshman since 2008. He also performed well in the first meeting at Wisconsin on Feb. 10 with 16 points in a losing effort. His last start of the season came in an overtime loss to Ohio State on Feb. 20, when he had 10 points and a season-high six rebounds.

Watson proved to be a valuable scorer

off the bench early on, reaching double figures five times in his first 12 games before moving into the starting lineup. He had 12 points in a loss at No. 11 Villanova on Nov. 17, while showing a knack for heroics, as his 3-pointer with 18.3 seconds left sent NU into overtime with No. 21 Miami on Dec. 1. His biggest heroics came against Rhode Island on Dec. 13, when he scored 13 of his 17 points in the second half to lead the Huskers to a 70-67 win. He also had 14 points, four rebounds and three assists against Southern Louisiana on Nov. 22.

Before Nebraska

Watson was one of the top point guards nationally in the class of 2015, playing for legendary high school coach Gene Pingatore at Saint Joseph High School in Westchester, Ill. A consensus four-star prospect, Watson was ranked among the top 100 players in the country by every recruiting service and was ranked as high as 66th nationally by Scout.com, which also ranked him as the seventh-best point guard in the class of 2015, and No. 71 on ESPN.com's top-100 seniors.

As a senior, he led St. Joseph High

School to a 29-6 record and the school's second state title. Watson averaged 15.5 points, 4.3 rebounds, 4.0 assists and 3.0 steals per game during his senior season. Watson, who earned an invitation to the 2014 USA men's U18 National Team training camp, was at his best at the state tournament, averaging 23.5 points on 55 percent shooting, 5.5 rebounds and 3.5 assists per game. He had 28 points, six rebounds and three assists in the semifinals before a 19-point, five-rebound, four-assist performance in a 67-63 win over Althoff Catholic in the Class 3A state title game. In all, Watson had nine games of at least 20 points as a senior, including a season-high 38-point effort in the regular-season win over Althoff Catholic. For his efforts, he earned first-team all-state honors from the Illinois Basketball Coaches Association and Champaign News-Gazette in 2015. In addition, he was a second-team choice by the Chicago Tribune (all classes) and Chicago Sun Times (Class 3A).

A two-time first-team All-Catholic League selection, Watson earned third-team Class 3A all-state honors from the Illinois Basketball Coaches Association and all-state special mention by the Champaign-

Urbana News-Gazette as a junior. That season, he averaged 15 points, five assists, five rebounds and two steals per game, while leading St. Joseph to a 25-8 record and the Class 3A Sectional semifinals. As a sophomore, he garnered honorable-mention Chicago Catholic League honors in his first season as a starter, helping St. Joseph to an 18-13 record and a sectional finals appearance. Watson also played AAU ball for the Illinois Wolves and Head Coach Mike Mullins. Watson also looked at Creighton, Maryland, Purdue, Tennessee and West Virginia before choosing NU.

Personal

Glynn Juwan Watson is the son of Sabrina Watson and Glynn Watson Sr., and was born on March 9, 1997, in Chicago, Ill. He has two older brothers, Demetri and DeAndre McCamey, and two sisters, Kiera and Monique. Demetri and DeAndre McCamey both also starred at St. Joseph. Demetri was a three-time All-Big Ten pick at Illinois, earning first-team honors in 2009-10. Watson majors in sociology at Nebraska.



#25 NANA AKENTEN
SOPHOMORE | GUARD | 6-6 | 218 | BOLINGBROOK, ILL.



CAREER HIGHS

Points	3, two times (last, 12/22/17)
Rebounds	1, two times (last, 11/24/17)
Field Goals	1, two times (last, 12/22/17)
Free Throws	1, Michigan (1/18/18)
3-point FG	1, two times (last, 12/22/17)
Assists	N/A
Steals	N/A
Blocks	N/A
Minutes	6, at Michigan State (12/3/17)

2018-19 (Outlook)

After a year of waiting in the wings, sophomore Nana Akenten (pronounced Na-nuh uh-ken-ten) has an opportunity to make a significant contribution this season. Akenten, a 6-foot-6, 218-pound guard, backed up seniors Anton Gill and Evan Taylor on the wing, and is one of the front runners to see time at the position this winter. Although he played in just seven games, going against Taylor, Gill and James Palmer Jr. in practice every day helped Akenten make strides in his game. A former top-150 recruit out of high school, he has the shooting ability and athleticism to make an impact, and his playing time will be determined on finding the consistency needed to flourish at the Big Ten level.

2017-18 (Freshman)

Aktenen provided depth on the wing as a freshman. He played in seven games, totaling seven points and two rebounds in 21 minutes of work. He connected on 3-pointers against both Marist (Nov. 24) and Delaware State (Dec. 22) and split a pair of free throws against No. 23 Michigan on Jan. 18. He played a season-high six minutes in a loss at No. 3 Michigan State on Dec. 3. He grabbed rebounds at St. John's on Nov. 16, and in the win over Marist.

Before Nebraska

Aktenen was a three-year performer for Coach Rob Brost at Bolingbrook High School, helping the school to a pair of third-place Class 4A finishes during his career. Akenten emerged as one of the nation's biggest risers in the class of 2017, finishing as a four-star recruit by Scout and 247Sports after a strong senior campaign. He was also among the top-150 players nationally in the final rankings by both Rivals and 247Sports.

As a senior, Akenten earned first-team Class 4A All-State honors by the Associated Press and the Illinois Basketball Coaches Association and was a second-team all-state performer among all classes by both the Chicago Tribune and Chicago Sun Times. He placed seventh in the Mr. Basketball voting in the state of Illinois and was the Player of the Year by the Joliet Herald News in 2017.

Aktenen averaged 14.8 points and 5.7 rebounds per game in helping Bolingbrook to a 30-2 record and third-place finish in Illinois' largest class in 2017. He shot 49 percent from the field, including 46 percent from 3-point range as Bolingbrook was nationally ranked for most of the season. He was the MVP of the Hinsdale Central Holiday Classic after posting a 23-point, 13-rebound effort and had a season-high 31 points against Belleville East.

As a junior, he helped BHS to the Class 4A regional championship game as the team replaced four starters as he averaged 14.0 points, 6.9 rebounds and 1.0 steal per game. For his efforts, he was a special-mention Class 3A/4A all-state selection, a first-team all-area selection and a first-team All-Southwest Suburban Conference Blue Division honoree. As a sophomore, he played an instrumental role in helping Bolingbrook to a 25-9 record and a third-place finish at the Class 4A State Tournament. He also played with the Illinois Celtics/Hoopers AAU program under Coach Quintin Garrison.

In addition to his efforts on the basketball court, Akenten also ran track, qualifying for the state meet as part of the 400-meter relay in each of his final two seasons. Akenten selected Nebraska over a number of schools, including UNLV, SMU and Colorado State.

Personal

Nana is the son of Margaret Oduko and Maxwell Akenten and was born on September 17, 1998, in Gary, Indiana. His full name is Nana Yaw Waife Akenten. Akenten has not declared a major at Nebraska.

CAREER STATS

vs. All Opponents

Year	G-GS	MP-Avg.	FG-FGA	Pct.	3FG-3FGA	Pct.	FT-FTA	Pct.	Rebounds		F-DQ	A	TO	B	S	TP-Avg.
									O-D	Tot.-Avg.						
2017-18	7-0	21-3.0	2-9	.222	2-8	.250	1-2	.500	1-1	2-0.3	0-0	0	0	0	0	7-1.0
TOTAL	7-0	21-3.0	2-9	.222	2-8	.250	1-2	.500	1-1	2-0.3	0-0	0	0	0	0	7-1.0

vs. Big Ten Opponents

Year	G-GS	MP-Avg.	FG-FGA	Pct.	3FG-3FGA	Pct.	FT-FTA	Pct.	Rebounds		F-DQ	A	TO	B	S	TP-Avg.
									O-D	Tot.-Avg.						
2017-18	2-0	7-3.5	0-1	.000	0-1	.000	1-2	.500	0-0	0-0.0	0-0	0	0	0	0	1-0.5
TOTAL	2-0	7-3.5	0-1	.000	0-1	.000	1-2	.500	0-0	0-0.0	0-0	0	0	0	0	1-0.5



#33 JUSTIN COSTELLO
R-FRESHMAN | GUARD | 6-1 | 200 | OMAHA, NEB.

CAREER HONORS

► Husker Power Lifter of the Year (2017-18)

2018-19 (Outlook)

Justin Costello returns after a promising redshirt campaign. The 6-foot-1, 200-pound guard gained nearly 20 pounds since arriving on campus, and was chosen by his teammates as the Lifter of the Year last spring for his efforts in the weight room. On the court, Costello adds depth and shooting in the Husker backcourt, as he averaged 18.6 points per game, including 67 3-pointers, as a senior at Elkhorn South. He joins high school teammate Johnny Trueblood on the Husker roster, as the pair helped Elkhorn South to a Class B state title in 2015. If Costello, a walk-on, can continue to make strides on both ends of the court, he could be in position to eventually earn a spot in NU's rotation.

2017-18 (Redshirt)

Costello redshirted in 2017-18 and worked with the Husker scout team in practice.

Before Nebraska

Costello was a four-year starter for Elkhorn South, helping the Storm to three Class B state tournament appearances during his high school career.

As a senior for Coach Nolan Reilly, Costello led Elkhorn South to the 2017 Nebraska Class B State Tournament, averaging 18.6 points, 3.9 rebounds, 3.5 assists and 1.8 steals per game to earn first-team Class B honors from both the Omaha World-Herald and Lincoln Journal Star. Costello shot 43 percent from the field, including 67 3-pointers, and 78 percent from the line for the Storm. He had a pair of 30-point games as a senior in helping Elkhorn South finish with an 18-7 record, including a 39-point outburst against Lincoln Southwest. In that game, Costello went 9-of-11 from 3-point range, one of seven games where he had at least four 3-pointers in a game in 2016-17.

A three-time all-state pick, he earned second-team All-Class B honors from the Omaha World-Herald and Lincoln Journal Star as a junior, he averaged 18.0 points

and 3.1 rebounds per game and was an honorable-mention pick as a sophomore, as Elkhorn South went 21-5 and won its first Class B state title. He was also a three-time all-conference pick.

He played AAU ball for the Omaha Sports Academy and Coach Jim Simons, reaching the quarterfinals in the Fab 48 in 2016.

In addition to his basketball exploits, Costello ran one year of track and played soccer for Elkhorn South as a senior, helping the school to a state title in 2017. He was also an honor roll member throughout his high school career at Elkhorn South.

Personal

Justin is the son of Kristi and Chris Costello and was born on June 24, 1998, in Omaha. He has one sister, Siera. Justin majors in communication studies



CAREER HIGHS	
Points	6, Delaware St. (12/22/17)
Rebounds	2, Michigan (1/18/18)
Field Goals	2, Delaware St. (12/22/17)
Free Throws	N/A
3-point FG	2, Delaware St. (12/22/17)
Assists	1, three times (last, 1/18/18)
Steals	1, Marist (11/24/17)
Blocks	N/A
Minutes	4, two times (last, 12/22/18)

#34 THORIR THORBARNARSON
SOPHOMORE | GUARD | 6-6 | 206 | REYKJAVIK, ICELAND

CAREER HONORS

► Nebraska Scholar-Athlete Honor Roll (Fall 2017)

2018-19 (Outlook)

Thorir Thorbarnarson (pronounced Thor-EAR thorb-YAR-nar-son) watched and learned last season. Playing behind senior wings Anton Gill and Evan Taylor, Thorbarnarson's time on the court was limited, but he honed his craft on the scout team against a veteran unit. At 6-foot-6, 206 pounds, Thorbarnarson has added 15 pounds since arriving on campus, giving him additional strength to match up on the wing. He possesses a high basketball IQ and spent a good portion of the summer playing for his native Iceland in the U-20 European Championships. Thorbarnarson's opportunities will come as he continues to improve on his long-range shooting and transitioning to the college game.

2018 (Summer)

Thorbarnarson played for Iceland's U-20 National Team this July. At the FIBA U-20 European Championships, he averaged 9.4 points, 4.0 rebounds, 3.7 assists and 1.6 steals per game, ranking second on the team in scoring and first in assists. He closed tournament action with three straight double figure efforts and averaged 18.5 points on 67 percent shooting, including 55 percent from 3-point range, in Iceland's final two contests.

2017-18 (Freshman)

Thorbarnarson was one of three true freshmen to earn playing time, as while working on the scout team against All-Big Ten guard James Palmer Jr. and seniors Anton Gill and Evan Taylor. Thorbarnarson played in nine games, totaling eight points, four rebounds and three assists in 19 minutes of work. His best performance of the year came in the win over Delaware State on Dec. 22, when he had six points, including a pair of 3-pointers, and an assist in a season-high four minutes of work. He also had a basket, rebound, assist and steal in just two minutes against Marist on Nov. 24. He appeared in three Big Ten games, as well as the Big Ten Tournament opener against No. 13 Michigan at Madison Square Garden. He tallied two rebounds and an assist in the win over No. 23 Michigan on Jan. 18.

Before Nebraska

Thorbarnarson was one of the top youth players in Iceland, playing in the country's top league as well as in the national team program. Thorbarnarson made his national team debut in 2017, representing his nation in the Small States of Europe event, helping Iceland to a third-place finish. He also played for the U-20 national team at the FIBA European Championships in Greece, averaging 7.1 points, 4.7 rebounds, 2.3 assists and 1.7 steals per game. At the 2016 FIBA U-18 European Championships,

Thorbarnarson was the third-leading scorer in the tournament, averaging 19.6 points per game, including a 39-point effort and three other 30-point games. He also chipped in 6.3 rebounds, 1.8 assists and 4.9 steals per game. In 2016, he was selected as MVP of the Nordic Championships with the U-18 team, including a 33-point performance in the finals to lead Iceland to victory. Thorbarnarson played for KR Reykjavik in the Icelandic League for the past three years, helping the team to three straight titles and a pair of Icelandic Cups in 2016 and 2017. In his final season, he averaged 10.2 points, 2.6 rebounds and 1.9 assists per game for a team that went 26-8 and won the league championship in the top pro league in the country. Thorbarnarson shot 53 percent from the field, including 38 percent from 3-point range and was selected as the top young player in the league. He also considered UMass, UConn, Utah, Drexel and UAB before signing with Nebraska.

Personal

The son of Thorbjorn Jonsson and Hildur Fridleifsdottir, Thorir was born on May 26, 1998, in Akureyri, Iceland. Thorir graduated from Menntaskólinn í Reykjavík in May of 2017. He has three older brothers, Leifur, Jon Askell and Kristofer. Thorir is majoring in psychology.

CAREER STATS

vs. All Opponents

Year	G-GS	MP-Avg.	FG-FGA	Pct.	3FG-3FGA	Pct.	FT-FTA	Pct.	Rebounds							TP-Avg.
									O-D	Tot.-Avg.	F-DQ	A	TO	B	S	
2017-18	9-0	19-2.1	3-7	.429	2-5	.400	0-0	.000	1-3	4-0.4	4-0	3	1	0	1	8-0.9
TOTAL	9-0	19-2.1	3-7	.429	2-5	.400	0-0	.000	1-3	4-0.4	4-0	3	1	0	1	8-0.9

vs. Big Ten Opponents

Year	G-GS	MP-Avg.	FG-FGA	Pct.	3FG-3FGA	Pct.	FT-FTA	Pct.	Rebounds							TP-Avg.
									O-D	Tot.-Avg.	F-DQ	A	TO	B	S	
2017-18	3-0	5-1.7	0-1	.000	0-0	.000	0-0	.000	1-2	3-1.0	1-0	1	0	0	0	0-0.0
TOTAL	3-0	5-1.7	0-1	.000	0-0	.000	0-0	.000	1-2	3-1.0	1-0	1	0	0	0	0-0.0



CAREER HIGHS	
Points	3, Rutgers (2/6/16)
Rebounds	3 vs North Dakota (11/19/17)
Field Goals	1, two times (last, 2/6/16)
Free Throws	2, SE Louisiana (11/22/15)
3-point FG	1, Rutgers (2/6/16)
Assists	2, two times (last, 12/22/15)
Steals	1, SE Louisiana (11/22/15)
Blocks	N/A
Minutes	8, SE Louisiana (11/22/15)



#4 JOHNNY TRUEBLOOD
JUNIOR | GUARD | 6-3 | 194 | OMAHA, NEB.

CAREER HONORS

- ▶ Academic All-Big Ten (2018)
- ▶ NABC Honors Court (2018)
- ▶ Three-time Nebraska Scholar-Athlete Honor Roll
- ▶ Tom Osborne Citizenship Team (2016)

2018-19 (Outlook)

Walk-on Johnny Trueblood is in his third season with the Huskers and fills several valuable roles for NU. The 6-foot-3 guard has played in 17 games during his career and has become a fan favorite, returning to the team after a one-year absence. The Omaha, Neb., native also runs the scout team in practice and provides the Huskers with depth in the backcourt. Off the court, he is one of the brains behind the Husker Bench Mob, which gained popularity with its quirky sideline antics last year.

2017-18 (Redshirt Sophomore)

Trueblood appeared in seven games, totaling one point, three rebounds and an assist in 11 minutes of work. He saw his most extensive action against North Texas on Nov. 13, going 1-of-2 from the foul line and dishing out an assist in three minutes of action. Trueblood also grabbed three rebounds in two minutes off the bench against North Dakota on Nov. 19. He saw action in three conference games, as well as the Big Ten Tournament against No. 15 Michigan.

2016-17 (Redshirt)

Trueblood attended Nebraska, but did not play basketball.

2015-16 (Freshman)

Trueblood walked on to the Husker team and made 10 appearances as a true freshman. He totaled eight points and four assists in just 28 minutes of action. Trueblood had a season-high three points in the win over Rutgers on Feb. 3, hitting the first 3-pointer of his career. He also had baskets at No. 11 Villanova and against Southeastern Louisiana. He dished out two assists on a pair of occasions, against Mississippi Valley State in the opener on Nov. 14 and against Prairie View A&M on Dec. 22. He made four appearances in Big Ten action and also in the Huskers' opening-round victory over Rutgers in the Big Ten Tournament.

Before Nebraska

Trueblood joined the Husker program as a walk-on following a decorated career at Elkhorn South playing for Coach Alex Bahe. Trueblood finished as the school's all-time leading scorer (1,213 points), as well as holding single-game (42) and single-season (598) scoring marks at the school.

As a senior, he led the Storm to a 21-5 record and the school's first Class B (second-largest class) state title. He led Class B by averaging 23.0 points per game, while also adding 5.1 rebounds, 3.4 assists

and 2.8 steals per game to garner first-team Super-State honors from the Lincoln Journal Star and second-team All-Nebraska honors from the Omaha World-Herald. A first-team Class B all-state performer from both publications, Trueblood averaged 19.6 points per game in three state tournament games, including a 17-point effort while playing with a sprained ankle in a 60-51 win over Sidney in the state championship at Pinnacle Bank Arena.

As a junior, he earned first-team Class B accolades from both major papers, averaging 15.4 points, 3.7 assists, 4.6 rebounds and 2.4 steals per game as Elkhorn South finished the regular season unbeaten and placed third in the state. In his three-year varsity career, Trueblood helped Elkhorn South to three straight state semifinal appearances in Class B and a 66-13 record. In addition to his high school career, he played AAU basketball for the Omaha Sports Academy and Head Coach Bob Franzese. Prior to his senior year, he helped the Omaha Sports Academy take first place in the top bracket at the Mullens Tournament in St. Louis.

Personal

Johnny is the son of Tom and Shelia Trueblood and was born on June 3, 1997, in Omaha. Johnny has one older brother, Tommy, and one younger sister, Jenna. Trueblood is a business administration major at Nebraska.

CAREER STATS

vs. All Opponents

Year	G-GS	MP-Avg.	FG-FGA	Pct.	3FG-3FGA	Pct.	FT-FTA	Pct.	Rebounds							TP-Avg.
									O-D	Tot.-Avg.	F-DQ	A	TO	B	S	
2015-16	10-0	28-2.8	2-5	.400	1-1	1.000	3-6	.500	0-2	2-0.2	0-0	4	1	0	1	8-0.8
2017-18	7-0	11-1.6	0-2	.000	0-0	.000	1-4	.250	0-3	3-0.4	1-0	1	3	0	0	1-0.1
TOTAL	17-0	39-2.3	2-7	.286	1-1	1.000	4-10	.400	0-5	5-0.3	1-0	5	4	0	1	9-0.5

vs. Big Ten Opponents

Year	G-GS	MP-Avg.	FG-FGA	Pct.	3FG-3FGA	Pct.	FT-FTA	Pct.	Rebounds							TP-Avg.
									O-D	Tot.-Avg.	F-DQ	A	TO	B	S	
2015-16	4-0	11-2.8	1-2	.500	1-1	1.000	1-2	.500	0-1	1-0.3	0-0	0	0	0	0	4-1.0
2017-18	2-0	2-1.0	0-1	.000	0-0	.000	0-1	.000	0-0	0-0.0	0-0	0	0	0	0	0-0.0
TOTAL	6-0	13-2.2	1-3	.333	1-1	1.000	1-3	.333	0-1	1-0.2	0-0	0	0	0	0	4-0.7



#11 DACHON BURKE JR.
JUNIOR | GUARD | 6-4 | 180 | ORANGE, N.J.

2018-19 (Outlook)

During Tim Miles' tenure at Nebraska, one of the constants has been an influx of impact transfer guards. From All-Big Ten selections Terran Petteway, Andrew White III and James Palmer Jr., Miles and his staff have been able to find and develop players to become all-conference caliber performers early in their Husker career.

Junior guard Dachon Burke (pronounced DAY-shawn) could be the next standout Husker when beginning as early as next season. The 6-foot-4, 180-pounder began his career at Robert Morris, where he garnered all-Northeast Conference honors in 2018. Last season, Burke averaged 17.6 points, 5.8 rebounds, 2.5 assists and 2.1 steals per game for the Colonials, leading the NEC in steals and ranking fourth in scoring. He tallied 10 20-point games, and reached double-figures in 30 of 31 contests. Burke will use this year to work on his all-around game and be in a position to be one of the Huskers' go-to players when he is eligible in 2019-20.

Before Nebraska

Burke comes to Nebraska after posting impressive numbers at Robert Morris University during his sophomore campaign in 2017-18. He earned second-team All-Northeast Conference recognition for Coach Andrew Toole, averaging a team-high 17.6 points per game while also adding

5.8 rebounds, 2.5 assists and 2.1 steals per game as a sophomore. Burke led the NEC in steals per game and ranked fourth in scoring and 14th in rebounding. He put up 30 double-figure efforts in 2017-18 and finished the year on RMU's top-10 list in both points (562, seventh) and field goals (210, eighth). A four-time NEC Player of the Week, Burke had a pair of double-doubles and had 11 20-point efforts, including a career-high 29-point outburst against eventual tournament champion LIU Brooklyn.

As a freshman, he played in 33 games, including 17 starts, and averaged 7.6 points, 3.9 rebounds and 1.5 steals per game. He had 11 double-figure games, including a season-high 17-point effort against Sacred Heart.

He prepped at Coastal Academy, averaging 17.2 points, 6.0 assists and 4.4 rebounds per game after playing his high school basketball at Orange (N.J.) High School. As a senior, he averaged 17.0 points and 5.4 assists per game and was second-team All-Essex County in 2015.

Personal

Dachon is the son of Tamika Rumph and Dachon Burke Sr., and was born on Nov. 25, 1997, in Orange, N.J. He has one brother, Tamir Coram, and one sister, Quaniesh Rumph. Burke majors in human development and family science.

CAREER HIGHS (AT ROBERT MORRIS)

Points	29 , at LIU Brooklyn (2/10/18)
Rebounds	14, Mount St. Mary's (2/1/18)
Field Goals	11, three times (last, 2/15/18)
Free Throws	7, two times (last, 2/17/18)
3-point FG	6, Drexel (12/10/17)
Assists	6, two times (last, 2/22/18)
Steals	6 , at Grand Canyon (11/13/17)
Blocks	3, at Mount St. Mary's (2/28/18)
Minutes	39, three times (last, 3/3/18)

CAREER STATS

vs. All Opponents

Year	G-GS	MP-Avg.	FG-FGA	Pct.	3FG-3FGA	Pct.	FT-FTA	Pct.	Rebounds							TP-Avg.
									O-D	Tot.-Avg.	F-DQ	A	TO	B	S	
2016-17*	33-17	755-22.9	95-226	.420	14-44	.318	47-64	.734	49-79	128-3.9	74-4	24	58	11	51	251-7.6
2017-18*	32-32	1044-32.6	210-458	.459	44-130	.338	98-156	.628	59-125	184-5.8	81-0	80	86	16	67	562-17.6
TOTAL*	65-49	1799-27.7	305-684	.446	58-174	.333	145-220	.659	108-204	312-4.8	155-4	104	144	27	118	813-12.5

* Includes years at Robert Morris

2018-19 (Outlook)

A late addition to the Husker roster, junior college transfer Dedoch Chan (pronounced DEE Doe-ch) gives the Huskers an influx of size on the interior. Chan was a productive player at Mississippi Gulf Coast Community College, averaging 16.8 points and 8.3 rebounds per game. At 6-8, 215 points, Chan will provide depth to a frontline which returns Isaac Copeland and Isaiah Roby, but a lack of depth provides ample playing time. Chan, who was originally born in Omaha, showed glimpses of his potential with seven straight 20-point games late in his freshman season. He also has the ability to step out to 3-point range, where he shot over 30 percent as a freshman. Chan will look to follow in the footsteps of Evan Taylor, another former junior college performer who became a two-year starter and team co-captain in 2017-18.

Before Nebraska

Chan comes to Nebraska after spending his freshman year at Mississippi Gulf Coast Community College. In his lone season at

the school, Chan helped the Bulldogs and Coach Wendell Weathers to a 16-9 record, averaging 16.8 points and 8.3 rebounds per game to pace the team in both categories. A first-team NJCAA All-Region 23 selection, he totaled eight double-doubles as a freshman, highlighted by a 33-point, 17-rebound performance against Meridian CC. A two-time Mississippi Association of Community & Junior Colleges Player of the Week, Chan was a first-team All-MACJC South selection following his freshman campaign. He had nine games of at least 20 points, including a stretch of seven straight down the stretch, as he shot 47 percent from the field, 31 percent from 3-point range and 73 percent from the line for the year. Chan had a season-high 34 point effort in a four-point win over Southwest Mississippi and had eight or more rebounds on 14 occasions, including three games of at least 15 rebounds.

Chan prepped at John Marshall High School in Rochester, Minn., playing for Kirk Thompson in his final two high school seasons. As a senior, he garnered All-Big Nine Conference honors, averaging 16.0

points per game on 54 percent shooting along with 8.0 rebounds and 2.4 assists per game. He helped John Marshall to a 25-4 record and a Section 1AAAA Runner-up finish. He transferred to John Marshall a junior and averaged 7.3 points point and 5.0 rebounds per game despite missing nearly a third of the season after moving. As a sophomore, Chan led Albert Lea High School with 22 points and eight rebounds a game to earn first-team All-Big Nine Conference accolades.

Chan played his AAU ball for Powerhouse Hoops and Coach Jonathan Williams.

Personal

Dedoch is the son of Mary Muon and Chan Changor and was born in Omaha on Nov. 11, 1998. He is the youngest of four children with two older sisters, Nya and Nyabiuth, and an older brother, Bany. Chan has not declared a major at Nebraska.



#2 DEDOCH CHAN
SOPHOMORE | FORWARD | 6-8 | 215 | ROCHESTER, MINN.



#10 KARRINGTON DAVIS
FRESHMAN | GUARD | 6-6 | 215 | ST. LOUIS, MO.



2018-19 (Outlook)

Freshman Karrington Davis has been a pair of successful teams throughout his school career. As a sophomore, he was a vital cog in helping Chaminade Prep in St. Louis to a state title in Missouri. Last season, he was part of a Montverde (Fla.) Academy team that went 35-0 and won the High School Nationals. One of nine Division I signees on the Montverde roster last season, Davis has the size and ability to potentially thrive in Miles' guard-oriented offense. Unfortunately, Davis will miss his freshman year after suffering an achilles injury in practice in October of 2018

Before Nebraska

Davis spent his senior season at national power Montverde Academy (Fla.) playing for Coach Kevin Boyle. The team went 35-0 and won the Geico High School Nationals with a 76-58 win over No. 2 University (Fla.) School and a 71-53 win over No. 3 Findlay (Nev.) Prep in April of 2018. He battled

injuries for a good portion of his senior year, but was one of nine Division I signees on the Montverde roster, a group that includes four players in ESPN's Top-100. The team featured RJ Barrett, the No. 1 player in the class of 2018, and an expected lottery pick in 2019.

Prior to transferring to Montverde for his senior year, he played two seasons of varsity basketball at Chaminade Prep in St Louis for Coach Frank Bennett. In those years, the school went a combined 51-12 with two Class 5 (largest class) state semifinal appearances and a state title in 2016. As a junior, Davis averaged 19 points and six rebounds per game and was a first-team all-state selection by the Missouri Basketball Coaches Association. As a sophomore, he came off the bench for Chaminade, which went 27-5 en route to a state title. He was teammates with 2017 NBA first-round draft pick Jason Tatum and Iowa forward Tyler Cook.

Davis played AAU ball for the Bradley Beal Elite in the EYBL in 2017 and also played for the St. Louis Eagles AAU program. He looked at many schools, including Kansas State, St. Louis, Middle Tennessee, Iowa State and Missouri before selecting Nebraska.

Personal

Karrington is the son of Kendall and Dionne Davis and was born on Nov 18, 1999, in Joliet, Illinois. He has three younger sisters, including twins Kalynn and Kennedy, and Kabanna Davis has not declared a major at Nebraska.

2018-19 (Outlook)

Freshman Amir Harris brings size and versatility to the Husker backcourt and could contend for playing time early in his career. The 6-foot-6 guard has the ability and athleticism to defend several positions, and the Husker coaches hope that he continues his development track early in his college career. As a senior in high school, he averaged 11.5 points, 6.4 assists and 6.3 rebounds per game, including a 13-assist performance in his conference title game as a senior.

Before Nebraska

Harris was one of the top players in the mid-Atlantic region playing for Coach Dan Prete at St. James School in Hagerstown, Md. Harris was a three-star recruit by both Rivals and 247Sports and was ranked by Rivals as the No. 32 point guard in the class of 2018.

As a senior, he averaged 11.5 points, 6.3 rebounds, 6.4 assists, 1.8 steals and 1.4 blocks per game, as St. James went 19-11 and won the Mid-Atlantic Conference Tournament Championship. Harris showed his versatility in the 2018 Mid-Atlantic Conference championship, totaling 11 points, 13 assists and eight rebounds. For his efforts, he was the Hagerstown Herald-Mail Player of the Year and a first-team DMVelite All-Maryland Team selection in 2017-18.

He was a three-time all-county selection during his high school career. As a junior, Harris helped St. Maria Goretti High School to a 29-9 record, averaging 8.5 points, 4.7 rebounds, 1.3 steals per game and leading the team in both assists (4.3 pg) and blocks (1.3 pg). During his sophomore campaign, he chipped in 12.3 points, 6.8 rebounds, 4.1 assists and 3.1 steals per game for South Hagerstown High School, earning all-county

honors for the first time. He played AAU basketball for New World and Coach Renard Phillips.

Harris shined in the classroom, carrying a 4.0 GPA throughout his high school career. He also looked at Rhode Island and Auburn before selecting Nebraska.

Personal

Harris is the son of Lee and Chante Harris and was born on July 14, 2000, in Frederick, Md. Harris is the oldest of five kids with three younger brothers, Avani, Avree and Ace, and one younger sister, Atoria. Harris is a marketing major at Nebraska.



#1 AMIR HARRIS
FRESHMAN | GUARD | 6-6 | 205 | FREDERICK, MD.



#45 BRADY HEIMAN
FRESHMAN | FORWARD | 6-11 | 215 | SPRINGFIELD, NEB.

2018-19 (Outlook)

Brady Heiman (pronounced hi-men) comes to Nebraska after a standout career at Platteview High School outside Omaha. When Heiman signed his Letter-of-Intent in November of 2017, he became the Huskers' first in-state high school recruit since 2001. Heiman brings an intriguing skill set to the Huskers, as the 6-foot-11 forward has excellent shooting touch out to 3-point range and has the instincts to eventually be an outstanding shot blocker and rebounder. Heiman has already added 15 pounds since arriving on campus in June, and his playing time will depend on adding strength to his frame.

Before Nebraska

Heiman concluded a record-setting career for Coach Tim Brotzki at Platteview High School. A four-year starter, he finished his career with 1,315 points along with school records for both rebounds (883) and blocked shots (523).

He was NU's first in-state high school signee since 2001 when he inked his National Letter of Intent prior to his senior year. He was a three-star selection by Rivals and tallied 41 double-doubles and seven triple-doubles during his prep career.

As a senior, Heiman led Platteview to a 24-3 record and a berth in the Class B state tournament, averaging 17.3 points on 56 percent shooting, 10.1 rebounds and 4.4 blocks per game. A first-team Super State honoree by the Lincoln Journal Star and an All-Nebraska selection by the Omaha World-Herald, he had three triple-doubles as a senior, including a 13-point, 14-rebound, 13-blocked shot performance against Omaha South.

As a junior, he was an honorable-mention all-state Class B pick by both the Omaha World-Herald and Lincoln Journal Star. He averaged 15.7 points on 55 percent shooting, 8.9 rebounds and 4.8 blocks per game, as Platteview went 21-5 and reached the state tournament for the second straight year. He had seven double-doubles as a junior, including a 17-point, 11-block performance.

Heiman burst on the scene as a sophomore, averaging 13.2 points, 10.2 rebounds and 7.7 blocks per game in helping Platteview post a 17-9 record and the school's first state tournament appearance since 2000. In the district final, he had 18 points, 11 rebounds and 13 blocked shots and had seven games with at least 10 blocked shots, including a school-record 15 in one contest.

He played his AAU basketball with the Omaha Sports Academy and Bob Franzese and chose Nebraska after receiving more than a dozen scholarship offers.

In addition to his basketball exploits, he was a four-year performer in track and field. Heiman placed third in the Class B state championship in the high jump as a senior after finishing sixth and eighth in the state meet the two previous years. Heiman also carried better than 3.7 GPA throughout high school.

Personal

Brady is the son of Tracy and Erica Heiman and was born on Sept. 26, 1999, in Omaha. He has one younger brother, Jake. Brady's father played collegiately at Chadron State and also won a national championship in the high jump at the school. Brady majors in finance at Nebraska.

HEAD COACH TIM MILES



TIM MILES

HEAD COACH • SEVENTH SEASON

The story of Tim Miles building programs goes back over two decades at three different levels of college basketball.

For Miles, the only active coach who has taken teams to the postseason at the Division I, Division II and NAIA ranks, his coaching journey began at Mayville State, an NAIA program which had won four games in two previous seasons. He guided the school to 17 and 18-win seasons in his two years at the school. At Southwest Minnesota State, he turned a program that had one winning season in a decade to the NCAA Division II Elite Eight in just four seasons. At North Dakota State, he took a Division II program to the Division I ranks and positioned the school to enjoy unprecedented success at the Division I level. At Colorado State, he built a program that made it to three straight postseason appearances and left the foundation for one of the most successful seasons in school history before he was named the 27th head coach in Nebraska's history on March 24, 2012.

Miles has continued his program-building ways at Nebraska, leading the school to its first NCAA Tournament appearance in 16 seasons in 2014. For his efforts, he won the Jim Phelan Award for national coach of the year, and was selected as the Big Ten Coach of the Year by his peers.

In 2017-18, Miles guided Nebraska to one of its most successful seasons in school history as NU reached postseason play for the first time in four seasons. The Huskers won 22 games, the most wins by a Husker team since the 1990-91 team won a school-record 26 games. Nebraska went 13-5 in the Big Ten, breaking a school mark for conference wins which had stood for

more than five decades. James Palmer Jr. and Isaac Copeland Jr. both earned All-Big Ten honors, while Palmer also captured first-team all-district honors by the NABC and the USBWA. The Huskers closed the regular season with wins in 10 of their last 12 games, including road wins at Wisconsin and Minnesota for the first time since joining the Big Ten. At home, NU went 16-1 at Pinnacle Bank Arena, including a perfect 9-0 at home.

The 2016-17 Huskers faced one of the toughest schedules in school history, as the slate ranked 10th in the final RPI, the highest recorded ranking by NU in at least 15 seasons. Nebraska earned three victories over conference champions, highlighted by an 83-80 win over Big Ten regular-season champion Purdue, and won its first three conference games for the first time since the 1975-76 season. Tai Webster capped a stellar career by earning second-team All-Big Ten honors, ranking among the conference leaders in scoring, assists and steals. He became the fifth Husker to earn All-Big Ten accolades under Miles.

In 2015-16, Miles guided a youthful Husker squad to 16 wins against a schedule featuring 10 ranked opponents. More than 55 percent of the Huskers' offense in 2015-16 was by players in their first year of the program. The Huskers also won multiple games in the conference tournament for the first time in a decade, including a win over a Wisconsin team which eventually reached the NCAA Sweet 16.

The team was led by senior Shavon Shields, who garnered second-team All-Big Ten honors by the conference coaches to lead a pair of All-Big Ten picks. Shields also

shined off the court, as he was named to the NABC Good Works Team and repeated as CoSIDA Academic All-American. For his efforts, he was named Nebraska's Big Ten Medal of Honor Winner and UNL's Male Student-Athlete of the Year, becoming the first Husker basketball player to ever receive both honors.

In 2014-15, the Huskers garnered their first national ranking since 1995 and enjoyed record-setting attendance numbers, establishing a school-record attendance of 15,569 fans per game to rank 10th nationally.

Individually, Terran Petteway earned All-Big Ten honors for the second straight year and was one of four Huskers to sign professional contracts in 2015. Miles' program also enjoyed a first in the classroom, as Shields became the first Husker basketball player to be named a first-team Academic All-American.

In 2013-14, the Huskers, who were picked to finish last in the Big Ten, became one of the big stories in college basketball, going 19-13 and reaching the NCAA Tournament for the first time since 1998. The Huskers opened Big Ten play with a 1-5 record before orchestrating a turnaround which saw them win 10 of their final 12 Big Ten games to finish fourth with an 11-7 record. The stretch included a pair of wins over top 10 teams – a 60-51 win at No. 9 Michigan State which was the Huskers' first road win over a top-10 team since 1997 - and a 77-68 win over a Wisconsin team which reached the Final Four. Nebraska's 11 conference wins were the most by the Huskers since 1966. Nebraska finished second in the Big Ten in field goal percentage defense (.415) and third in scoring defense (64.3 ppg) during conference play.

Petteway became the first Husker to win a Big Ten scoring title, as he averaged 18.1 points per game en route to first-team All-Big Ten honors.

Miles' energetic personality has also spurred unprecedented fan interest in the Husker program. Nebraska is one of only nine programs in college basketball to average at least 15,000 fans per game in each of the last five seasons. NU has ranked in the top-15 nationally in attendance in each of the past five years, and were already sold out of 2018-19 season tickets by the time practice began in late September.

In his first season at Nebraska, Miles took a team that returned one starter and two of its top nine scorers, and improved the Huskers' win total from 12 to 15 despite facing a school-record 10 ranked teams. Nebraska posted wins over a trio of NCAA Tournament teams before capping the



ABOUT MILES

RECORD AT NEBRASKA
 97-97 (Six Seasons)

CAREER RECORD
 380-317 (23 Seasons)

EDUCATION

- » B.S., University of Mary, 1989
- » M.A., Northern State, 1990

COACHING EXPERIENCE

- » Nebraska
 - Head Coach (2012-present)
- » Colorado State,
 - Head Coach (2007-12)
- » North Dakota State
 - Head Coach (2001-07)
- » Southwest Minnesota State
 - Head Coach (1997-2001)
- » Mayville State
 - Head Coach (1995-97)
- » Northern State
 - Assistant Coach (1989-1995)

FAMILY/PERSONAL

- » Wife: Kari
- » Daughter: Ava (18)
- » Son: Gabriel (14)
- » Date of Birth: Aug. 20, 1966
- » Hometown: Doland, S.D.
- » High School: Doland (1985)

HONORS AND AWARDS

- » Jim Phelan Award (2013-14)
- » Big Ten Coach of the Year (2013-14)
- » Mayville State Hall of Fame (2016)
- » Northern State University Hall of Fame Jim Kretchman Coaching Award (2014)
- » USBWA District VIII Coach of the Year, (2011-12)
- » Southwest Minnesota State University Athletics Hall of Honor (2011)
- » Collegelinsider.com Mountain West Coach of the Year (2009-10)
- » University of Mary Hall of Fame Inductee (2007)
- » CBS Sportsline Division I Independent Coach of the Year (2005-06)
- » Finalist for the Hugh Durham Mid-Major Coach of the Year Award (2005-06)
- » North Central Region Coach of the Year (2000-01)
- » Northern Sun Conference Coach of the Year (2000-01)
- » NDCCAC Coach of the Year (1995-96)

COACHING STAFF





The Miles family (clockwise from top left): Ava, Gabriel, Kari and Tim.

season with a win over Purdue in the Big Ten Tournament. Not a bad feat for a program that was a near unanimous choice for the league cellar by the league's pundits.

Before taking the Nebraska job, Miles spent five seasons building the Colorado State program into a contender in the Mountain West Conference. He increased his victory total in each of his five years at CSU, culminating in a 20-12 record and the school's first NCAA appearance in nine seasons during his final year in Fort Collins. After winning 16 games in his first two years at CSU, his teams went 55-41 over the last three years, reaching postseason play in each campaign.

The 2011-12 Rams posted the school's first 20-win season since the 1997-98 campaign while playing a schedule rated as the fourth-toughest in the country. Colorado State set a school record with three wins over ranked teams and placed three players on the All-Mountain West team. Miles was named the District VIII Coach of the Year by the U.S. Basketball Writers Association for his efforts. The Rams' 20-win season was only the seventh in the program's 108 seasons of competition despite playing a school-record eight ranked foes.

The Rams were one of four Mountain West teams to receive bids in the 2012 NCAA Tournament. CSU averaged 70.1 points per game on the season and topped the Mountain West Conference in field-goal percentage (47.1), 3-point percentage (40.0) and free throw percentage (76.8) and was one of two programs in the country to rank in the top 10 in both free throw percentage and 3-point percentage.

Three of Miles' players earned All-Mountain West honors, marking the program's most honorees in its half century

affiliation with the WAC or Mountain West conferences. Wes Eikmeier earned first-team Mountain West honors after averaging 15.5 points per game, while Dorian Green and Pierce Hornung were both third-team honorees. Hornung also was named to the league's all-defensive team in 2011-12.

In 2010-11, Miles guided the program to a 19-13 record, a fourth-place finish in the Mountain West, and a berth in the NIT, reaching milestones at every step along the way. The 2010-11 campaign marked the Rams' first winning season since 2007, and the squad became the 10th in program history to record 19 or more victories in a single season.

The Rams' nine conference victories were the most for CSU since the formation of the Mountain West in 1999-2000, and CSU's fourth-place finish was the best since a fourth-place finish in the inaugural MW season. Miles and the Rams received votes in the top-25 national polls for the first time since 2005-06, and he became just the third coach in the program's 100-year plus history to take the Rams to back-to-back postseason appearances. The Rams also won the ESPN Cancun Governor's Cup, defeating Southern Miss in the title game. Andy Ogide became only the second Ram to earn first-team Mountain West honors as he averaged 17.2 points and 7.7 rebounds per game in 2010-11. He was also a first-team all-district honoree from the NABC.

Miles' third Colorado State team continued to make improvements, as the 2009-10 Rams won 16 games and reached postseason play for the first time since 2003 with a berth in the 2010 College Basketball Invitational (CBI). For his efforts, Miles was selected as the Mountain West Coach of the Year by CollegeInsider.com in 2010.



Tim Miles has guided four schools to postseason berths, including Nebraska's first NCAA Tournament appearance in 16 seasons during the 2013-14 season.

MILES' YEAR BY YEAR

Years	Team	Record	Pct.	Postseason/Notes
1995-96	Mayville State	17-11	.607	NAIA-II National Tournament
1996-97	Mayville State	18-11	.621	NAIA-II National Tournament
Two seasons		35-22	.614	
1997-98	SW Minnesota State	16-11	.593	--
1998-99	SW Minnesota State	16-11	.593	--
1999-00	SW Minnesota State	18-10	.643	--
2000-01	SW Minnesota State	28-7	.800	NCAA Div. II Elite 8
Four seasons		78-39	.667	
2001-02	North Dakota State	11-15	.423	--
2002-03	North Dakota State	20-11	.645	--
2003-04	North Dakota State	16-13	.552	--
2004-05	North Dakota State	16-12	.571	Transition Year to Div. I
2005-06	North Dakota State	16-12	.571	First Year in Division I
2006-07	North Dakota State	20-8	.714	--
Six seasons		99-71	.582	
2007-08	Colorado State	7-25	.219	--
2008-09	Colorado State	9-22	.290	--
2009-10	Colorado State	16-16	.500	CBI 1st Round
2010-11	Colorado State	19-13	.594	NIT 1st Round
2011-12	Colorado State	20-12	.625	NCAA 2nd Round
Five seasons		71-88	.447	
2012-13	Nebraska	15-18	.454	--
2013-14	Nebraska	19-13	.594	NCAA 2nd Round
2014-15	Nebraska	13-18	.419	--
2015-16	Nebraska	16-18	.471	--
2016-17	Nebraska	12-19	.387	--
2017-18	Nebraska	22-11	.667	NIT 1st Round
Six seasons		97-97	.500	
Career	23 seasons	380-317	.545	

COACHING STAFF

N 2018-19 NEBRASKA BASKETBALL HEAD COACH TIM MILES



Tim Miles has been active in selling the basketball program, whether it is celebrating with students after a big win, interviewing his dad at the season-opening event, speaking at community events or welcoming back former players like Tyrone Lue for Legends Weekend. Coach Miles is also active on Twitter, where he is one of the most followed coaches in college basketball and provides fans a unique look into the Husker program. To follow Coach Miles on twitter, visit [Twitter.com/CoachMiles](https://twitter.com/CoachMiles).



During his first two years, Miles began to build the Colorado State program despite battling numerous injuries. In 2007-08, he led a roster that featured just one returning starter to early season success, including a tournament championship at the Top of the World Classic in Fairbanks, Alaska. And, after battling through a tough conference slate, the Rams ended the season on a high note with a victory over rival Wyoming in the opening round of the Mountain West tournament.

His second season in Fort Collins proved to be just as fruitful as the Rams continued to make strides. Miles led the Rams to early season victories over Montana and Northern Colorado, both of which had beaten the Rams the previous year, and lost a one-point game against Minnesota. In addition, the Rams boosted their win column with four conference wins against UNLV, Air Force (twice) and TCU.

While establishing a tradition of winning in college basketball, Miles' philosophy extends far beyond the basketball court. He and his staff are committed to academics and the success of their student-athletes in the classroom.

At Nebraska, he has had 17 Academic All-Big Ten honorees, including a conference-best five honorees in 2015. The list includes Shavon Shields, who is the only first first-team Academic All-America basketball player in Husker history.

At Colorado State, he donated back to the school and the community by capping the J.J. Williams scholarship endowment in 2011 and establishing the Ram Basketball Legacy scholarship endowment, while making a contribution to School is Cool, a CSU driven program to support Poudre School District.

With 23 years of experience as a head coach at four institutions, he has compiled a career record of 380-317 that includes three conference championships and eight postseason tournament appearances.

Before taking over the Colorado State program, Miles spent six seasons at North Dakota State, guiding the Bison through the transition to the Division I ranks. He won at least 16 games in each of his final five seasons at the school, including the program's first three years at the Division I level. Miles' tenure at NDSU was highlighted by a pair of road wins over top-15 squads in his final two seasons.

In 2005-06, the Bison, who started three redshirt freshmen, snapped Wisconsin's

27-game win streak against non-conference foes with a 62-55 win over the 13th ranked Badgers, marking one of only 10 non-conference home losses in Bo Ryan's 15 seasons at Wisconsin.

In his final season at NDSU, Miles guided the Bison team that had one senior on the roster to a 20-8 record, including a 64-60 win at eighth-ranked Marquette in the championship game of the 2006 Blue and Gold Classic. North Dakota State was one of only two independent programs with a winning record in 2006-07.

Miles showed his ability to turn around programs during his tenure at Southwest Minnesota State University. He took a program that had only one winning season in the previous decade and went 78-39 in his four seasons at the school, recorded the first 20-win season in school history, and led Southwest Minnesota State to back-to-back winning seasons for the first time in more than two decades.

In his final year at the school, the Mustangs won a school-record 28 games, captured the 2001 Northern Sun Intercollegiate Conference championship, won the NCAA North Central Regional championship and reached the Division II Elite Eight. For his efforts, Miles was named the NSIC and North Central Region Coach of the Year following the 2000-01 campaign.

Miles began his head coaching career at Mayville (N.D.) State University, guiding the program to a 35-22 record from 1995 to 1997 and a pair of conference titles after Mayville State went 4-44 during the previous two seasons.

He began his coaching career as an assistant coach at Northern State for six seasons from 1989-90 through 1994-95 and helped the Wolves to five NAIA playoff appearances and five regional titles. He was the recruiting coordinator for NSU and was responsible for bringing in and coaching five All-Americans at that school. Northern State reached the NAIA National Championship game in both 1993 and 1994.

A native of Doland, S.D., he graduated from the University of Mary in Bismarck, N.D., in 1989 and earned a master's degree in health and physical education from Northern State in Aberdeen, S.D., in 1990. He was inducted into the University of Mary Athletic Hall of Fame in 2007.

Miles, and his wife, Kari, have one daughter, Ava, and one son, Gabriel.

ARMON GATES

ASSISTANT COACH • FIRST SEASON

Armon Gates joined the Nebraska men's basketball staff in May of 2018. A native of Chicago, Gates returned to the Big Ten after serving as associate head coach at the University of Florida under Mike White. Gates has coached and developed all-conference performers at three schools during his coaching career.

For the past five seasons (2013-18), Gates was at Northwestern under Chris Collins, helping the Wildcats to a pair of 20-win seasons, including the program's first NCAA Tournament appearance in 2017. He also helped bring a top-30 recruiting class to Northwestern in 2014, while the 2018 class is listed as high as 24th nationally by 247Sports.

Gates worked with the Wildcat backcourt players, including Bryant McIntosh, who finished fifth on the Big Ten's career assist list with 700 en route to earning multiple All-Big Ten honors. He also worked with All-Big Ten performers Vic Law, Scottie Lindsey, Tre Demps and Drew Crawford, who also earned first-team Academic All-America honors as a senior in 2014.

Prior to coaching at Northwestern, Gates spent two seasons at Loyola Chicago (2011-13) during Porter Moser's first two seasons leading the program. During Gates' time with the Ramblers, Ben Averkamp earned All-Horizon League honors in both seasons, becoming the first Loyola player in five seasons to earn first- or second-team all-conference honors since 2007. Averkamp also garnered second-team Academic All-America honors in 2013.

Gates spent the 2010-11 campaign as an assistant at TCU, working with the Horned Frogs' guards and helping Hank Thorns become a third-team All-Mountain West Conference selection. Thorns ranked fourth nationally in assists per game (7.0 apg) and was 11th in assist-to-turnover ratio. His 225 assists ranked No. 2 in Mountain West Conference single-season history, while he also averaged 10.7 points per game.

Prior to his season at TCU, Gates spent two seasons (2008-10) as an assistant coach at Kent State, helping the Golden Flashes to the 2009-10 Mid-American Conference regular-season title. In his final year at Kent State, Gates was part of a staff that guided the Golden Flashes to the second round of the NIT.

Gates began his coaching career as a graduate staff assistant at Western Kentucky. In his lone season on the Hilltoppers' staff, the team recorded a 29-7 overall record and



reached the NCAA Sweet 16.

During his playing days at Kent State, Gates helped the Golden Flashes to an 88-42 record and three postseason appearances. Kent State recorded four straight 20-win seasons during his time on campus, and he closed out his career tied for second in school history with 200 3-point field goals.

Gates graduated from Kent State in 2006

with a degree in leisure studies and earned his master's degree in sports administration from the same institution in 2007. He was a MAC All-Academic selection.

Gates prepped at Hillcrest High School and spent one season at Brewster (N.H.) Academy before attending Kent State. Gates' older brother, Dennis, is an assistant coach at Florida State.



ABOUT GATES

EDUCATION

- » B.A., Duquesne, 2006
- » M.A., Kent State, 2007

COACHING EXPERIENCE

- » Nebraska
Assistant Coach (2018-present)
- » Florida
Associate Head Coach (2018)
- » Northwestern
Assistant Coach (2013-18)
- » Loyola (Ill.)
Assistant Coach (2011-13)
- » TCU
Assistant Coach (2010-11)
- » Kent State
Assistant Coach (2008-10)
- » Western Kentucky
Graduate Assistant (2007-08)

FAMILY

- » Wife: Ashley
- » Daughters: Gaida (9) and Milan (7)
- » Son: Kaiere (6)



COACHING STAFF

MICHAEL LEWIS

ASSISTANT COACH • THIRD SEASON

One of the greatest point guards in Indiana basketball history, Michael Lewis is in his third season on the Husker basketball coaching staff. Lewis, who joined the NU staff after spending five seasons at Butler, works with the Husker guards and plays a major role in the Huskers' offense as well as opponent scouting.

In 2018, the Huskers posted their highest scoring average in 22 years, as NU finished fourth in the Big Ten with a school-record 13 conference wins and reached the NIT Tournament. Lewis played a critical role in the development of James Palmer Jr., who garnered first-team All-Big Ten honors and averaged 17.2 points per game in his first season as a Husker.

In 2017, Tai Webster earned second-team All-Big Ten honors and set career highs in both scoring and assists, while Glynn Watson was among the Big Ten leaders in scoring and steals.

During his five years at Butler, the Bulldogs made four postseason appearances, including three NCAA Tournaments. In each of the three NCAA appearances, the Bulldogs won at least one NCAA game, including wins over Texas (2015) and Texas Tech (2016). He was also part of a Butler program which orchestrated the fourth-best win improvement in Big East history in 2014-15. In his tenure at Butler, he coached four players who combined for six all-conference awards, including a trio of first-team honorees. Off

the court, three of his players garnered CoSIDA Academic All-America honors, while Kellen Dunham and Alex Barlow combined to earn three straight Big East Scholar-Athletes of the Year in his tenure at Butler.

In 2015-16, the Bulldogs went 22-11 before falling to Virginia in the second round of the NCAA Tournament. Three players earned All-Big East honors, including second-team selections Roosevelt Jones and Kelan Martin. In addition, he helped recruit a class which was rated among the nation's best by Rivals in 2016.

Lewis, well-known as a prep and college basketball player in Indiana, was invited to be part of the Villa 7 Consortium in 2015, which brings together university athletic directors and the country's elite assistant coaches in an effort to prepare the next generation of college basketball leaders.

Lewis was named an assistant coach at Butler in May of 2011. He joined the Bulldogs' staff after spending six seasons as an assistant at Eastern Illinois University. Lewis had a successful stint at Eastern Illinois, where he was named one of the "Top 5" assistant coaches in the Ohio Valley Conference by FoxSports.com in 2010. He was responsible for recruiting several top players to Eastern Illinois, including 2009-10 All-OVC players Tyler Laser and James Hollowell. He helped the Panthers to a 19-12 mark in 2009-10, the third-highest win total since Eastern Illinois became a Division I program.

The Jasper, Ind., native also served as an assistant coach for one season (2004-05) at Stephen F. Austin and for two seasons as a graduate assistant under Coach Bob Knight at Texas Tech.

A talented backcourt player, Lewis had a successful undergraduate career at Indiana from 1997 to 2000. He was a team captain and earned third team All-Big Ten honors as a senior, when he was also named MVP of the 1999 Hoosier Classic. He was named to the Big Ten All-Star Team that toured Europe in 1997, and he finished his collegiate career as Indiana's all-time leader in assists with 545. In 2012, Lewis was picked No. 46 on a list of the Top 50 players all-time at Indiana compiled by the Indianapolis Star. Following his graduation from Indiana in 2000, he played professional basketball for two seasons both domestically and overseas.

Lewis had an outstanding high school career at Jasper High School in Indiana, and he finished his prep playing days in 13th place on Indiana's all-time high school scoring list with 2,138 career points. The 1996 Jasper graduate was named to the Indiana All-Star Team following a senior season that saw him named the Gatorade Player of the Year.

Lewis earned a master's degree from Texas Tech in 2004. He and his wife, Nichole, have two daughters, Avery and Emma.



ABOUT LEWIS

EDUCATION

- » B.S., Indiana (2000)
- » M.A., Texas Tech (2004)

COACHING EXPERIENCE

- » Nebraska
Assistant Coach (2016-present)
- » Butler
Assistant Coach (2011-16)
- » Eastern Illinois
Assistant Coach (2005-11)
- » Stephen F. Austin
Assistant Coach (2004-05)

FAMILY

- » Wife: Nicole
- » Daughters: Avery (10) and Emma (7)

COACHING STAFF





JIM MOLINARI

ASSISTANT COACH • FIFTH SEASON

One of the most respected teachers in college basketball, Jim Molinari is in his fifth season as an assistant coach at Nebraska. Molinari has more than three decades of Division I coaching experience, including 20 years as a Division I head coach.

Molinari is a three-time conference coach of the year during his career, while he has guided nine teams to postseason play and has over 300 wins as a college head coach. In addition, he has been a member of 10 NCAA Tournament staffs during his 15 seasons as a Division I assistant coach. At Nebraska, he works with the post players and assists in opponent scouting and game-planning. Molinari played a key role in the development of All-Big Ten performer Isaac Copeland as well as Isaiah Roby in 2017-18.

Before joining the Nebraska staff in April of 2014, Molinari spent six seasons as head coach at Western Illinois, leading the Leathernecks to their first-ever postseason appearance at the Division I level. In 2012-13, he guided WIU to a 22-9 record and a share of the Summit League regular-season title with a 13-3 mark. The 22 wins were the program's highest total since moving to Division I while he was named the Summit League Coach of the Year and the NABC District 12 Coach of the Year. He was also a finalist for the Hugh Durham Award (Colleg Insider.com Mid-Major Coach of the Year). WIU led the nation in fewest fouls committed and was second in scoring defense at 52.6 points per game, while ranking in the top 75 in six categories. Molinari coached Terell Parks who was tabbed second-team NABC all-district and also named first-team All-Summit League and the Summit League Defensive Player of the Year in 2012-13.

In 2011-12, WIU broke through with an 18-15 record and an appearance in the College Basketball Invitational, the program's first-ever postseason appearance at the Division I level. The Leathernecks reached the Summit League title game for the first time since 1997, while the 18 wins were the most since 1996-97. Ceola Clark led the team earning Summit League Defensive Player of the Year for the second straight season, becoming the first player in conference history to be a two-time winner of the award. Clark was also a three-time All-Summit League performer, including a two-time first-team winner.



In 2007-08, Molinari served as an assistant coach at Ball State, following a three-year stint at Minnesota in which he was the interim head coach for most of the 2006-07 season. In his first season as an assistant at Minnesota, his defensive emphasis helped the Gophers rank third in Big Ten scoring defense (62.7 points per game). They led the league in field goal percentage defense (.424) and three-point field goal percentage defense (.274) in conference play, and allowed 62.9 points per league game, the fewest since the 1981-82 season. In 2005, Street & Smith's named Molinari the "best assistant in the Big Ten Conference."

For 11 seasons, from 1991-2002, Molinari was the head coach at Bradley University, where he amassed a 174-152 (.534) record and guided the Braves to the postseason six times - five National Invitation Tournament appearances and the 1996 NCAA Tournament. He led Bradley to a trio of 20-win seasons, including a 22-8 record in 1995-96 when he was chosen as Missouri Valley Conference Coach of the Year. He left Bradley with more league wins than any other active coach in the Missouri Valley.

From 1989-91, he was the head coach at Northern Illinois, where he posted a record of 42-17 (.712). The Huskies won the 1991 Mid-Continent Conference title, going 25-6 and setting a school record for wins. At NIU, Molinari inherited a program that had not won as many as 17 games in a season since 1981, but made a quick turnaround

with a 17-win season followed by a 25-win campaign in just his second year at the school.

At DePaul from 1979-89, Molinari helped both Ray and Joey Meyer lead the Blue Demons to national prominence. Over 10 seasons at DePaul, Molinari helped recruit college and professional stars such as Mark Aguirre, Dallas Comegys, Tyrone Corbin, Terry Cummings and Rod Strickland -- players who led DePaul to nine NCAA Tournaments and a runner-up finish in the NIT.

In addition to his collegiate coaching experience, Molinari is a veteran of national selection committees for international competition. He led the 1997 USA Basketball men's team to a gold medal at the World University Games played in Trapani, Italy. For two years in-between collegiate coaching positions, Molinari was an NBA scout for the Toronto Raptors (2002-03) and Miami Heat (2003-04).

His college playing career began at Kansas State, where he teamed with current Oklahoma head coach Lon Kruger for two seasons. After transferring to Illinois Wesleyan, where he teamed with former NBA center Jack Sikma, Molinari helped the Titans win consecutive league titles, before entering the coaching ranks in 1978 as a part-time assistant with DePaul.

Molinari earned his bachelor's degree in English from Illinois Wesleyan University in 1977 and earned a Juris Doctor from DePaul in 1980.



ABOUT MOLINARI

EDUCATION


- » B.A., Illinois Wesleyan (1977)
- » J.D., DePaul (1980)

COACHING EXPERIENCE

- » Nebraska
 - Assistant Coach (2014-present)
- » Western Illinois
 - Head Coach (2008-14)
- » Ball State
 - Assistant Coach (2007-08)
- » Minnesota
 - Interim Head Coach (2006-07)
 - Assistant Coach (2004-06)
- » Bradley
 - Head Coach (1991-2002)
- » Northern Illinois
 - Head Coach (1989-91)
- » DePaul
 - Assistant Coach (1979-89)

FAMILY

- » Sons: Mark, Billy and David
- » Daughter: Joy



COACHING STAFF

GREGORY EATON

DIRECTOR OF BASKETBALL OPERATIONS



Gregory Eaton is in his second season as director of basketball operations for the Husker basketball program. In his role, Eaton is the primary day-to-day administrator within the basketball office, coordinating team travel and serving as a liaison to administration, academics, HuskerVision, communications, marketing and life skills.

Prior to his promotion in July of 2017, Eaton served as the Huskers' video coordinator for five years. In that role, he handled film breakdown and exchanges for the coaching staff and coordinated the program's digital catalog. Eaton also served as primary coordinator of the Tim Miles' Basketball Camps and Clinics and oversaw the student managers.

Eaton came to Nebraska from Colorado State, where he served as the video coordinator on Tim Miles' staff at CSU during the 2011-12 season. He handled tape exchanges, breaking down video, recording practices and games and coordinating the team's video library, playing a significant role in the Rams reaching the NCAA Tournament for the first time since 2003. Prior to working at Colorado State, he served as a graduate assistant and the assistant video coordinator for the University of Arkansas men's basketball program during the 2010-11 season.

A native of Rehoboth, Mass., Eaton worked as an assistant video coordinator and student manager for the University of Louisville men's basketball program from 2006 to 2010, while earning his bachelor's degree in sport administration from the university. While at Louisville, the Cardinals captured a Big East championship, the No. 1 overall seed in the NCAA tournament in 2009 and reached two Elite Eights (2008 and 2009).

In addition to his work as an undergrad with the Cardinals, Eaton served as an intern with the Pawtucket Red Sox in 2008 and 2009.

Gregory and his wife Kiley were married in August of 2013.

MATT HOLT

VIDEO COORDINATOR



Matt Holt is in his second season as video coordinator for the Husker basketball program. In his role, he oversees film breakdown and exchanges for the coaching staff, coordinates the program's digital catalog and in charge of the Husker managers.

Holt came to Nebraska after spending three seasons as the director of basketball operations at Northeastern University. During his tenure at Northeastern, Holt served in a variety of roles, as the program won at least 18 games in two of the last three seasons and made the 2015 NCAA Tournament under longtime coach Bill Coen. Some of his duties included video analysis for opponent and self-scouting, assisting the coaching staff in coordinating opponent scouting, helping to coordinate and monitor academic progress, as well as handling team travel and working with campus entities to coordinate team events such as Midnight Madness and Alumni Day. During his three seasons, Northeastern had six All-Colonial Athletic Association selections, including 2017 CAA player of the Year T.J. Williams.

In addition to his three years of experience in basketball administration, Holt also served as an assistant coach for three seasons. During his two-year stint at the University of New Haven, Holt recruited prospective student-athletes and facilitated player development and game preparation. He aided in the development of New Haven's Eric Anderson, who earned NE10 Defensive Player of the Year honors in both seasons Holt was an assistant. Holt also coordinated team travel, as well as community events such as youth camps, coaching clinics, and alumni weekends.

Holt spent the 2011-12 season at Rhode Island College, where he assisted in scouting opponents. He was responsible for organizing daily team schedules, and worked closely with the compliance office to support academic progress for basketball student-athletes.

Holt, who graduated with a journalism degree from Northeastern in 2011, served as the head senior manager for the men's basketball team as an undergrad, and helped coordinate team video needs and team travel logistics. He also received a master's degree in management of sports industries from New Haven in December 2013.

TIM WILSON

BASKETBALL STRENGTH COACH



Tim Wilson is in his eighth year as Nebraska's strength and conditioning coach for men's basketball. Wilson oversees the year-round training for the Husker basketball team and has played a major role in the physical development of several All-Big Ten performers at Nebraska, including James Palmer Jr., Isaac Copeland, Andrew White III, Tai Webster, Terran Petteway and Shavon Shields.

Wilson came to Nebraska after spending three seasons at the University of Oregon, serving as the strength and conditioning coach for the Ducks men's basketball program. Wilson, a Falls City, Neb., native, spent three seasons at Oregon, helping the Ducks to 21 wins and the CBI Championship in 2011.

Prior to joining the Oregon staff, Wilson spent 11 seasons in the NBA working with the Milwaukee Bucks, where he developed and implemented the strength and conditioning programs on a year-round basis. The Bucks made the playoffs six times in his tenure in Milwaukee, including the Eastern Conference Finals in 2000-01. With the Bucks, he worked with NBA All-Stars Ray Allen, Michael Redd, Glenn Robinson and Sam Cassell, as well as former Husker Erick Strickland.

As strength and conditioning coach at the University of Pittsburgh from 1991 to 1996, Wilson dealt exclusively with the football program. Wilson served under legendary college football coach Johnny Majors and helped several student-athletes on their way to successful professional careers.

Wilson had two tours of duty as strength coach at the University of Nevada-Las Vegas, as he was named the first-ever strength coach for UNLV Athletics in 1981. At UNLV, he served under the late Jerry Tarkanian and the UNLV men's basketball program. Wilson, who trained student-athletes from all sports while with the Runnin' Rebels, was a part of the 1989-90 National Championship men's basketball program featuring the likes of Larry Johnson, Stacey Augmon and Greg Anthony. He also helped prepare Randall Cunningham and Ickey Woods for futures in the NFL. Wilson also spent four years with the Chicago White Sox (1986-89). He trained MLB Hall of Famer Carlton Fisk and all-stars Harold Baines and Ozzie Guillen during his time in the Windy City.

Wilson began his career as a graduate assistant at Nebraska after graduating from the school in 1981 with a degree in exercise science. Wilson has received certifications from both the NSCA (National Strength and Conditioning Association) and the NASM (National Academy of Sports Medicine). He has a PES and CES certification from the NASM.

Wilson and his wife Teri have one son, Tyler.

SHERYL BURBACH

ASSISTANT DIRECTOR OF BASKETBALL OPERATIONS



Sheryl Burbach in his her fourth season with the Husker basketball program and second as assistant director of basketball operations.

Burbach handles many of the business and operational functions for the coaching staff, including staff travel, expense accounts and budgeting. She also coordinates events around the Husker basketball program, including Legends Weekend and Nebrasketball Buddies Camp. She also assists in team travel, the coordination of the Tim Miles Basketball Camps and Clinics, as well as day-to-day office operations.

Prior to joining the Huskers, Burbach worked for Nebraska's 4-H Office and Nebraska Extension.

Burbach is originally from Sumner, Neb., and moved to Lincoln during high school. She and her husband, Melvin, have four sons, John, Grant, Matthew and Christopher.

DORIAN GREEN

GRADUATE MANAGER



Dorian Green is in his second season as graduate assistant manager for the Husker basketball program. In his role, Green helps in day-to-day operations for the Husker basketball program.

Green brings both playing and coaching experience to the NU program, as he served as an assistant coach at Furman University in 2013-14 before playing professionally in Europe. Green spent two seasons overseas, playing in Austria, Hungary and Germany. His final professional season came in 2015-16, when he played in Germany for Neurnberg, where he was a teammate of former Husker Dylan Talley.

A native of Lawrence, Kan., Green was a four-year starting point guard at Colorado State, helping the Rams make four straight postseason appearances. Following his senior year, he won the Thurman "Fum" McGraw Award, an award recognizing athletic and academic achievement, leadership and community service which was voted on by CSU student-athletes.

During his playing career, he appeared in a school-record 130 career games and starting on CSU's consecutive NCAA Tournament teams in 2012 and 2013. He finished his career among all-time school leaders in points (1,464, sixth), assists (373, fourth), 3-pointers (197, third) and free throws made (385, fifth). As a senior, Green garnered second-team All-MW honors, ranking second on the team with 13.0 points and 3.6 assists per game while leading the school to a school-record 26 wins. A two-time All-Mountain West selection, he averaged 13.1 points per game as the Rams won 20 games and reached the NCAA Tournament for the first time in nine years.

Green also excelled in the classroom, earning first-team Academic All-District and Academic All-Mountain West recognition. He graduated from Colorado State in 2013 with a degree in health and exercise science.

Green is currently pursuing his master's in educational administration.

VINCE FRITZ

GRADUATE MANAGER



Vince Fritz is in his first season as graduate manager for the Husker basketball program after being named to the position in August of 2018. In his role, Fritz helps in day-to-day operations of the Husker basketball program.

Fritz comes to Nebraska after playing collegiately at Missouri Southern for the past three seasons for Jeff Boschee. As a senior, Fritz played in 24 games as Missouri Southern went 20-10 in 2017-18, finished second in the MIAA and reached the 2018 NCAA Tournament. In his three seasons at the school, Fritz helped Missouri Southern to a combined 56-34 mark. He began his collegiate career at Sacred Heart (Conn.) University, where he spent his freshman season.

A native of Overland Park, Kan., Fritz prepped at Blue Valley Northwest High School where he played for coach and father Ed Fritz. A four-year letterwinner, Vince Fritz was a two-time all-state performer who helped his team to a pair of state championships in Kansas. During his junior season, Blue Valley Northwest went 25-0 and finished 19th nationally by USA Today. A two-time first-team Eastern Kansas League selection, Fritz finished as the third-leading scorer in school history. He also played football at BVNW, earning all-league accolades as a punter and defensive back.

Fritz comes from an athletic family. His father, Ed, has over 600 wins at the high school level in Kansas and has won four state titles since 2013 after playing at Baker University. His mother, Ann Costello, played collegiately at Nebraska from 1984-86, and has captured won a trio of state title at Blue Valley North. His uncle, Willie Fritz, is currently the head football coach at Tulane, while one grandfather, Vince Costello, is a member of the Cleveland Browns Hall of Fame and another, Harry Fritz, was a college football coach and executive director of the NAIA.

Vince, who is pursuing his master's in educational administration, received his undergraduate degree from Missouri Southern in 2018.

PAT NORRIS

EQUIPMENT MANAGER



Pat Norris is in his 15th season as the equipment manager for the Husker men's basketball program and serves as the equipment manager for the Bob Devaney Sports Center and Hendricks Training Complex.

A member of the American Equipment Managers Association, Norris is responsible for overseeing the day-to-day operations for equipment checkout and upkeep for six Husker athletic squads, including the men's basketball team. He worked in a similar position as a student from 1997 to 1999.

Before joining the Husker staff, Norris worked five years in Chicago. He was an installations billing coordinator at Hub Group Distribution Services and an account manager at SCR Companies.

Norris has three children, Parker, Charlie, and Maisy, and resides in Lincoln

R.J. PIETIG

BASKETBALL HEAD ATHLETIC TRAINER




R.J. Pietig is in his 12th year serving as the head athletic trainer for the Nebraska men's basketball team. He originally joined the squad midway through the 2007-08 campaign, and joined the athletic medicine staff on a full-time basis in the summer of 2009. Pietig provides preventive care at practices and games as well as rehabilitation for injured student-athletes. He attends all practices and games including traveling with the team to all away contests. Pietig also oversees a pair of athletic training students who assist with the basketball program.

A native of Carroll, Iowa, Pietig graduated from Iowa State in 2007 with a degree in health and human performance, with a specialty in athletic training. He earned his master's degree in leadership education from Nebraska in May 2009. He and his wife, Bridget, were married in April of 2018.

SHAMUS MCKNIGHT

SR. ASSOCIATE COMMUNICATIONS DIRECTOR



Shamus McKnight joined the Nebraska Athletic Department in 1997 and currently serves as a Senior Associate Communications Director after being promoted to that position in July of 2016. McKnight joined the full-time athletic department staff in 1999, and works directly with the Nebraska men's basketball and football programs.

At Nebraska, McKnight has been responsible for media guides across six sports that have earned "Best in the Nation" awards from the College Sports Information Directors of America (CoSIDA). In his 19 years at Nebraska, McKnight has earned more than 30 national publication awards from CoSIDA, including 18 publications that have placed in the top-five nationally.

He has served as host communications director for the 2006 and 2008 NCAA Women's Division I Volleyball Championships and also served on Nebraska's on-site communications team for two football national championship games, four NCAA Baseball Super Regionals as well as NCAA or conference events in baseball, women's gymnastics volleyball and men's and women's tennis.

He is a 1996 graduate of Baldwin-Wallace University with a degree in political science.

COACHING STAFF

**DAVID
 CLARE, M.D.**

**TEAM PHYSICIAN/
 ORTHOPAEDIC SURGEON**



Dr. David Clare joined Nebraska's medical staff in 2007 as an orthopaedic surgeon. The son of Nebraska's former Chief of Staff Dr. Pat Clare, David joined Nebraska Orthopaedic & Sports Medicine, PC, in 1999.

Born and raised in Lincoln, Dr. Clare completed his undergraduate studies at Nebraska, where he was a member of the Husker football team from 1985 to 1988. He also attended and played football at Nebraska Wesleyan in 1989. Clare received his medical degree from the University of Nebraska Medical Center. His residency was done at the University of Texas Health Science Center followed by a Fellowship in Sports Medicine and Adult Reconstruction.

Clare's experience as a collegiate athlete complements his sports medicine fellowship training. He also has extensive fellowship training in adult reconstruction of the hip and total joint replacement. Clare is Board Certified in Orthopaedics and Sports Medicine and is a member of the American Orthopaedic Society of Sports Medicine.

**LONNIE
 ALBERS, M.D.**

DIRECTOR OF ATHLETIC MEDICINE



Dr. Lonnie Albers has served as director of athletic medicine at Nebraska since 1995 and has been working with the athletic department since 1985. Albers, an associate athletic director for the Huskers, oversees the operations of the athletic medicine and athletic training facilities and staff.

Albers practiced clinical medicine in Lincoln for more than 10 years and has more than 20 years of experience in urgent care. He previously served as a team physician from 1985 through 1995. Albers is responsible for the medical care of student-athletes and maintains a pharmacy permit in order to dispense medicine to student-athletes as needed. Albers is a certified medical review officer and administers Nebraska's drug testing programs.

Albers earned his bachelor's degree in biology and English from Nebraska in 1977 and his M.D. from the University of Nebraska Medical Center in 1980. He also is board certified in Family Practice. Albers is married to the former Jodelle Glushenko, and they have a son, Scott, and two daughters, Michelle and Angela.

**TUCKER
 ZELENY**

**DIRECTOR OF SPORTS ANALYTICS/
 DATA ANALYSIS**



Tucker Zeleny was hired as the Director of Sports Analytics and Data Analysis in July of 2015. Zeleny joined the Husker Athletic Department after building an impressive resume in various areas at UNL.

Zeleny heads a department that is in charge of working with Nebraska's 24 varsity sports to collect, analyze and summarize data related to team and individual performance. Zeleny and his staff also work with support staff areas within the department to collect, analyze and summarize data related to department operations.

Zeleny earned his doctorate in statistics from Nebraska in May of 2015. His dissertation involved multivariate time series on multiple time scales with applications toward weight lifting data collected by the Husker football team. Zeleny completed his bachelor's degree in mathematics at Nebraska in 2010 before joining the statistics department as a teaching assistant. He completed his master's degree in statistics in 2012.

A native of Carleton, Neb., Zeleny has worked as a data analyst at Madonna Rehabilitation Hospital and the Nebraska Athletic Performance Laboratory.

**BRETT
 HASKELL**

DIRECTOR OF SPORTS PSYCHOLOGY



Dr. Brett Haskell, Ph.D., was promoted to Director of Sports Psychology in July of 2018.

In her role, Dr. Haskell provides counseling, psychological services, mental skills training, teambuilding and leadership development services for each of Nebraska's 24 sports and more than 600 Husker student-athletes. Haskell works closely with student-athletes to help them develop skills and techniques that enhance personal well-being, address mental health concerns and optimize performance. She also works with coaches to provide team interventions that build student-athlete resilience and grow mental resolve.

Dr. Haskell came to Nebraska in September of 2014 after serving as a counseling and sport psychology postdoctoral counselor at Kansas. Along with obtaining her doctoral degree from Kansas in Counseling Psychology, Dr. Haskell provided counseling and performance enhancement training to Jayhawk student-athletes for five years.

Dr. Haskell earned her bachelor's degree in psychology from Nebraska-Kearney in 2005 and her master's degree in sport psychology from North Carolina-Greensboro in 2008. While at UNK, she was a member of the Loper volleyball team. Dr. Haskell resides in Lincoln with her husband, Brian, son Ezra and daughter Parker.

**CHRIS
 BACH**

**DIRECTOR OF NEBRASKA
 ATHLETIC PERFORMANCE LABORATORY**



Chris Bach, Ph.D., CSCS, was named the director of the NAPL in September of 2018 and is in his third year working for the Athletic Department. Prior to his work in the Nebraska Athletic Performance Laboratory, Bach served as a research assistant with the Institute of Sports Sciences and Medicine at Florida State University where he focused on performance enhancement and the development of elite athletes.

Bach earned his bachelor's degree in Biochemistry, Cellular, and Molecular Biology (2010) and his master's degree in Kinesiology with a concentration in Exercise Physiology (2012) at the University of Tennessee. He then earned his Ph.D. in Exercise Physiology at Florida State University (2016) where his work focused on the integration of exercise training, nutrition, and environmental factors to improve body composition and athletic performance in athletes. Additionally, Bach is a Certified Strength and Conditioning Specialist (CSCS) through the National Strength and Conditioning Association (NSCA).

Bach's research interests currently focus on the physiological aspects of athlete training and performance. He works with coaching, performance, and athletic medicine staffs on the implementation of GPS, heart rate monitors, and other technology to help monitor training load, optimize training and recovery, and reduce the risk of injuries. This work has led him to collaborate with researchers on both a national and international level.

**ANDREW
 CONSTANS**

VIDEO PRODUCTION SPECIALIST



Andrew Constans joined the athletic department in April of 2017 as a video production specialist in HuskerVision. Constans handles conception and creation of big screen content and works on the Nebraska Football, Nebraska Basketball, and N'Side Nebraska shows.

Prior to coming to Nebraska, Constans worked as a digital content producer at Nebraska-Omaha and was a student worker specializing in football and hockey at Minnesota.

A native of Eden Prairie, Minn., Constans graduated from Minnesota with a bachelor's degree in journalism.

**DENNIS
 LEBLANC**

EXECUTIVE ASSOCIATE A.D./ACADEMICS



Dennis Leblanc was named Nebraska's Executive Associate AD for Academics in 2015, after being promoted from Senior Associate Athletic Director for Academic Programs and Student Services. He has directed the academic program since 1993. Leblanc, who has been with the Academic Support Program for Student-Athletes since 1987, joined the Nebraska Athletic Department in 1983 as a member of the track and field staff.

Under Leblanc's leadership, Nebraska has become the national leader in CoSIDA Academic All-Americans and NCAA Today's Top Ten Award honorees. Since he joined the academic staff in 1987, 257 of Nebraska's 333 CoSIDA Academic All-Americans have been honored, while NU has claimed 14 of its 17 NCAA Today's Top Ten Award recipients. Over 3,000 Husker student-athletes have earned their degrees during Leblanc's tenure.

The 89 percent Graduation Success Rate (GSR), reported in the 2017-18 academic year, for the Nebraska student-athletes was the highest GSR ever achieved for the fifth consecutive year. In addition all Nebraska teams achieved an NCAA Academic Performance Rate (APR) of 977 or higher which is the best in school history and marks the fourth consecutive year that all teams attained an APR better than 950.

Over the past decade, Nebraska's academic support program for student-athletes has received outstanding reviews from the NCAA Certification Review Team and the Nebraska Faculty Intercollegiate Athletics Committee. In 2012, Nebraska's program became one of only 21 programs nationally to be certified by the National Association of Academic Advisors for Athletes (N4A) for meeting the established standards of service for student-athletes as outlined by the N4A.

Leblanc is a member of the N4A, and in 2002 he received its prestigious Lan Hewlett Award presented to an athletic administrator in recognition of distinguished performance in providing personal, academic and professional guidance to student-athletes.

Leblanc was presented the Chancellor's Award for Exemplary Service to Students at the 2004 University of Nebraska Honors Convocation, which recognizes individuals who go above and beyond their assigned duties, devoting extra time and effort in serving the needs of students. In 2005, he was presented with Honorary Mortar Board membership honoring him for his leadership and service to students. In 2007, Leblanc received the Hero Mentor Award through the American Red Cross, which annually recognizes a person for outstanding leadership and mentoring.


Leblanc earned his bachelor's degree from Bethany College, and a master's degree from Wichita State University. He and his wife, Coreen, have four children: Olivia, Christian and twins Madeleine and Mackenzie.

BASKETBALL STUDENT SUPPORT STAFF

COACHING STAFF



Michael Bania
Student Manager



Jacob Bigelow
Student Manager



Austin Diedrichsen
Student Manager



Emma Hoiberg
Office Assistant



Ulysses Johnson III
Student Manager




Josh Landers
Student Manager



Andrew Lee
Student Manager




Noah Llitas
Head Student Manager



Daniel Mitchell
Student Manager



Sean Peterson
Student Manager



Nick Pieloch
Student Manager



Jaden Reekie
Student Manager




Matt Rosa
Student Athletic Trainer



Sam Roth
Student Athletic Trainer



Ryan Schreurs
Student Manager



Austin Sleight
Head Student Manager



Emmet Storer
Student Manager



Grayson Wagner
Basketball Intern



Dalton Zelenka
Student Manager



CREATIVITY IS THE ANSWER
CREATIVITY IS THE ANSWER
CREATIVITY IS THE ANSWER
CREATIVITY IS THE ANSWER
CREATIVITY IS THE ANSWER
CREATIVITY IS THE ANSWER
CREATIVITY IS THE ANSWER
CREATIVITY IS THE ANSWER
CREATIVITY IS THE ANSWER
CREATIVITY IS THE ANSWER



ATHLETIC DIRECTOR
BILL MOOS

RONNIE GREEN

**CHANCELLOR
 THIRD YEAR**

**VIRGINIA TECH
 1983**



NEBRASKA'S CHANCELLORS

- 1871-1876 Allen R. Benton
 - 1876-1882 Edmund B. Farfield
 - 1884-1888 J. Irving Manatt
 - 1888-1891 Charles E. Bessey
 - 1891-1895 James H. Canfield
 - 1895-1898 George E. MacLean
 - 1900-1909 E. Benjamin Andrews
 - 1908-1927 Samuel Avery
 - 1927-1938 Edgar A. Burnett
 - 1938-1946 Chauncey S. Boucher
 - 1947-1953 Reuben G. Gustavson
 - 1953-1954 John K. Selleck*
 - 1954-1968 Clifford Hardin
 - 1968-1971 Joseph Soshnik
 - 1972-1975 James H. Zumberge
 - 1975-1976 Adam C. Breckenridge*
 - 1976-1980 Roy A. Young
 - 1980-1981 Robert H. Rutford*
 - 1981-1991 Martin A. Massengale
 - 1991-1991 Jack Goebel*
 - 1991-1995 Graham B. Spanier
 - 1995-1996 Joan R. Leitzel*
 - 1996-2000 James Moeser
 - 2000-2016 Harvey S. Perlman
 - 2016-pres. Ronnie Green
- * Interim Chancellor

Ronnie D. Green is the 20th chancellor of the University of Nebraska–Lincoln. He was appointed as chancellor on April 6, 2016 and assumed the duties of the office on May 8, 2016. An official installation ceremony was conducted on April 6, 2017.

In July 2010, Ronnie Green was appointed as the Harlan Vice Chancellor of the UNL Institute of Agriculture and Natural Resources and Vice President for Agriculture and Natural Resources of the University of Nebraska system. In June 2015, Dr. Green also assumed the interim role of Senior Vice Chancellor for Academic Affairs, the institution's chief academic officer.

Dr. Green was raised on a mixed beef, dairy, and cropping farm in southwestern Virginia. He received B.S. and M.S. degrees in animal science from Virginia Tech and Colorado State University, respectively. His doctoral program was completed jointly at the University of Nebraska–Lincoln and the USDA-ARS U.S. Meat Animal Research Center in animal breeding and genetics.

Ronnie has served on the animal science faculties of Texas Tech University and Colorado State University, as the national program leader for animal production research for the USDA's Agricultural Research Service,

and as executive secretary of the White House's interagency working group on animal genomics within the National Science and Technology Council. Prior to returning to the University of Nebraska, he served as senior global director of technical services for Pfizer Animal Health's (now Zoetis) animal genomics business.

Dr. Green is an internationally recognized authority in animal genetics; he has published 130 refereed publications and abstracts, nine book chapters and 56 invited symposia papers; and has delivered invited presentations in 43 U.S. states and 21 countries around the world. He is a past-president of the American Society of Animal Science (ASAS) and has served in a number of leadership positions for the U.S. Beef Improvement Federation, National Cattlemen's Beef Association, National Pork Board, and National Research Council. He currently serves on the board of directors of the Association of Public Land-grant Universities (APLU), Neogen Corporation, and the national Alpha Gamma Rho fraternity. He has been honored as a Fellow of both ASAS and the American Association for the Advancement of Science.

Ronnie and best friend Jane are the parents of four children, all graduates of, or enrolled at, the University of Nebraska–Lincoln. Justin, a political science/history graduate, is a political journalist in Washington, D.C.; Nate is a graduate of the College of Business and Nebraska Law and is with Hausmann Construction in Lincoln; Kelli is an advertising, public relations and global studies graduate and is preparing for the ministry at Princeton Theological Seminary; and Regan is a current student in human development and family science and agricultural communications. Collectively, members of the Green family hold or are pursuing a total of 15 University of Nebraska–Lincoln degrees.

JOSEPHINE POTUTO, J.D.

**FACULTY ATHLETICS REPRESENTATIVE
 21ST YEAR**

**RUTGERS' DOUGLASS
 1967**



NEBRASKA'S FACULTY REPS

- 1931-1946 T.J. Thompson
- 1947-1958 Earl Fullbrook
- 1959-1964 Charles S. Miller
- 1965-1968 Merk Hobson
- 1969-1970 John R. Davis
- 1971-1982 Keith L. Broman
- 1982-1997 James O'Hanlon
- 1997-pres. Josephine Potuto

Josephine (Jo) R. Potuto, the Richard H. Larson Professor of Constitutional Law, has been Nebraska's faculty representative (FAR) at the NCAA and conference level since May 15, 1997.

In 2002, Potuto was named Outstanding Faculty Athletics Representative by the All-American Football Foundation. From 2008-09 to 2011-12 she was president of the 1A FAR (FARs from FBS institutions). Among her NCAA positions, Potuto spent nine years (the maximum)

on the NCAA Division I Committee on Infractions (chair her last two years). She was one of three Big 12 Conference representatives on the NCAA Division I Management Council, and served on the NCAA Men's Gymnastics Championship Committee and an NCAA-wide (all divisions) committee to advise NCAA staff on student-athlete issues and educational programming for coaches, staff, and student-athletes. She currently serves on the NCAA Interpretations Committee.

A sports law expert, Potuto regularly lectures on sports issues in general and NCAA processes in particular. She has presented to, among others, the Knight Commission on Intercollegiate Athletics, the National Association of College and University Attorneys, the Association of Public and Land Grant Universities, and the National Association of Collegiate Directors of Athletics, as well at numerous university and law college conferences. She is an expert witness in litigation involving sports issues and a media "go-to" person. Potuto also lectures and consults on risk management and on free speech issues.

Potuto is a past adviser to the Uniform Law Commissioners Committee to draft a sports agent statute, has drafted rules governing search and seizure and hearings for the Nebraska Racing Commission, and also has written on issues of gender equity in college athletics. She has authored numerous articles on sports law issues. She just completed an article on how baseball hitting informs legal argument. The article is in the National Baseball Hall of Fame archives.

Potuto teaches constitutional law, procedure, federal jurisdiction, and sports law. She has been a visiting professor of law at the University of Arizona, Rutgers University, the Cardozo College of Law at New York's Yeshiva University, the University of Oregon, the University of North Carolina, and Seton Hall University. She currently teaches in the Summer Sports Law Institute at Oregon Law School.

Potuto was project director and a drafter of the Uniform Law Commissioners Sentencing and Corrections Act, as well as the drafter for the Nebraska Supreme Court Committee to Draft Criminal Jury Instructions. She is the author of three books. She was elected to membership in the American Law Institute, the Nebraska State Bar Foundation, and the Douglass Society.

Potuto earned her bachelor's degree in journalism at Rutgers' Douglass College, and her master's degree in English literature at Seton Hall. She earned her juris doctorate at the Rutgers Law College.

She is a member of the bars of Nebraska and New Jersey and is admitted to practice before the U.S. Supreme Court, the U.S. Court of Appeals for the Third Circuit, and the U.S. District Courts for Nebraska and New Jersey.

HANK M. BOUNDS, PH.D.

**UNIVERSITY OF NEBRASKA PRESIDENT
FOURTH YEAR**

**SOUTHERN MISSISSIPPI
1991**



On January 12, 2015, the Board of Regents appointed lifelong educator Hank M. Bounds, Ph.D., as the seventh president of the University of Nebraska (NU). Bounds began his tenure on April 13, 2015, bringing a demonstrated record of expanding opportunities for students, improving higher education outcomes and efficiencies, and building successful partnerships with policymakers, donors and business leaders.

He has continued working to improve educational outcomes and build partnerships since his arrival in Nebraska. Bounds has connected with leaders within the university, in the private sector, in government and in the military to increase collaboration and innovation. In late 2015, he worked with the University of Nebraska Foundation to launch a two-year, \$200 million fundraising initiative to increase access and create success for current and future students. In 2015, Bounds also launched a university-wide Food for Health initiative—the first of several programs designed to increase collaborations across NU and incentivize new research that addresses critical issues important to Nebraskans and result in greater research funding opportunities. Supporting quality teaching is an important focus for Bounds, and in the spring of 2016, he made a \$3.5 million strategic investment to hire additional faculty and expand NU’s online course offerings. And, Bounds announced in late 2015 that NU’s enrollment had grown to its highest level in 22 years — marking progress toward the Board of Regents’ goals to expand educational access to Nebraskans and attract more talent to the state to meet workforce needs.

Bounds grew up in Mississippi. His service in the Army National Guard helped him pay for college, and he earned bachelor’s and master’s degrees from the University of Southern Mississippi and a doctorate from the University of Mississippi.

Bounds has devoted his 25-year career to helping change students’ lives in the same way education opened doors in his own life. He began as a high school teacher, then rose to principal, superintendent and state superintendent before becoming Mississippi’s commissioner of higher education in 2009. In that role, he oversaw a complex system of eight public universities. Today, under his leadership, the University of Nebraska enrolls nearly 52,000 students, employs over 13,000 faculty and staff, and operates with an annual budget of \$2.5 billion - including \$235 million in research expenditures.

He has identified four cornerstones that will separate NU from the rest of higher education and define a new era in university history: 1) The University of Nebraska will be the best university in the nation to be a student. 2) The University of Nebraska will transform lives through research and innovation. 3) The University of Nebraska will work hand in hand with our partners to achieve our goals. 4) The University of Nebraska will win with people.

Bounds holds a faculty appointment in the College of Education and Human Sciences at the University of Nebraska-Lincoln and courtesy faculty appointments in the Colleges of Education at the University of Nebraska at Omaha and the University of Nebraska at Kearney. He serves on the board of directors for several organizations, including the National Association of System Heads (NASHE), the Robert B. Daugherty Water for Food Institute, the Nebraska Innovation Campus Development Corporation, the Nebraska Advanced Manufacturing Coalition and the Consultation Committee for US Strategic Command (USSTRATCOM). He is also on the Board of Governors for the Knights of AKSARBEN.

Bounds and his wife, Susie, are the parents of a son, Will, and a daughter, Caroline. They reside in Lincoln.

The Board of Regents consists of eight voting members elected by district for six-year terms, and four non-voting student Regents, one from each campus, who serve during their tenure as student body president. The board supervises the general operations of the university, and the control and direction of all expenditures. The board also includes a corporation secretary who manages all records including agendas, minutes, notices, policies and bylaws. Those documents can be found on the web at nebraska.edu/board/.



The board meets regularly, primarily in Lincoln but also in Omaha and greater Nebraska. Persons wishing to provide information to the board or to appear before it should contact: Corporation Secretary, University of Nebraska, Varner Hall, 3835 Holdrege, Lincoln, NE 68583.



Timothy Clare
Lincoln



Hal Daub
Omaha



Howard Hawks
Omaha



Bob Phares
North Platte



Jim Pillen
Columbus




Robert Schafer
Beatrice



Paul Kenney
Amherst



Bob Whitehouse
Omaha




Logan Krejdl
Nebraska-Kearney



Hunter Traynor
Nebraska-Lincoln



Sarah Hotovy
Nebraska-Medical Center



Renata Valquier Chavez
Nebraska-Omaha

BILL MOOS

ATHLETIC DIRECTOR
SECOND YEAR

WASHINGTON STATE
1973



Honor the past. Live the present. Create the future.

Nine simple words that carry impressive significance and undeniable responsibility. Words that Nebraska's athletic director uses to lead his programs and set the tone for building champions in competition and in life.

William H. (Bill) Moos was named Nebraska's Athletic Director on Oct. 15, 2017, and fully assumed those responsibilities on Oct. 23, 2017.

Moos, who became the 15th athletic director in the history of the storied Cornhusker program, brings nearly 25 years of experience as an athletic director at three Division I schools (Washington State, Oregon, Montana) with him to Nebraska. More importantly, he brings an impressive track record of success in building outstanding programs, developing long-term relationships, and for doing what is best for his schools, its fans and most importantly, its student-athletes.

"When you name the top three, four, five athletic programs in the great positions as an athletic director, Nebraska is in that same breath," Moos said at his introductory press conference at Memorial Stadium. "I want you to know that my motto has always been, in the 25 years I have been a Division I athletic director and it will be here too is very simple - honor the past, live the present, create the future."

In his first six months at Nebraska, Moos made three coaching hires. He drew universal praise for hiring Scott Frost, the 2017 consensus national coach of the year, as Nebraska's head football coach in December. Following the spring semester, Moos also hired Mark Hankins to coach the men's golf team and Sean Maymi to lead the men's tennis program.

He also oversaw several team successes in his first six months in Lincoln. Moos watched the volleyball team win its fifth national title and second in three seasons in December. In 2018, both the men's and women's gymnastics teams finished in the top six at the NCAA Championships, while bowling finished third and rifle finished eighth. Nebraska also continued its excellence in the classroom, producing four CoSIDA Academic All-Americans, including three first-team selections. The awards increased Nebraska's nation-leading total to 333 all-time CoSIDA Academic All-Americans across all sports.

Moos came to Lincoln after spending seven-plus years at Washington State (2010-17). He previously served 12 highly successful seasons as the athletic director at Oregon (1995-2007). During his time at his alma mater, Moos wasted little time in making his impact felt in Cougar Athletics, spearheading a department-wide rebranding effort with Nike while securing a 10-year, \$35 million marketing rights agreement with IMG College. In addition, the 2004 WSU Alumni Achievement Award winner gained Regents approval for a \$130 million addition and remodel of Martin Stadium, featuring a remodeled press box with luxury seating, including suites, loge boxes and club room.



Nebraska Athletic Director Bill Moos has nearly a quarter of a century of experience as an athletic director, including stints at Oregon and Washington State.

NEBRASKA'S ATHLETIC DIRECTORS

1928-1931	H.D. Gish
1932-1936	Dana X. Bible
1937-1942	Lawrence McCeney "Biff" Jones
1942-1947	A.J. Lewandowski
1948-1953	George "Potsy" Clark
1954-1960	J.W. "Bill" Orwig
1961*	Charles Miller & Joseph Soshnik
1962-1966	W.H. "Tippy" Dye
1967-1992	Bob Devaney
1993-2002	Bill Byrne
2003-2007	Steve Pederson
2007-2012	Tom Osborne
2013-2017	Shawn Eichorst
2017-pres.	Bill Moos
*Interim Co-Directors	

Also included in the project was a state-of-the-art video board and an 80,000-square-foot football operations building that served as the stadium's showpiece and opened in May 2014. As the dean of Pac-12 athletic directors, Moos was at the forefront of the conference's procurement of a 12-year, \$3 billion television contract with FOX and ESPN, a landmark agreement in college athletics. Under Moos' direction, the Cougar Athletic Fund's Annual Giving program saw an 81 percent increase in gifts while CAF donor members rose from nearly 4,000 to more than 7,500.

Additional facility enhancements under Moos included a center-hung video board in Beasley Coliseum that was installed prior to the 2011-12 season, giving Cougar basketball one of the premier fan experiences in the conference. An indoor golf hitting facility was also completed in early 2013, and Lower Soccer Field underwent a major renovation making the venue TV-ready while also providing one of the best playing surfaces on the West Coast, along with the addition of lights and a new scoreboard.

Other enhancements were made to the Moobery track facility, Bailey-Brayton Field, the basketball practice gym, Gibb Pool and the Simmelink Indoor tennis courts. In Moos' seven years at WSU, Cougar student-athletes and coaches accounted for 805 academic all-conference selections, 130 all-conference accolades, 45 All-America honors and three Pac-12 Coach-of-the-Year honors.

Moos served as Oregon's director of athletics from July of 1995 to 2007. While at Oregon he oversaw a 17-sport athletic department that grew to national prominence during his tenure. Oregon's annual athletic department budget grew from \$18.5 million in his first year to more than \$40 million by 2007, becoming 100 percent self-sufficient during that time. Under his direction the Duck Athletic Fund donor base increased from 4,930 to 12,290, resulting in an annual gifts increase from \$4.1 million to \$15.3 million.

Moos initiated more than \$160 million in facility improvements while at Oregon. Included in that was the \$90 million Autzen Stadium renovation in 2002, which added 12,000 new seats, 32 new suites, a new Club at Autzen and a new press box to the stadium. In his 12 years, the Ducks ranked first in Pac-10 football attendance 11 times, reaching 100 percent capacity in each of those seasons.

During Moos' tenure, Oregon athletics captured 13 Pac-10 championships across six different sports. He increased opportunities for women by adding two intercollegiate programs, soccer and lacrosse, and negotiated an all-inclusive shoe and apparel contract with Nike, one of only 14 in the country at the time. From an academic standpoint during Moos' tenure, Oregon student-athletes collected 722 academic all-conference selections, 34 Academic All-America selections, nine NCAA Postgraduate Scholarship recipients and one NCAA Top Ten Award.

During his first stint as a collegiate athletic director at Montana (1990-95), Moos created an academic support program and hired its first athletic academic coordinator, developed a facility enhancement plan that created more than \$4 million in improvements, and lifted the school's fund-raising efforts to show a 300 percent increase in private and corporate gifts. Academically, Montana student-athletes were equally successful as the athletic department achieved a graduation rate 20 percent higher than the general university enrollment. Under Moos' watch Montana garnered 269 academic all-conference selections, five Academic All-Americans and two NCAA Postgraduate Scholarship recipients.

Moos began his athletic career as an athletic administrator in 1982 as assistant athletic director at Washington State. He also served as the school's associate athletic director (1988-90). At Washington State, he was director of development for more than five years and associate director for nearly two years, supervising all external operations. Prior to that, he managed and owned private businesses in Washington and Oregon for eight years. He was a student assistant football coach at Washington State for the 1973 season, then spent part of 1974 in Washington, D.C., serving as a government intern.

Raised on a wheat and cattle ranch in eastern Washington, Moos attended high school in Olympia when his father served in the governor's cabinet. Moos earned his bachelor's degree in history from WSU and was a three-year letterman in football before concluding his collegiate career by representing Washington State in the 1972 East-West Shrine All-Star Game in San Francisco.

He served as co-captain on the Cougars' 1972 squad and garnered first-team All-Pac-8 Conference honors. Moos and his wife Kendra have three daughters, Christa, Brittany and Kaiti; and two sons, Bo and Benjamin.

**MARC
 BOEHM**

**EXECUTIVE ASSOCIATE ATHLETIC DIRECTOR
 13TH YEAR**

**KANSAS STATE
 1984**



A member of Nebraska's administration since May 2003, Marc Boehm (pronounced BAME) serves as Executive Associate Athletic Director for External Operations. Boehm serves as the sport supervisor for the Nebraska men's basketball program. He also serves as the liaison to Pinnacle Bank Arena, the NU Foundation, the Nebraska Alumni Association and IMG.

He oversees all external areas of the department, including development, ticketing, communications, emerging media, marketing and HuskerVision.

Boehm played a lead role during the men's and women's basketball programs move into Pinnacle Bank Arena in 2013-14. He also worked to help develop Nebraska's new practice facility - the Hendricks Training Complex - which opened in October of 2011.

Boehm has worked to create a fan-friendly atmosphere at men's and women's basketball, leading to record-setting attendances and season ticket sales for both programs.

In 2013-14, the men's basketball program sold out its season tickets for the entire year in May of 2013 in anticipation of the first season at Pinnacle Bank Arena. The more than 15,000 Husker fans that packed the new arena watched the Big Red roll to a 15-1 home record on their way to the 2014 NCAA Tournament.

NU ranked 11th nationally in average home attendance (15,492) in 2017-18, while the Huskers won 22 games and advanced to the postseason for the sixth time under Boehm's watch. The Huskers went 13-5 in the always powerful Big Ten Conference.

Boehm was also the sport supervisor for women's basketball during the most successful stretch in school history. The Husker women earned seven NCAA Tournament bids, including a pair of NCAA Sweet 16 appearances in 2010 and 2013. The Huskers have produced the four highest single-season win totals in NU history over the past seven years. The Big Red have finished the season ranked in the top 25 in four of the past seven seasons - the first four top-25 final national rankings in school history.

In 2013-14, Nebraska won its first-ever women's basketball conference tournament title, claiming the Big Ten crown with a 3-0 run in Indianapolis.

In 2017-18, the Huskers produced the nation's largest turnaround in the win column.

Nebraska's 14-win improvement allowed the Big Red to finish with a 21-11 overall record that included a tie for third with an 11-5 mark in the Big Ten Conference. The Huskers advanced to the Big Ten Tournament semifinals before competing in the 2018 NCAA Tournament under Big Ten Coach-of-the-Year Amy Williams.

The Nebraska women's basketball program also ranked among the top 25 nationally in average home attendance for nine consecutive seasons.

Boehm also played a lead role in bringing NCAA Tournament basketball to Lincoln for the first time since 1993, as the Husker women played host to the NCAA Lincoln Regional. Eventual national champion UConn, Texas A&M, DePaul and BYU battled for a spot in the 2014 NCAA Women's Final Four. The two sessions attracted well over 17,000 fans.

Boehm, who played a significant role in aiding Nebraska's functional transition to the Big Ten Conference in 2011-12, was also instrumental in conceptualizing and developing the Husker Nation Pavilion, which is the premier pregame event around home football games.

Boehm also took the lead role in obtaining First National Bank and Ameritas as premier sponsors for the Nebraska Athletic Department for a combined deal worth more than \$7 million over a three-year period. First National Bank and Ameritas joined Verizon, Pepsi and adidas as premier corporate sponsors for Husker athletics.

Boehm held the same position at Pittsburgh from 1997 to 2003. Boehm assisted in the rise of the Panthers' basketball program with the men's team posting back-to-back Sweet 16 appearances in the NCAA Tournament. During construction of the Panthers' new athletic facilities, Boehm played a central role in Pitt's athletic teams moving to the UPMC Sports Performance Complex, Heinz Field and the Petersen Events Center.

Boehm served as interim athletic director at Pittsburgh for nearly five months before coming to NU. During that time, he hired men's basketball head coach Jamie Dixon.

Boehm also spent five years as associate executive director of the Tostitos Fiesta Bowl. He directed and managed a 125-member fund-raising committee of Arizona business people responsible for generating more than \$4.5 million in cash and in-kind partnerships. Previously he spent four years as associate executive director and public relations director of the Sun Bowl from 1987 to 1991.

Born in Grand Island, Boehm earned his bachelor's degree in communications from Kansas State in 1984 and added a master's degree in sports management from St. Thomas (Fla.) University in 1985. Boehm and his wife, the former Janelle Broderick of Minot, N.D., have three boys, Broderick, Christian and Lukas John.

ADMINISTRATION

ATHLETIC DEPARTMENT ADMINISTRATION



Bill Moos
Athletic Director



Bob Burton
*Deputy A.D./
 Chief of Staff*



John Jentz
*Deputy A.D./
 Chief Financial Officer*



Pat Logsdon
*Deputy A.D./
 Senior Woman Administrator*



Marc Boehm
*Executive Associate A.D./
 External Operations*



Dennis Leblanc
*Executive Associate A.D./
 Academics*



Jamie Vaughn
*Executive Associate A.D./
 Compliance*

N 2018-19 NEBRASKA BASKETBALL ATHLETIC DEPARTMENT STAFF



Holly Adam
Assistant A.D./
Ticketing



Lonnie Albers, M.D.
Associate A.D./
Athletic Medicine



Chris Anderson
Associate A.D./
Community,
Governmental &
Charitable Relations



Mike Arthur
Director of Strength
& Conditioning
Performance Research



Melissa Baack
Director of Business
Enterprises



Christopher Bach
NAPL Director



DaWon Baker
Diversity and
Inclusion Director



Alvin Banks
Coordinator of Student-
Athlete Development



Doug Banks
Senior Director of
Development



Ridge Barber
Digital Media
Content Producer



Leslie Barger
Dir. of Development
Events & Stewardship



Jonathan Bateman
Assistant Director of
Compliance



Deveron Baxter
Training Table
Team Leader



Gil Becerra
HVAC/Service
Technician



Traci Becker
Accounting
Associate



Tyson Billings
Assistant Ticket &
Engagement Manager



Derek Bond
Assistant Director of
Athletic Events



Jake Blattner
Performance Nutrition
Coordinator



Derek Bond
Assistant Director of
Athletic Events



Sam Bowlsbey
Assistant Equipment
Manager



Daisymae Brayton
Assistant A.D./Human
Resources



Brad Brown
Assistant Athletic Trainer



Nick Burkhardt
Director of Creative and
Emerging Media



Stacey Burling
Director of Education &
Engagement Programs



Erynn Butzke
Spirit Squad
Head Coach



Jessica Calvi
NAPL Senior
Research Associate



Juanita Carstens
Capital Planning, Construction
& Events Secretary



Chad Carter
Electrician



Chad Chiesa
IT Operations
Manager



**Angela
Christ-Zemunski**
Asst. Ticketing &
Engagement Manager



David Clare, M.D.
Team Physician/
Orthopaedic Surgeon



Karen Cook
Husker Power
Staff Secretary



Sammi Cowger
Director of
PEO Programs



Stewart Craig
Memorial Stadium
Trade Supervisor



Scott Crawford
NAPL Post-Doc
Research Associate



Kim Daniel
Custodial Supervisor



Matt Davidson
Director of Events



Megan Davison
Business Associate



Mike Dobbs
Executive Director
of the N Club



Ryan Donahoe
Plumber/Pipefitter
Devaney Sports Center



Kalyn Doyle
Assistant Director
of Compliance



Tom Dufresne
Assistant Athletic Trainer



**Robert Dugas,
M.D.**
Chief of Staff



Andrea Einspahr
Learning Specialist



Paul Ellenberger
Guest Relations/
Security Attendant



Dave Ellis
Director of Performance
Nutrition



Jolene Emricson
Sr. Director of
Assistant Athletic Trainer



Anton Engel
Guest Relations/
Security Attendant



Boyd Epley
Assistant A.D./Strength
& Conditioning



Brian Erickson
Custodian/Events
Setup Assistant



Jane Farrell
Human Resources
Coordinator



Mary Fisher
Custodian/Events
Setup Assistant



Dan Floyd
Director of Information
Technology



Mattie Fowler
Senior Director of
Development Operations



Kate Frazier
Assistant Director
of Life Skills



Derek Freeman
Sr. Director of
Developmental Analytics
& Technology



Lindsey Freeman
Director of Development



Shawn Gariboy
Dining Service Associate



Herman Gesch
Guest Relations/
Security Attendant



Holly Glenn
Compliance Secretary



Randy Gobel
Assistant Director of
Facilities (Devaney)



Ray Godtel
Guest Relations/
Security Attendant



Jeff Green
Electrician



Mike Greenfield
Building Services
Manager



Marla Grose
Director
of Development



Brittany Gruntorad
Director of Ticketing &
Engagement



Scott Guthrie
Chief Engineer



Anne Hackbart
Project Coordinator/
Softball Office Manager



Jami Hagedorn
Assistant A.D./
Business Operations



Janell Hall
Director of Concessions
Operations



Nancy Hamann
Dining Service Associate



Drew Hamblin
Assistant Athletic Trainer



Brett Hansen
Help Desk Manager



Chynna Hardy
Capital Projects
Coordinator



Jack Harper
Custodian, Events Setup



Alex Harris
Assistant Director
of Marketing & Fan
Experience



Justin Harris, M.D.
Team Physician,
Orthopaedic Surgeon



Lauren Harris
Assistant Director
Strength &
Conditioning



Bryan Harrod
Assistant Equipment
Manager



Stuart Hart
Women's Basketball
Strength & Conditioning
Coach



Kirk Hartman
Executive Director of Video
Production



Ryan Hasenkamp
NAPL Senior Research
Associate



Sheri Hastings
Academic Counselor



Caleb Hawley
Academic Counselor



Eric Haynes
Assistant A.D./
Facilities



Lonna Henrichs
Director of
Licensing



Tim Henrichs
Assistant Director of
Athletic Events



Matt Henry
Dir. of Development
Engagement



Kevin Herbel
Director of Planning
& Reporting



Jared Hertzler
Turfgrass Manager



Jean Hinton
Administrative Associate



Schuyler Hoffer
Dining Services
Associate



Amanda Holzwarth
Video Production
Coordinator



Matt Honnor
Custodian/
Events Setup



Phil Hood
Trade Supervisor



Ruth Hood
Dining Service Associate



Denise Howell
Learning Specialist



Leah Huber
Academics
Administrative Assistant



Ben Huememann
Projects Assistant for
Capital Planning



Butch Hug
Associate A.D./
Events



Syed Hussain
Guest Relations/
Security Attendant



John Ingram
Associate A.D./
Capital Planning &
Construction



Katie Jewell
Associate Director of
Academic Programs



Eric Johnson
Assistant Strength Coach



Jena Johnson
Associate Director
of Compliance



Todd Johnston
Assistant Athletic
Trainer



Patrick Kelly
Compliance Assistant/
Security



Marcia Kennedy
Assistant Athletic
Trainer



Nikki Kimura
Assistant Spirit
Squad Coach



Jeff Kinnison
Custodian/
Events Setup



Eric Kissinger
Guest Relations/
Security Attendant



Shot Kleen
Assistant A.D./
HuskerVision



Brian Kmita
Asst. Director
Strength &
Conditioning



Lisa Kopecky
Assistant Director of
Performance Nutrition



Kyle Kotrous
Assistant Equipment
Manager



Dale Kruse
Director of Athletic
Food Service



Ty LaFollette
Custodian/
Events Setup Assistant



Laura Leffler
Assistant Director of
Creative & Emerging
Media



Mitzi Lenz
Executive Specialist



Lisa Loewenstein
Assistant Athletic Trainer



Jennifer Matlock
Dining Service Associate



Mark Mayer
Head Football
Athletic Trainer



Danny McEntarffer
Guest Relations/
Security Attendant



Brandon Meier
Senior Associate A.D./
Marketing and Multimedia



Lauren Meyers
Assistant Director
of Sports Analytics



Alan Moore
Electrician



Andy Moser
Event Management
Specialist



Micheal Myers
Assistant Ticketing &
Engagement Manager



Blake Nelson
Assistant Turf
Manager



Mike Nieman
Academic Counselor



Diane Niefertfeld
Shipping &
Receiving Clerk



Lucas Novotny
Assistant Strength
Coach



Chris Pankonin
Game Presentation
Specialist



Maria Perez
Dining Service Associate



Patricia Peterson
Associate Director
of Compliance



Jon Pfeifer
Assistant Strength &
Conditioning Coach



Victor Profeta
NAPL Post-Doc
Research Associate



Marvin Potter
Trades Supervisor



Jenni Puchalla
Development & Ticketing
Services Manager



Laure Ragoss
Assistant A.D./
Compliance



Kevin Raguse
Video Production
Specialist



Rox Rasmussen
Director of
Concessions Events



Jason Rathe
Asst. A.D./Marketing &
Fan Experience



Kristi Reetz
Director of Ticketing
Operations

ADMINISTRATION

N 2018-19 NEBRASKA BASKETBALL ATHLETIC DEPARTMENT STAFF



Brian Rempe
Custodial Leader



Bob Richards
Guest Relations/
Security Attendant



Juan Rico
IT Specialist



Brian Rosenthal
Staff Writer/
Creative Content
Specialist



Joann Ross
Learning Specialist



Ashley Rudolph
Assistant Athletic Trainer



Rusty Ruffcorn
Assistant
Strength Coach



George Scheel
Guest Relations/
Security Attendant



Kim Schellpeper
Associate Director of
Academic Programs



Amy Seiler
Massage Therapist



Anthony Shepherd
Supply & Distribution
Clerk



Brenden Stai
Director
of Development



Michael Steele
Executive Chef/Asst. Dir. of
Athletic Food Services



Steve Steiner
Guest Relations/
Security Attendant



Ashley Stone
Director of Athletic
Hospitality and Events



Heather Strope
Accounting Associate



Kathryn Swanson
Dining Service Associate



Kale Terrill
Event Management
Specialist



Mary Timblin
Performance Nutrition
Administrative Assistant



Matt Tomjack
Director of Marketing
& Fan Experience



Steve Torske
Building & Grounds
Supervisor



Julie Tuttle
Assistant Athletic Trainer



John Varrati
Custodial Supervisor



Brady Vossler
Asst. Ticketing &
Engagement Manager



Chris Walsh
Visual Digital Content
Manager



Jerry Weber
Associate Director of
Athletic Medicine/Head
Athletic Trainer



Tyler Weeda
Assistant Athletic
Trainer



Heidi Wetherbee
Assistant Director
of Marketing & Fan
Experience



Jackie Wilken
Athletic Medicine
Administrative
Coordinator



**Karen Williamson
Conway**
Associate Ticketing &
Engagement Manager



Keegan Wilson
Video Services Coordinator




Linda Ybarra
Capital Planning and
Construction
Administrative Asst.



Andrew Zimmer
Academics
Computer Specialist

ADMINISTRATION

JOIN THE CONVERSATION



HUSKERS.COM
HUSKERS.COM/SOCIAL

White Farm

OPPONENTS



ISAAC COPELAND



BIG TEN COMPOSITE SCHEDULE

NOVEMBER

6	Chicago State at Indiana	5:30 p.m.	BTN	23	Robert Morris at Purdue	1 p.m.	BTN	16	Green Bay at Michigan State	4 p.m.	BTN
	Kansas vs. Michigan State	6 p.m.	ESPN		Boston University at Rutgers	1 p.m.	BTN Plus		Oklahoma State vs. Nebraska	6 p.m.	BTN
	Fairfield at Purdue	6 p.m.	BTN Plus		La Salle/Miami (Fla.) vs. Northwestern	1/3/3:30 p.m.	ESPN2/U/3	17	Chicago State at Northwestern	8 p.m.	ESPNU
	Delaware at Maryland	6:30 p.m.	BTN Plus		Chattanooga at Michigan	3 p.m.	BTN				
	Nebraska-Omaha at Minnesota	7 p.m.	BTN Plus		Marshall at Maryland	5 p.m.	BTN				
	Mississippi Valley State at Nebraska	7 p.m.	BTN Plus		North Carolina/Texas vs. Michigan State	3/5:30 p.m.	FOX	18	Youngstown State at Ohio State	6 p.m.	BTN
	Coppin State at Wisconsin	7 p.m.	BTN Plus		UC Davis at Indiana	6 p.m.	BTN Plus		Western Carolina at Iowa	8 p.m.	BTN
	Norfolk State at Michigan	7:30 p.m.	BTN		Cleveland State at Ohio State	7 p.m.	FS1	19	Central Arkansas at Indiana	6 p.m.	BTN
7	Ohio State at Cincinnati	5 p.m.	ESPN2		TBA vs. Wisconsin	TBA	ESPN Networks		Penn State at Duquense	6 p.m.	CBS Sports Network
				24	Western Illinois at Nebraska	1 p.m.	BTN Plus	20	Ohio at Purdue	6 p.m.	BTN
8	Evansville at Illinois	7 p.m.	BTN Plus								
	UMKC at Iowa	7 p.m.	BTN Plus	25	Mississippi Valley State at Illinois	1 p.m.	BTN Plus	21	Oakland at Michigan State	6 p.m.	BTN
	New Orleans at Northwestern	7 p.m.	BTN		TBA vs. Northwestern	TBA	ESPN2/U/3		North Carolina A&T at Minnesota	7 p.m.	BTN Plus
9	Fairleigh Dickinson at Rutgers	6 p.m.	BTN Plus						Oklahoma at Northwestern	8 p.m.	BTN
	North Florida at Penn State	6:30 p.m.	BTN Plus	26	Nebraska at Clemson	6 p.m.	ESPN2		Penn State at Alabama	TBA	TBA
	Montana State at Indiana	7 p.m.	BTN		Minnesota at Boston College	8 p.m.	ESPN2				
	Maryland at Navy	7:30 p.m.	CBS Sports Net.	27	Illinois at Notre Dame	6 p.m.	ESPN2/ESPNU	22	Grambling State at Wisconsin	11 a.m.	BTN
					Virginia Tech at Penn State	6 p.m.	ESPN2/ESPNU		Savannah State at Iowa	Noon	BTN Plus
					Michigan State at Louisville	6:30 p.m.	ESPN		Columbia at Rutgers	Noon	BTN Plus
10	Holy Cross at Michigan	6:30 p.m.	BTN Plus		Pitt at Iowa	8 p.m.	ESPNU		Cal State Fullerton at Nebraska	1 p.m.	BTN
	Ball State at Purdue	TBA	BTN/BTN Plus		NC State at Wisconsin	8 p.m.	ESPN2		UCLA vs. Ohio State	2 p.m.	CBS
					Indiana at Duke	8:30 p.m.	ESPN		Air Force at Michigan	3 p.m.	BTN
11	Green Bay at Iowa	2 p.m.	BTN Plus						Seton Hall at Maryland	4:30 p.m.	FS1
	Drexel at Rutgers	2 p.m.	BTN Plus	28	Virginia at Maryland	6 p.m.	ESPN/ESPN2		Jacksonville at Indiana	5 p.m.	BTN
	Southeastern Louisiana at Nebraska	3 p.m.	ESPNU		Syracuse at Ohio State	6 p.m.	ESPN/ESPN2		Missouri vs. Illinois	7 p.m.	BTN
	Purdue Fort Wayne at Ohio State	3 p.m.	BTN		Rutgers at Miami (Fla.)	6 p.m.	ESPNU				
	Florida Gulf Coast at Michigan State	5 p.m.	BTN		North Carolina at Michigan	8 p.m.	ESPN	29	Southwest Minnesota State at Nebraska	1 p.m.	BTN Plus
12	North Carolina A&T at Maryland	6 p.m.	ESPNU		Georgia Tech at Northwestern	8 p.m.	ESPNU		Florida Atlantic at Illinois	2 p.m.	BTN Plus
	Jacksonville State at Penn State	6 p.m.	BTN		Purdue at Florida State	8 p.m.	ESPN2		Maine at Rutgers	2 p.m.	BTN Plus
	American at Northwestern	7 p.m.	BTN Plus	30	*Michigan State at Rutgers	5 p.m.	BTN		Belmont at Purdue	3:30 p.m.	FS1
	Utah at Minnesota	8 p.m.	BTN		*Wisconsin at Iowa	7 p.m.	BTN		Radford at Maryland	5 p.m.	ESPNU
					Oklahoma State vs. Minnesota	9 p.m.	BTN		Bryant at Iowa	7 p.m.	ESPNU
13	Wisconsin at Xavier	5:30 p.m.	FS1	DECEMBER					Northern Illinois at Michigan State	TBA	BTN/BTN Plus
	Georgetown at Illinois	7:30 p.m.	FS1	1	*Penn State at Maryland	Noon	BTN		High Point at Ohio State	TBA	BTN/BTN Plus
14	Michigan at Villanova	5:30 p.m.	FS1		*Purdue at Michigan	2:30 p.m.	ESPN	30	UMBC at Penn State	TBA	BTN/BTN Plus
	Louisiana-Monroe at Michigan State	6 p.m.	BTN Plus		*Northwestern at Indiana	4 p.m.	BTN		Wisconsin at Western Kentucky	TBA	TBA
	Seton Hall at Nebraska	6:30 p.m.	BTN	2	*Illinois at Nebraska	4 p.m.	BTN				
	Marquette at Indiana	7:30 p.m.	FS1		*Minnesota at Ohio State	6 p.m.	BTN		Binghamton at Michigan	11 a.m.	BTN
15	Appalachian State vs. Purdue	4 p.m.	ESPN2	3	*Iowa at Michigan State	5:30 p.m.	FS1		Mount St. Mary's at Minnesota	3 p.m.	ESPNU
	Ohio State at Creighton	6 p.m.	FS1		*Rutgers at Wisconsin	7 p.m.	BTN		Columbia at Northwestern	4 p.m.	BTN Plus
	Oregon vs. Iowa	8 p.m.	ESPN2	4	*Indiana at Penn State	6 p.m.	BTN	JANUARY			
	Penn State at DePaul	8 p.m.	FS1		*Michigan at Northwestern	8 p.m.	BTN	2	*Nebraska at Maryland	5:30 p.m.	BTN
16	Connecticut/Syracuse vs. Iowa	3:30/5:30 p.m.	ESPN2	5	*Ohio State at Illinois	6 p.m.	BTN		*Northwestern at Michigan State	7:30 p.m.	BTN
	Hofstra at Maryland	6 p.m.	BTN Plus		*Nebraska at Minnesota	8 p.m.	BTN	3	*Illinois at Indiana	6 p.m.	FS1
	Binghamton at Northwestern	6 p.m.	ESPNU/ESPNews	6	*Maryland at Purdue	6 p.m.	BTN		*Penn State at Michigan	6 p.m.	ESPN/ESPN2
	St. John's at Rutgers	6 p.m.	BTN		*Michigan at Northwestern	8 p.m.	BTN		*Iowa at Purdue	6 p.m.	BTN
	Davidson/Wichita State vs. Purdue	TBA	ESPN2/ESPNU	7					*Minnesota at Wisconsin	8 p.m.	BTN
17	George Washington vs. Michigan	11 a.m.	ESPN3	8	*Ohio State at Illinois	6 p.m.	BTN	5	*Michigan State at Ohio State	11 a.m.	FOX
	Houston Baptist at Wisconsin	TBA	BTN/BTN Plus		*Nebraska at Minnesota	8 p.m.	BTN		*Maryland at Rutgers	1 p.m.	BTN
18	South Carolina/Providence vs. Michigan	12:30/3:30 p.m.	ESPN/ESPN2	9	*Indiana at Penn State	6 p.m.	BTN	6	*Illinois at Northwestern	Noon/2:15/4:30 p.m.	BTN
	South Carolina State at Ohio State	1 p.m.	BTN Plus		*Michigan at Northwestern	8 p.m.	BTN		*Indiana at Michigan	12:30/3:30 p.m.	CBS
	Mount St. Mary's at Maryland	3 p.m.	BTN	10	South Carolina at Michigan	11 a.m.	FS1		*Nebraska at Iowa	2:15/4:30 p.m.	BTN
	Tennessee Tech at Michigan State	5 p.m.	BTN		Michigan State at Florida	11 a.m.	CBS		*Wisconsin at Penn State	7:30 p.m.	BTN
	Indiana at Arkansas	2:30 p.m.	ESPN		DePaul at Northwestern	11 a.m.	BTN				
	TBD vs. Purdue	TBA	ESPN2/U/3		UNLV at Illinois	1 p.m.	BTN	8	*Maryland at Minnesota	6 p.m.	BTN
	Texas A&M vs. Minnesota	9:30 p.m.	ESPN2		Colgate at Penn State	1 p.m.	BTN Plus		*Purdue at Michigan State	8 p.m.	ESPN/ESPN2
19	Missouri State vs. Nebraska	6 p.m.	ESPNU		Louisville at Indiana	1:30 p.m.	FOX	9	*Ohio State at Rutgers	6 p.m.	BTN
	Eastern Michigan at Rutgers	6 p.m.	BTN		Loyola-Chicago vs. Maryland	3 p.m.	BTN		*Iowa at Northwestern	8 p.m.	BTN
	Gonzaga vs. Illinois	10:30 p.m.	ESPN2		Arkansas State at Minnesota	3 p.m.	BTN Plus	10	*Michigan at Illinois	7 p.m.	FS1
20	Arizona/Iowa State vs. Illinois	4/9:30 p.m.	ESPN/ESPN2		Creighton at Nebraska	5 p.m.	BTN		*Penn State at Nebraska	8 p.m.	ESPN2/U
	UT Arlington at Indiana	8 p.m.	BTN		Wisconsin at Marquette	6 p.m.	FOX				
	Texas Tech/USC vs. Nebraska	6/8:30 p.m.	ESPN2/ESPN3	11	Rutgers at Fordham	TBA	CBS Sports Network				
	Samford at Ohio State	6 p.m.	BTN Plus					11	*Indiana at Maryland	6 p.m.	FS1
	Wright State vs. Penn State	7:30 p.m.	CBS Sports Network		Purdue at Texas	5 p.m.	ESPN/ESPN2		*Purdue at Wisconsin	8 p.m.	FS1
	Santa Clara/Washington vs. Minnesota	8/10:30 p.m.	ESPN2	12	Loyola (Md.) at Maryland	6 p.m.	BTN				
21	Stanford vs. Wisconsin	1:30 p.m.	ESPN/ESPN2		North Florida at Minnesota	8 p.m.	BTN	13	*Rutgers at Minnesota	11:30 a.m.	BTN
	Bradley/SMU vs. Penn State	5/7:30 p.m.	CBS Sports Network		Savannah State at Wisconsin	7 p.m.	BTN		*Ohio State at Iowa	1:30 p.m.	BTN
	Alabama State at Iowa	7:30 p.m.	BTN	15	Bucknell at Ohio State	11 a.m.	BTN				
	TBA vs. Illinois	TBA	ESPN2/U		Notre Dame vs. Purdue	12:30 p.m.	CBS	14	*Michigan State at Penn State	12:30/3:30 p.m.	CBS
22	Fresno State vs. Northwestern	3:30 p.m.	ESPNU		East Tennessee State at Illinois	1 p.m.	BTN Plus		*Northwestern at Michigan	6:30 p.m.	BTN
	UCLA vs. Michigan State	9 p.m.	FS1		Western Michigan at Michigan	1 p.m.	BTN	15	*Nebraska at Indiana	5:30 p.m.	FS1
	Florida/Oklahoma vs. Wisconsin	12:30/6:30 p.m.	ESPN2/U		NC State vs. Penn State	1 p.m.	ESPNU		*Wisconsin at Maryland	7:30 p.m.	FS1
					Rutgers at Seton Hall	1 p.m.	FS1	16	*Rutgers at Purdue	6 p.m.	BTN
					Butler vs. Indiana	2:45 p.m.	CBS				
					Northern Iowa vs. Iowa	6 p.m.	BTN				

OPPONENTS

*Minnesota at Illinois	8 p.m.	BTN	*Iowa at Rutgers	5 p.m.	FS1
17 *Michigan State at Nebraska	7 p.m.	FS1	*Northwestern at Nebraska	7:30 p.m.	BTN
18 *Maryland at Ohio State	5:30 p.m.	FS1	17 *Ohio State at Michigan State	Noon	CBS
*Northwestern at Rutgers	6 p.m.	BTN	18 *Illinois at Wisconsin	7 p.m.	FS1
19 *Michigan at Wisconsin	11 a.m.	ESPN/ESPN2	19 *Purdue at Indiana	6 p.m.	ESPN/ESPN2
*Indiana at Purdue	1 p.m.	FOX	*Nebraska at Penn State	6 p.m.	FS1
*Penn State at Minnesota	7:30 p.m.	BTN	*Maryland at Iowa	7 p.m.	BTN
20 *Illinois at Iowa	Noon	BTN	20 *Rutgers at Michigan State	5:30 p.m.	BTN
21 *Maryland at Michigan State	5:30 p.m.	FS1	*Northwestern at Ohio State	7:30 p.m.	BTN
*Nebraska at Rutgers	7 p.m.	BTN	21 *Michigan at Minnesota	6 p.m.	ESPN/ESPN2
22 *Minnesota at Michigan	6 p.m.	BTN	22 *Indiana at Iowa	8 p.m.	FS1
*Indiana at Northwestern	8 p.m.	BTN	23 *Penn State at Illinois	11 a.m.	BTN
23 *Purdue at Ohio State	6 p.m.	BTN	*Ohio State at Maryland	1 p.m.	ESPN/ESPN2
*Wisconsin at Illinois	8 p.m.	BTN	*Purdue at Nebraska	3 p.m.	BTN
24 *Michigan State at Iowa	6 p.m.	FS1	*Wisconsin at Northwestern	7:30 p.m.	BTN
25 *Michigan at Indiana	5:30 p.m.	FS1	24 *Michigan State at Michigan	2:45 p.m.	CBS
26 *Illinois vs. Maryland	11 a.m.	BTN	*Minnesota at Rutgers	5:30 p.m.	BTN
*Ohio State at Nebraska	11 a.m.	FS1	26 *Iowa at Ohio State	6 p.m.	BTN
*Northwestern at Wisconsin	1:15 p.m.	BTN	*Wisconsin at Indiana	8 p.m.	ESPN/ESPN2
*Rutgers at Penn State	3:30 p.m.	BTN	27 *Maryland at Penn State	5:30 p.m.	BTN
27 *Michigan State at Purdue	Noon	CBS	*Illinois at Purdue	7:30 p.m.	BTN
*Iowa at Minnesota	4 p.m.	FS1	28 *Nebraska at Michigan	6 p.m.	ESPN/ESPN2
29 *Northwestern at Maryland	6 p.m.	FS1	*Minnesota at Northwestern	8 p.m.	ESPN/2/U
*Wisconsin at Nebraska	7 p.m.	BTN	MARCH		
*Ohio State at Michigan	8 p.m.	ESPN/ESPN2	2 *Michigan State at Indiana	11 a.m.	FOX
30 *Indiana at Rutgers	6 p.m.	BTN	*Penn State at Wisconsin	Noon	BTN
*Illinois at Minnesota	8 p.m.	BTN	*Ohio State at Purdue	1 p.m.	ESPN/ESPN2
31 *Purdue at Penn State	6 p.m.	FS1	*Rutgers at Iowa	4 p.m.	BTN
1 *Michigan at Iowa	6 p.m.	FS1	3 *Michigan at Maryland	2:45 p.m.	CBS
*Maryland at Wisconsin	8 p.m.	FS1	*Northwestern at Illinois	5:30 p.m.	BTN
2 *Rutgers at Ohio State	11 a.m.	BTN	5 *Nebraska at Michigan State	6 p.m.	ESPN/ESPN2
*Indiana at Michigan State	1/3/5 p.m.	ESPN/ESPN2	*Purdue at Minnesota	7 p.m.	BTN
*Nebraska at Illinois	1:15 p.m.	BTN	6 *Purdue at Rutgers	6 p.m.	BTN
3 *Minnesota at Purdue	11 a.m.	BTN	*Ohio State at Northwestern	8 p.m.	BTN
4 *Penn State at Northwestern	7 p.m.	FS1	7 *Iowa at Wisconsin	6 p.m.	ESPN/ESPN2
5 *Michigan State at Illinois	6 p.m.	ESPN/ESPN2	*Indiana at Illinois	7 p.m.	FS1
*Michigan at Rutgers	7 p.m.	BTN	8 *Minnesota at Maryland	5:30 p.m.	FS1
6 *Maryland at Nebraska	6 p.m.	BTN	9 *Purdue at Northwestern	1:30 p.m.	BTN
*Wisconsin at Minnesota	8 p.m.	BTN	*Michigan at Michigan State	3/5/7 p.m.	ESPN/ESPN2
7 *Penn State at Ohio State	6 p.m.	ESPN/ESPN2	10 *Rutgers at Indiana	11 a.m.	BTN
*Iowa at Indiana	8 p.m.	ESPN/ESPN2	*Illinois at Penn State	11 a.m.	FS1
9 *Wisconsin at Michigan	11 a.m.	FOX	*Iowa at Nebraska	1 p.m.	BTN
*Minnesota at Michigan State	1 p.m.	ESPN/ESPN2	*Wisconsin at Ohio State	3:30 p.m.	CBS
*Rutgers at Illinois	3 p.m.	BTN	MARCH		
*Nebraska at Purdue	7:30 p.m.	BTN	13 Big Ten Tournament Game #1	5:30 p.m.	BTN
10 *Ohio State at Indiana	Noon	CBS	Big Ten Tournament Game #2	8 p.m.	BTN
*Northwestern at Iowa	5:30 p.m.	BTN	14 Big Ten Tournament Game #3	11:30 a.m.	BTN
12 *Purdue at Maryland	5:30 p.m.	BTN	Big Ten Tournament Game #4	1:30 p.m.	BTN
*Michigan State at Wisconsin	6 p.m.	ESPN/ESPN2	Big Ten Tournament Game #5	6 p.m.	BTN
*Michigan at Penn State	7:30 p.m.	BTN	Big Ten Tournament Game #6	8 p.m.	BTN
13 *Rutgers at Northwestern	6 p.m.	BTN	15 Big Ten Tournament Game #7	11:30 a.m.	BTN
*Minnesota at Nebraska	8 p.m.	BTN	Big Ten Tournament Game #8	1:30 p.m.	BTN
14 *Illinois at Ohio State	6 p.m.	ESPN/ESPN2	Big Ten Tournament Game #9	6 p.m.	BTN
16 *Maryland at Michigan	11 a.m.	FOX	Big Ten Tournament Game #10	8 p.m.	BTN
*Indiana at Minnesota	1 p.m.	ESPN/ESPN2	16 Big Ten Tournament Game #11	Noon	CBS Sports
*Penn State at Purdue	3 p.m.	BTN	Big Ten Tournament Game #12	2:30 p.m.	CBS Sports
			17 Big Ten Tournament Championship Game	2:30 p.m.	CBS Sports

All times listed are Central; Dates and times subject to change
Schedule as of Sept. 21



2019 NCAA TOURNAMENT

68-Team Field Announcement

Sunday, March 17, 2018

First Four

Tuesday-Wednesday, March 19-20, 2019

Site (host): Dayton, Ohio: University of Dayton Arena

First/Second Rounds

Thursday and Saturday, March 21 and 22, 2019

Site (host): Hartford, Conn.: XL Center (UConn)

Site (host): Salt Lake City, Utah.; Vivint Smart Home Arena (Utah)

Site (host): Des Moines, Iowa; Wells Fargo Arena (Drake)

Site (host): Jacksonville, Fla. Jacksonville Veterans Memorial Arena (Jacksonville)

Friday and Sunday, March 22 and 24, 2019

Site (host): Tulsa, Okla.; BOK Center (Tulsa)

Site (host): Columbus, Ohio.; Nationwide Arena (Ohio State)

Site (host): San Jose, Calif.; SAP Center (West Coast Conference)

Site (host): Columbia, S.C.; Colonial Life Arena (South Carolina)

NCAA Regionals (South/West)

Thursday and Saturday, March 28 and 30, 2019

Site (host): Louisville, Ky.; KFC Yum! Center (Louisville)

Site (host): Anaheim, Calif.; Honda Center (Big West Conference)

NCAA Regionals (East/Midwest)

Friday and Sunday, March 24 and 26, 2019

Site (host): Washington, D.C.; Capital One Arena (Georgetown)

Site (host): Kansas City, Mo.; Sprint Center (Missouri Valley Conference)

Final Four

Saturday and Monday, April 6 and April 8, 2019

Site (host): Minneapolis, Minn.; U.S. Bank Stadium (Minnesota)

Tentative Tip-off times are 5:07 p.m. & 8:18 p.m. (CT)

FUTURE FINAL FOUR SITES

April 4 & 6, 2020 at Mercedes-Benz Stadium; Atlanta, Ga.

April 3 & 5, 2021 at Lucas Oil Stadium; Indianapolis, Ind.

April 2 & 4, 2022 at Mercedes-Benz Superdome; New Orleans, La.

April 1 & 3, 2023 at NRG Stadium; Houston, Texas

April 6 & 8, 2024 at University of Phoenix Stadium, Phoenix, Ariz.

April 5 & 7, 2025 at Alamodome, San Antonio, Texas

April 4 & 6, 2026 at Lucas Oil Stadium, Indianapolis, Ind.

N 2018-19 NEBRASKA BASKETBALL

NON-CONFERENCE OPPONENTS

MISSISSIPPI VALLEY STATE

Nov. 6 | 7 p.m. | BTN Plus

General Info

Location Itta Bena, Miss.
 Founded 1950
 Enrollment 2,452
 Nickname Delta Devils
 Colors Forest Green and White
 President Dr. Jerryl Briggs, Sr.
 Athletics Director Dianthia Ford-Kee
 Conference Southwestern Athletic
 Arena R.W. Harrison HPER Complex (5,000)
 Website mvsusports.com
 MBB Twitter @MVSUDevilsports

Team Information

2017-18 Record (Conf. Record) 4-28 (4-14, 9th)
 Lettermen R/L 12/2
 Starters R/L 5/0

Series Information

Overall Nebraska leads, 1-0
 In Lincoln Nebraska leads, 1-0
 Last Meeting Nebraska 97, MVSU 51 (11/14/2015)

Head Coach

Head Coach (Year) Andre Payne (Alabama A&M, 1998)
 Record at School 25-106 (Four seasons)
 Overall Record Same

Media Relations

Basketball Contact Alan Wiederhold-Sohn
 Office/Cell (662) 254-8378
 Email alan.sohn@mvsu.edu
 Press Row Phone (662) 236-1931

MISSOURI STATE

Nov. 19 | 6 p.m. | ESPN

General Info

Location Springfield, Mo.
 Founded 1905
 Enrollment 26,216
 Nickname Bears
 Colors Maroon and White
 President Clifton M. Smart III
 Athletics Director Kyle Moats
 Conference Missouri Valley
 Arena JQH Arena (11,000)
 Website MissouriStateBears.com
 MBB Twitter @MSUBearsHoops

Team Information

2017-18 Record (Conf. Record) 18-15 (7-11, t-7th)
 Lettermen R/L 3/7
 Starters R/L 2/3

Series Information

Overall Nebraska leads, 1-0
 In Kansas City First Meeting
 Last Meeting Nebraska 98, Missouri State 46 (1/15/1983)

Head Coach

Head Coach (Year) Dana Ford (Illinois State, 2006)
 Record at School 0-0 (First season)
 Overall Record 57-65 (Four seasons)

Media Relations

Basketball Contact Rick Kindhart
 Office/Cell (417) 836-4585/(417) 849-5865
 Email rkindhart@missouristate.edu
 Press Row Phone (417) 836-8145

SOUTHEASTERN LOUISIANA

Nov. 11 | 3 p.m. | ESPNU

General Info

Location Hammond, La.
 Founded 1925
 Enrollment 15,403
 Nickname Lions
 Colors Green and Gold
 President Dr. John Crain
 Athletics Director Jay Artigues
 Conference Southland
 Arena University Center (7,500)
 Website LionSports.net
 MBB Twitter @SLU_Hoops

Team Information

2017-18 Record (Conf. Record) 22-12 (15-3, 1st)
 Lettermen R/L 5/5
 Starters R/L 3/2

Series Information

Overall Nebraska leads, 2-0
 In Lincoln Nebraska leads, 2-0
 Last Meeting Nebraska 92, SELU 65 (11/22/2015)

Head Coach

Head Coach (Year) Jay Ladner (Southern Miss, 1988)
 Record at School 59-72 (Four seasons)
 Overall Record Same

Media Relations

Basketball Contact Chris Salim
 Office/Cell (985) 549-2142/(318) 471-5972
 Email christopher.salim@southeastern.edu
 Press Row Phone (985) 549-2326

TEXAS TECH (POTENTIAL OPPONENT)

Nov. 20 | 6/8:30 p.m. | ESPN3/ESPN2

General Info

Location Lubbock, Texas
 Founded 1923
 Enrollment 38,246
 Nickname Red Raiders
 Colors Scarlet and Black
 Interim Chancellor Tedd L. Mitchell, M.D
 Athletics Director Kirby Hocutt
 Conference Big 12
 Arena United Supermarkets Arena (15,098)
 Website Texastech.com
 MBB Twitter @TexasTechMBB

Team Information

2017-18 Record (Conf. Record) 27-10 (11-7, t-2nd)
 Lettermen R/L 7/7
 Starters R/L 2/3

Series Information

Overall Nebraska leads, 16-10
 In Kansas City Nebraska leads, 1-0
 Last Meeting Texas Tech 72, Nebraska 71 (1/22/2011)

Head Coach

Head Coach (Year) Chris Beard (Texas, 1995)
 Record at School 45-24 (Two seasons)
 Overall Record 141-54 (Six seasons)

Media Relations

Basketball Contact Wes Bloomquist
 Office/Cell (512) 966-6971/(512) 966-6971
 Email texastech.com
 Press Row Phone (806) 742-6688

SETON HALL

Nov. 14 | 6:30 p.m. | BTN

General Info

Location South Orange, N.J.
 Founded 1856
 Enrollment 10,400
 Nickname Pirates
 Colors Blue, Silver and White
 Interim President Dr. Mary J. Meehan
 Athletics Director Patrick Lyons
 Conference Big East
 Arena Prudential Center (10,481)
 Website SHUPirates.com
 MBB Twitter @SetonHallMBB

Team Information

2017-18 Record (Conf. Record) 22-12 (10-8, t-3rd)
 Lettermen R/L 8/7
 Starters R/L 1/4

Series Information

Overall First meeting
 In Lincoln N/A
 Last Meeting N/A

Head Coach

Head Coach (Year) Kevin Willard (Pittsburgh, 1997)
 Record at School 150-114 (Eight seasons)
 Overall Record 195-163 (11 seasons)

Media Relations

Basketball Contact Thomas Chen
 Office/Cell (973) 761-9493/(914) 843-7185
 Email thomas.chen@shu.edu
 Press Row Phone (973) 757-6598

USC (POTENTIAL OPPONENT)

Nov. 20 | 6/8:30 p.m. | ESPN3/ESPN2

General Info

Location Los Angeles, Calif.
 Founded 1880
 Enrollment 19,000
 Nickname Trojans
 Colors Cardinal & Gold
 Interim President Wanda M. Austin
 Athletics Director Lynn Swann
 Conference Pac-12
 Arena Galen Center (10,258)
 Website usctrojans.com
 MBB Twitter @USC_Hoops

Team Information

2017-18 Record (Conf. Record) 24-12 (12-6, 2nd)
 Lettermen R/L 9/3
 Starters R/L 2/3

Series Information

Overall Tied, 5-5
 In Kansas City N/A
 Last Meeting Nebraska 63, USC 51 (12/3/2012)

Head Coach

Head Coach (Year) Andy Enfield (Johns Hopkins, 1991)
 Record at School 94-76 (Five seasons)
 Overall Record 135-104 (Seven seasons)

Media Relations

Basketball Contact David Tuttle
 Office/Cell (213) 740-8480/(213) 725-3102
 Email davidtut@usc.edu
 Press Row Phone (213) 740-3900

OPPONENTS

WESTERN ILLINOIS
 Nov. 24 | 1 p.m. | BTN Plus

General Info
 Location Macomb, Ill.
 Founded 1899
 Enrollment 10,373
 Nickname Fighting Leathernecks
 Colors Purple and Gold
 President Dr. Jack Thomas
 Interim Athletics Director Danielle Surprenant
 Conference Summit League
 Arena Western Hall (4,421)
 Website goleathernecks.com
 MBB Twitter @WIUMensHoops

Team Information
 2017-18 Record (Conf. Record) 12-16 (3-11, 8th)
 Lettermen R/L 9/6
 Starters R/L 4/1

Series Information
 Overall Nebraska leads, 5-0
 In Lincoln Nebraska leads, 5-0
 Last Meeting Nebraska 62, Western Illinois 47 (11/12/13)

Head Coach
 Head Coach (Year) Billy Wright (Bradley, 1986)
 Record at School 38-73 (Four seasons)
 Overall Record Same

Media Relations
 Basketball Contact Aury St. Germain
 Office/Cell (309) 298-1133/(828) 674-8982
 Email ae-stgermain@wiu.edu
 Press Row Phone (309) 2981227

CLEMSON
 Nov. 26 | 6 p.m. | ESPN2

General Info
 Location Clemson, SC
 Founded 1889
 Enrollment 21,957
 Nickname Tigers
 Colors Tiger Orange & Regalia
 President James P. Clements
 Athletics Director Dan Radakovich
 Conference Atlantic Coast
 Arena Littlejohn Coliseum (9,000)
 Website ClemsonTigers.com
 MBB Twitter @ClemsonMBB

Team Information
 2017-18 Record (Conf. Record) 25-10 (11-7, t-3rd)
 Lettermen R/L 9/5
 Starters R/L 3/2

Series Information
 Overall Clemson leads, 1-0
 In Clemson, S.C. Clemson leads, 1-0
 Last Meeting Clemson 60, Nebraska 58 (11/30/2016)

Head Coach
 Head Coach (Year) Brad Brownell (DePauw, 1991)
 Record at School 149-113 (Eight seasons)
 Overall Record 316-198 (16 seasons)

Media Relations
 Basketball Contact Ben Winterrowd
 Office/Cell (864) 656-1985/(630) 862-8828
 Email winterr@clemson.edu
 Press Row Phone (864) 656-6833

CREIGHTON
 Dec. 8 | 5 p.m. | BTN

General Info
 Location Omaha, Neb.
 Founded 1878
 Enrollment 8,910
 Nickname Bluejays
 Colors Blue and White
 President Rev. Daniel S. Hendrickson, S.J., Ph.D.
 Athletics Director Bruce Rasmussen
 Conference Big East
 Arena Chi Health Center Omaha (17,352)
 Website Gocreighton.com
 MBB Twitter @BluejayMBB

Team Information
 2017-18 Record (Conf. Record) 21-12 (10-8, t-3rd)
 Lettermen R/L 8/6
 Starters R/L 2/3

Series Information
 Overall Creighton leads, 26-25
 In Lincoln Nebraska leads, 16-9
 Last Meeting Creighton 75, Nebraska 65 (12/8/2017)

Head Coach
 Head Coach (Year) ..Greg McDermott (Northern Iowa, 1988)
 Record at School 189-94 (Eight seasons)
 Overall Record 467-289 (24 seasons)

Media Relations
 Basketball Contact Rob Anderson
 Office/Cell (402) 280-5544/(402) 660-5854
 Email randerson@creighton.edu
 Press Row Phone (402) 599-6640

OKLAHOMA STATE
 Dec. 16 | 6 p.m. | BTN

General Info
 Location Stillwater, Okla.
 Founded 1890
 Enrollment 24,274
 Nickname Cowboys
 Colors Orange & Black
 President Burns Hargis
 Athletics Director Mike Holder
 Conference Big 12
 Arena Gallagher-Iba Arena (13,611)
 Website okstate.com
 MBB Twitter @OSUMBB

Team Information
 2017-18 Record (Conf. Record) 21-15 (8-10, t-6th)
 Lettermen R/L 4/7
 Starters R/L 2/3

Series Information
 Overall Nebraska leads, 63-54
 In Sioux Falls, S.D. N/A
 Last Meeting Oklahoma State 54, Nebraska 53 (3/9/2011)

Head Coach
 Head Coach (Year) Mike Boynton (South Carolina, 2003)
 Record at School 21-15 (One season)
 Overall Record Same

Media Relations
 Basketball Contact Stephen Howard
 Office/Cell (405) 744-7756/(817) 793-5199
 Email stephen.howard@okstate.edu
 Press Row Phone (405) 744-5757

CAL STATE FULLERTON
 Dec. 22 | 1 p.m. | BTN

General Info
 Location Fullerton, Calif.
 Founded 1957
 Enrollment 38,325
 Nickname Titans
 Colors Navy, Orange & White
 President Fram Virjee
 Athletics Director Jim Donovan
 Conference Big West
 Arena Titan Gym (4,000)
 Website FullertonTitans.com
 MBB Twitter @FullertonMBB

Team Information
 2017-18 Record (Conf. Record) 20-12 (10-6, 4th)
 Lettermen R/L 12/2
 Starters R/L 4/1

Series Information
 Overall Nebraska leads, 1-0
 In Lincoln Nebraska leads, 1-0
 Last Meeting Nebraska 111, Cal St. Fullerton 67 (12/4/1967)

Head Coach
 Head Coach (Year) Dedrique Taylor (UC Davis, 1997)
 Record at School 67-89 (Four seasons)
 Overall Record Same

Media Relations
 Basketball Contact Sean Collins
 Office/Cell (657) 278-7547/(520) 904-9360
 Email secollins@fullerton.edu
 Press Row Phone (657) 278-5700

SOUTHWEST MINNESOTA STATE
 Dec. 29 | 1 p.m. | BTN Plus

General Info
 Location Marshall, Minn.
 Founded 1967
 Enrollment 3,200
 Nickname Mustangs
 Colors Brown & Gold
 President Dr. Connie J. Gores
 Athletics Director Chris Hmielewski
 Conference Northern Sun
 Arena R/A Facility (4,000)
 Website SMSUmustangs.com
 MBB Twitter @SMSUMustangsMBB

Team Information
 2017-18 Record (Conf. Record) 25-9 (17-5, 2nd)
 Lettermen R/L 7/4
 Starters R/L 2/3

Series Information
 Overall First Meeting
 In Lincoln N/A
 Last Meeting N/A

Head Coach
 Head Coach (Year) ...Brad Bigler (Southwest Minn. St., 2003)
 Record at School 161-110 (10 seasons)
 Overall Record Same

Media Relations
 Basketball Contact Kelly Loft
 Office/Cell (507) 537-7177/(507) 476-8191
 Email Kelly.loft@smsu.edu
 Press Row Phone (507) 476-8191

N 2018-19 NEBRASKA BASKETBALL

NON-CONFERENCE OPPONENTS

ILLINOIS

Lincoln, Neb. | Dec. 2 | 4 p.m. | BTN
Champaign, Ill. | Feb. 2 | 1:15 p.m. | BTN

General Info

Location Urbana-Champaign, Ill.
Founded 1867
Enrollment 44,880
Nickname Fighting Illini
Colors Orange and Blue
Chancellor Robert J. Jones
Athletics Director Josh Whitman
Conference Big Ten
Arena State Farm Center (15,544)
Website Fightingillini.com
MBB Twitter @IlliniHoops

Team Information

2017-18 Record 14-18 (4-14, t-11th)
Postseason Finish None
Lettermen R/L 6/8
Starters R/L 2/3

Series Information

Overall Illinois leads, 14-7
In Lincoln Tied, 4-4
In Champaign-Urbana Illinois leads, 10-2
Since Joining Big Ten Illinois leads, 7-5
Big Ten Regular Season Illinois leads, 7-5
Big Ten Tournament Never Met
Last Meeting Illinois 72, Nebraska 66 (2/18/2017)

Head Coach

Head Coach (Year) Brad Underwood (Kansas State, 1986)
Record at School 14-18 (One season)
Overall Record 123-45 (Five seasons)

Media Relations

Basketball Contact Derrick Burson
Office/Cell (217) 333-0933/ (217) 766-7315
Email burson@illinois.edu
Press Row Phone (217) 333-1227

2018-19 Roster

No.	Name	Pos.	Ht.	Wt.	Yr.	Hometown
0	Alan Griffin	G	6-5	180	Fr.	Ossining, N.Y.
1	Trent Frazier	G	6-1	170	So.	Wellington, Fla.
2	Kipper Nichols	F	6-6	225	Jr.	Cleveland, Ohio
3	Drew Cayce	G	6-1	175	Jr.	Libertyville, Ill.
4	Zach Griffith	F	6-6	210	So.	Fisher, Ill.
5	Tevian Jones	G	6-7	200	Fr.	Chandler, Ariz.
10	Andres Feliz	G	6-2	185	Jr.	Guachupita, Dominican Republic
11	Ayo Dosunmu	G	6-5	185	Fr.	Chicago, Ill.
12	Adonis De La Rosa	C	7-0	265	Sr.	Bronx, N.Y.
15	Giorgi Bezhaniashvili	F	6-9	230	Fr.	Rustavi, Georgia
20	Da'Monte Williams	G	6-3	190	So.	Peoria, Ill.
22	Anthony Higgs	F	6-8	215	Fr.	Baltimore, Md.
23	Aaron Jordan	G	6-5	210	Sr.	Plainfield, Ill.
32	Tyler Underwood	G	6-2	180	Jr.	Champaign, Ill.
34	Samba Kane	C	7-0	220	Fr.	Dakar, Senegal
35	Samson Oladimeji	G	6-4	200	Jr.	Rolling Meadows, Ill.

MINNESOTA

Minneapolis, Minn. | Dec. 5 | 8 p.m. | BTN
Lincoln, Neb. | Feb. 13 | 8 p.m. | BTN

General Info

Location Minneapolis, Minn.
Founded 1851
Enrollment 51,848
Nickname Golden Gophers
Colors Maroon and Gold
President Dr. Eric Kaler
Athletics Director Mark Coyle
Conference Big Ten
Arena Williams Arena (14,625)
Website gophersports.com
MBB Twitter @GopherMBB

Team Information

2017-18 Record 15-17 (4-14, t-11th)
Postseason Finish None
Letterwinners R/L 7/5
Starters R/L 4/1

Series Information

Overall Minnesota leads, 54-21
In Lincoln Nebraska leads, 13-11
In Minneapolis Minnesota leads, 39-9
Since Joining Big Ten Nebraska leads, 6-5
Big Ten Regular Season Nebraska leads, 6-5
Big Ten Tournament Never met
Last Meeting Nebraska 91, Minnesota 85 (2/6/2018)

Head Coach

Head Coach (Year) Richard Pitino (Providence College, 2005)
Record at School 90-78 (Five seasons)
Overall Record 108-92 (Six seasons)

Media Relations

Basketball Contact Dan Reisig
Office/Cell (612) 625-4389/ (612) 419-6142
Email dreisig@umn.edu
Press Row Phone (612) 626-1308

2018-19 Roster

No.	Name	Pos.	Ht.	Wt.	Yr.	Hometown
0	Payton Willis	G	6-4	200	Jr.	Fayetteville, Ark.
1	Dupree McBrayer	G	6-5	195	Sr.	Queens, N.Y.
2	Marcus Carr	G	6-2	200	So.	Toronto, Ontario
3	Jordan Murphy	F	6-6	250	Sr.	San Antonio, Texas
5	Amir Coffey	G	6-8	210	Jr.	Hopkins, Minn.
10	Brady Rudrud	G	6-2	190	Jr.	Eden Prairie, Minn.
11	Isaiah Washington	G	6-1	195	So.	Harlem, N.Y.
12	Jarvis Johnson	G	6-1	185	Sr.	Minneapolis, Minn.
13	Hunt Conroy	G	5-10	165	So.	New Orleans, La.
21	Jarvis Omersa	F	6-6	225	Fr.	Orono, Minn.
22	Gabe Kalscheur	G	6-4	200	Fr.	Edina, Minn.
24	Eric Curry	F	6-9	240	So.	Memphis, Tenn.
25	Daniel Oturu	C	6-10	225	Fr.	Woodbury, Minn.
31	Brock Stull	G	6-4	210	Sr.	Rockford, Ill.
35	Matz Stockman	C	7-0	245	Sr.	Oslo, Norway
42	Michael Hurt	F	6-7	220	Jr.	Rochester, Minn.

MARYLAND

College Park, Md. | Jan. 2 | 5:30 p.m. | BTN
 Lincoln, Neb. | Feb. 6 | 6 p.m. | BTN

General Info

Location..... College Park, Md.
 Founded..... 1856
 Enrollment..... 38,140
 Nickname..... Terrapins, Terps
 Colors..... Red, White, Black and Gold
 President..... Dr. Wallace D. Loh
 Athletics Director..... Damon Evans
 Conference..... Big Ten
 Arena..... XFINITY Center (17,950)
 Website..... umterps.com
 MBB Twitter..... @TerrapinHoops

Team Information

2017-18 Record..... 19-13 (8-10, 8th)
 Postseason Finish..... None
 Lettermen R/L..... 8/7
 Starters R/L..... 3/2

Series Information

Overall..... Maryland leads, 4-2
 In Lincoln..... Maryland leads, 2-1
 In College Park..... Tied, 1-1
 Since Joining Big Ten..... Maryland leads, 4-2
 Big Ten Regular Season..... Maryland leads, 3-2
 Big Ten Tournament..... Maryland leads, 1-0
 Last Meeting..... Nebraska 70, Maryland 66 (2/13/2018)

Head Coach

Head Coach (Year)..... Mark Turgeon (Kansas, 1987)
 Record at School..... 157-81 (Eight seasons)
 Overall Record..... 407-240 (20 seasons)

Media Relations

Basketball Contact..... Sean Ellenby
 Office/Cell..... (301) 314-8093/(410) 409-4734
 Email..... sellenby@umd.edu
 Press Row Phone..... (301) 314-8624

2018-19 Roster

No.	Name	Pos.	Ht.	Wt.	Yr.	Hometown
0	Joshua Tomaic	F	6-9	235	So.	Lanzarote, Spain
1	Anthony Cowan Jr.	G	6-0	170	Jr.	Bowie, Md.
2	Aaron Wiggins	G	6-6	195	Fr.	Greensboro, N.C.
4	Andrew Terrell	G	5-10	190	Sr.	Indianapolis, Ind.
5	Eric Ayala	G	6-5	205	Fr.	Wilmington, Del.
10	Serrel Smith Jr.	G	6-4	170	Fr.	St. Petersburg, Fla.
11	Darryl Morsell	G	6-5	200	So.	Baltimore, Md.
12	Reese Mona	G	6-2	180	So.	LaPlata, Md.
13	Ivan Bender	F	6-9	228	Sr.	Capljina, Bosnia & Herzegovina
14	Ricky Lindo	F	6-8	200	Fr.	Washington, D.C.
20	Travis Valmon	G	6-1	175	Jr.	Rockville, Md.
23	Bruno Fernando	F	6-10	240	So.	Luanda, Angola
24	Trace Ramsey	F	6-7	200	Fr.	Valparaiso, Ind.
25	Jalen Smith	F	6-10	215	Fr.	Baltimore, Md.

IOWA

Iowa City, Iowa | Jan. 6 | 2:15/4:30 p.m. | BTN
 Lincoln, Neb. | March 10 | 1 p.m. | BTN

General Info

Location..... Iowa City, Iowa
 Founded..... 1847
 Enrollment..... 33,564
 Nickname..... Hawkeyes
 Colors..... Gold and Black
 President..... Bruce Harrelld
 Athletics Director..... Gary Barta
 Conference..... Big Ten
 Arena..... Carver-Hawkeye Arena (15,500)
 Website..... hawkeyesports.com
 MBB Twitter..... @IowaHoops

Team Information

2017-18 Record..... 14-19 (4-14, t-11th)
 Postseason Finish..... None
 Lettermen R/L..... 10/4
 Starters R/L..... 5/0

Series Information

Overall..... Iowa leads, 19-11
 In Lincoln..... Nebraska leads, 9-5
 In Iowa City..... Iowa leads, 13-2
 Since Joining Big Ten..... Iowa leads, 7-4
 Big Ten Regular Season..... Iowa leads, 7-4
 Big Ten Tournament..... Never Met
 Last Meeting..... Nebraska 98, Iowa 84 (1/27/2018)

Head Coach

Head Coach (Year)..... Fran McCaffery (Pennsylvania, 1982)
 Record at School..... 151-120 (Eight seasons)
 Overall Record..... 402-297 (22 seasons)

Media Relations

Basketball Contact..... Matthew Weitzel
 Office/Cell..... (319) 335-6590/(319) 430-8176
 Email..... matthew.weitzel@uiowa.edu
 Press Row Phone..... (319) 335-7284

2018-19 Roster

No.	Name	Pos.	Ht.	Wt.	Yr.	Hometown
0	Michael Baer	G	6-6	200	So.	Bettendorf, Iowa
1	Maishe Dailey	G	6-7	200	Jr.	Beachwood, Ohio
2	Jack Nunge	F	6-11	235	So.	Newburgh, Ind.
3	Jordan Bohannon	G	6-1	185	Jr.	Marion, Iowa
4	Isaiah Moss	G	6-5	208	Jr.	Chicago, Ill.
5	CJ Fredrick	G	6-3	190	Fr.	Cincinnati, Ohio
10	Joe Wieskamp	G	6-6	205	Fr.	Muscatine, Iowa
13	Austin Ash	G	6-2	170	RFr.	Cedar Rapids, Iowa
15	Ryan Kriener	F	6-9	255	Jr.	Spirit Lake, Iowa
20	Riley Till	F	6-7	205	So.	Dubuque, Iowa
24	Nicolas Hobbs	G	6-2	200	So.	Chicago, Ill.
25	Tyler Cook	F	6-9	250	Jr.	St. Louis, Mo.
30	Connor McCaffery	G	6-5	205	RFr.	Iowa City, Iowa
35	Cordell Pems	F	6-8	230	Jr.	Dubuque, Iowa
51	Nicholas Baer	F	6-7	218	Sr.	Bettendorf, Iowa
55	Luka Garza	F	6-11	245	So.	Washington, D.C.

N 2018-19 NEBRASKA BASKETBALL

BIG TEN OPPONENTS

PENN STATE

Lincoln, Neb. | Jan. 12 | 8 p.m. | ESPN/ESPN2/ESPN
University Park, Pa. | Feb. 19 | 6 p.m. | FS1

General Info

Location University Park, Pa.
Founded 1855
Enrollment 46,610
Nickname Nittany Lions
Colors Blue and White
President Dr. Eric Barron
Athletics Director Sandy Barbour
Conference Big Ten
Arena Bryce Jordan Center (15,261)
Website GoPSUsports.com
MBB Twitter @PennStateMBB

Team Information

2017-18 Record 26-13 (9-9, t-6th)
Postseason Finish NIT Champions
Lettermen R/L 10/4
Starters R/L 3/2

Series Information

Overall Penn State leads, 9-8
In Lincoln Nebraska leads, 7-1
In University Park Penn State leads, 6-1
Since Joining Big Ten Tied, 7-7
Big Ten Regular Season Nebraska leads, 7-5
Big Ten Tournament Penn State leads, 2-0
Last Meeting Nebraska 76, Penn State 64 (2/25/2018)

Head Coach

Head Coach (Year) Patrick Chambers (Philadelphia University, 1994)
Record at School 113-122 (Seven seasons)
Overall Record 155-150 (Nine seasons)

Media Relations

Basketball Contact Rose Carter
Office/Cell (814) 863-3163/(814) 441-8438
Email rpc14@psu.edu
Press Row Phone (814) 863-3294

2018-19 Roster

No.	Name	Pos.	Ht.	Wt.	Yr.	Hometown
0	Myreon Jones	G	6-3	170	Fr.	Birmingham, Ala.
1	Deivis Zengulis	F	6-6	220	Sr.	Kaunas, Lithuania
2	Myles Dread	G	6-4	215	Fr.	Detroit, Mich.
3	Satchel Pierce	F	7-0	255	Sr.	Barberton, Ohio
4	Daniil Kasatkin	G	6-7	215	Fr.	Vichuga, Russia
5	Jamari Wheeler	G	6-1	170	So.	Live Oak, Fla.
10	Kyle McCloskey	G	6-5	210	Fr.	Lower Gwynedd, Pa.
11	Lamar Stevens	F	6-8	230	Jr.	North Wales, Pa.
12	Izaiah Brockington #	G	6-4	195	So.	Philadelphia, Pa.
13	Rasir Bolton	G	6-2	180	Fr.	Petersburg, Va.
20	Taylor Nussbaum	G	6-2	175	So.	South Salem, N.Y.
21	John Harrar	F	6-9	243	So.	Wallingford, Pa.
22	Grant Hazle	F	6-6	194	Jr.	Kingwood, Texas
23	Josh Reaves	G	6-5	214	Sr.	Fairfax, Va.
24	Mike Watkins	F	6-9	254	R-Jr.	Philadelphia, Pa.
35	Trent Buttrick	F	6-8	234	So.	Bloomsburg, Pa.

INDIANA

Bloomington, Ind. | Jan. 14 | 5:30 p.m. | FS1

General Info

Location Bloomington, Ind.
Founded 1820
Enrollment 48,514
Nickname Hoosiers
Colors Cream and Crimson
President Michael A. McRobbie
Athletics Director Fred Glass
Conference Big Ten
Arena Assembly Hall (17,357)
Website IUhoosiers.com
MBB Twitter @IndianaMBB

Team Information

2017-18 Record 16-15 (9-9, t-6th)
Postseason Finish None
Lettermen R/L 9/7
Starters R/L 3/2

Series Information

Overall Indiana leads, 12-6
In Lincoln Indiana leads, 5-4
In Bloomington Indiana leads 6-2
Since Joining Big Ten Nebraska leads, 5-4
Big Ten Regular Season Nebraska leads, 5-4
Big Ten Tournament Never Met
Last Meeting Nebraska 66, Indiana 57 (2/20/2018)

Head Coach

Head Coach (Year) Archie Miller (NC State, 2002)
Record at School 16-15 (One season)
Overall Record 155-78 (Seven seasons)

Media Relations

Basketball Contact J.D. Campbell
Office/Cell (812) 856-0146/(812) 322-1437
Email jc56@indiana.edu
Press Row Phone (812) 855-2754

2018-19 Roster

No.	Name	Pos.	Ht.	Wt.	Yr.	Hometown
0	Romeo Langford	G	6-6	215	Fr.	New Albany, Ind.
1	Aljami Durham	G	6-4	181	So.	Lilburn, Ga.
2	Johnny Jager	G	6-0	185	Jr.	Bloomington, Ind.
3	Justin Smith	F	6-7	227	So.	Buffalo Grove, Ill.
4	Jake Forrester	F	6-8	218	Fr.	Harrisburg, Pa.
5	Quentin Taylor	G	6-2	185	Sr.	Indianapolis, Ind.
10	Rob Phinisee	G	6-1	182	Fr.	Lafayette, Ind.
11	Devonte Green	G	6-3	185	Jr.	North Babylon, N.Y.
13	Juwan Morgan	F	6-8	232	Sr.	Waynesville, Mo.
15	Zach McRoberts	G	6-6	210	Sr.	Carmel, Ind.
20	De'Ron Davis	F	6-10	255	Jr.	Park Hill, Colo.
21	Jerome Hunter	F	6-7	214	Fr.	Pickerington, Ohio
22	Clifton Moore	F	6-10	230	So.	Ambler, Pa.
23	Damezi Anderson	F	6-7	215	Fr.	South Bend, Ind.
24	Vijay Blackmon	G	6-2	185	So.	Marion, Ind.
25	Race Thompson	F	6-8	228	RFr.	Plymouth, Minn.
55	Evan Fitzner	F	6-10	225	Sr.	San Diego, Calif.

MICHIGAN STATE

Lincoln, Neb. | Jan. 17 | 7 p.m. | FS1
 East Lansing, Mich. | March 5 | 6 p.m. | ESPN/ESPN2

General Info

Location East Lansing, Mich.
 Founded 1855
 Enrollment 50,019
 Nickname Spartans
 Colors Green and White
 President Dr. Lou Anna K. Simon
 Athletics Director Mark Hollis
 Conference Big Ten
 Arena Breslin Center (14,797)
 Website msuspartans.com
 MBB Twitter @MSU_Basketball

Team Information

2017-18 Record 30-5 (16-2, 1st)
 Postseason Finish NCAA Second Round
 Lettermen R/L 11/3
 Starters R/L 3/2

Series Information

Overall Michigan State leads, 15-9
 In Lincoln Nebraska leads, 6-5
 In East Lansing Michigan State leads, 8-3
 Since Joining Big Ten Michigan State leads, 7-3
 Big Ten Regular Season Michigan State leads, 7-3
 Big Ten Tournament Never Met
 Last Meeting Michigan State 86, Nebraska 57 (12/3/2017)

Head Coach

Head Coach (Year) Tom Izzo (Northern Michigan, 1977)
 Record at School 574-225 (23 seasons)
 Overall Record Same

Media Relations

Basketball Contact Mex Carey
 Office/Cell (517) 355-2271/(917) 576-7445
 Email carey@ath.msu.edu
 Press Row Phone (517) 353-1626

2018-19 Roster

No.	Name	Pos.	Ht.	Wt.	Yr.	Hometown
0	Kyle Ahrens	G/F	6-6	210	Sr.	Versailles, Ohio
1	Joshua Langford	G	6-5	210	Jr.	Huntsville, Ala.
3	Foster Loyer	G	6-0	170	Fr.	Clarkston, Mich.
5	Cassius Winston	G	6-0	185	Jr.	Detroit, Mich.
10	Jack Hoiberg	G	5-10	175	So.	Burr Ridge, Ill.
11	Aaron Henry	F	6-6	218	Fr.	Indianapolis, Ind.
13	Gabe Brown	F	6-7	205	Fr.	Belleville, Mich.
14	Brock Washington	G	6-3	185	So.	Southfield, Mich.
15	Thomas Kithier	F	6-8	225	Fr.	Clarkston, Mich.
20	Matt McQuaid	G	6-4	200	Sr.	Duncanville, Texas
23	Xavier Tillman	F	6-8	260	So.	Grand Rapids, Mich.
25	Kenny Goins	F	6-7	230	Sr.	Troy, Mich.
30	Marcus Bingham Jr.	F	6-11	235	Fr.	Grand Rapids, Mich.
40	Braden Burke	F	6-11	235	Jr.	Stevensville, Mich.
41	Conner George	G	6-3	200	Jr.	Okemos, Mich.
44	Nick Ward	F	6-8	245	Jr.	Gahanna, Ohio

RUTGERS

Piscataway, N.J. | Jan. 21 | 7 p.m. | BTN

General Info

Location Piscataway, N.J.
 Founded 1766
 Enrollment 49,577
 Nickname Scarlet Knights
 Color Scarlet
 President Robert Barchi
 Athletics Director Patrick Hobbs
 Conference Big Ten
 Arena Rutgers Athletic Center (8,000)
 Website scarletknights.com
 MBB Twitter @RutgersMBB

Team Information

2017-18 Record 15-19 (3-15, 14th)
 Postseason Finish None
 Lettermen R/L 7/8
 Starters R/L 3/2

Series Information

Overall Nebraska leads, 5-3
 In Lincoln Nebraska leads, 3-0
 In Piscataway Tied, 2-2
 Since Joining Big Ten Nebraska leads, 4-1
 Big Ten Regular Season Nebraska leads, 3-1
 Big Ten Tournament Nebraska leads, 1-0
 Last Meeting Nebraska 67, Rutgers 55 (2/10/2018)

Head Coach

Head Coach Steve Pikiell (Connecticut, 1990)
 Record at School 30-37 (Two seasons)
 Overall Record 222-193 (13 seasons)

Media Relations

Basketball Contact Kevin Lorincz
 Office/Cell (732) 445-8112/(732) 801-4067
 Email klorincz@scarletknights.com
 Press Row Phone (732) 445-7894

2018-19 Roster

No.	Name	Pos.	Ht.	Wt.	Yr.	Hometown
0	Geo Baker	G	6-4	180	So.	Derry, N.H.
2	Shaquille Doorson	C	7-0	275	Sr.	Amsterdam, The Netherlands
5	Eugene Omoruyi	F	6-7	234	Jr.	Rexdale, Ontario
10	Joey Downes	G	5-11	170	So.	East Sandwich, Mass.
11	Mamadou Doucoure	F/C	6-9	243	So.	Bamako, Mali
13	Shaq Carter	F	6-9	245	Jr.	Hollywood, Fla.
15	Myles Johnson	F/C	6-10	255	Fr.	Long Beach, Calif.
22	Caleb McConnell	G	6-6	190	Fr.	Jacksonville, Fla.
23	Montez Mathis	G	6-4	200	Fr.	Baltimore, Md.
24	Ron Harper Jr.	G/F	6-6	230	Fr.	Franklin Lakes, N.J.
32	Peter Kiss	G	6-5	200	So.	New York, N.Y.
35	Issa Thiam	G/F	6-10	190	Jr.	Dakar, Senegal
42	Jacob Young	G	6-2	190	Jr.	Houston, Texas
55	Luke Nathan	F/C	6-10	235	So.	Randolph, N.J.

N 2018-19 NEBRASKA BASKETBALL

BIG TEN OPPONENTS

OHIO STATE

Lincoln, Neb. | Jan. 26 | 11 a.m. | FS1

General Info

Location Columbus, Ohio
 Founded 1870
 Enrollment 57,466
 Nickname Buckeyes
 Colors Scarlet and Gray
 President Dr. Michael Drake
 Athletics Director Eugene Smith
 Conference Big Ten
 Arena Value City Arena (18,809)
 Website ohiostatebuckeyes.com
 MBB Twitter @OhioStateHoops

Team Information

2017-18 Record 25-9 (15-3, t-2nd)
 Postseason Finish NCAA Second Round
 Lettermen R/L 9/4
 Starters R/L 2/3

Series Information

Overall Ohio State leads, 15-4
 In Lincoln Ohio State leads, 4-3
 In Columbus Ohio State leads, 9-1
 Since Joining Big Ten Ohio State leads, 11-2
 Big Ten Regular Season Ohio State leads, 9-2
 Big Ten Tournament Ohio State leads, 2-0
 Last Meeting Ohio State 64, Nebraska 59 (1/22/2018)

Head Coach

Head Coach (Year) Chris Holtman (Taylor, 1994)
 Record at School 25-9 (One season)
 Overall Record 139-94 (Seven seasons)

Media Relations

Basketball Contact Dan Wallenberg
 Office/Cell (614) 292-6861/(614) 266-4306
 Email wallenberg.1@osu.edu
 Press Row Phone (614) 688-5330

2018-19 Roster

No.	Name	Pos.	Ht.	Wt.	Yr.	Hometown
0	Micah Potter	C	6-9	240	Jr.	Mentor, Ohio
1	Luther Muhammad	G	6-3	185	Fr.	Jersey City, N.J.
2	Musa Jallow	G	6-5	200	So.	Bloomington, Ind.
3	C.J. Jackson	G	6-1	175	Sr.	Charlotte, N.C.
4	Duane Washington Jr.	G	6-3	190	Fr.	Grand Rapids, Mich.
10	Justin Ahrens	F	6-5	180	Fr.	Versailles, Ohio
13	CJ Walker	G	6-1	195	Jr.	Indianapolis, Ind.
14	Joey Lane	G	6-1	180	Sr.	Deerfield, Ill.
23	Jaedon LeDee	F	6-9	230	Fr.	Houston, Texas
24	Andre Wesson	F	6-6	220	Jr.	Westerville, Ohio
25	Kyle Young	F	6-8	205	So.	Canton, Ohio
32	Keyshawn Woods	G	6-3	205	Sr.	Gastonia, N.C.
34	Kaleb Wesson	F	6-9	270	So.	Westerville, Ohio
40	Danny Hummer	G	6-0	175	Jr.	Upper Arlington, Ohio

WISCONSIN

Lincoln, Neb. | Jan. 29 | 7 p.m. | BTN

General Info

Location Madison, Wis.
 Founded 1848
 Enrollment 42,041
 Nickname Badgers
 Colors Cardinal and White
 Chancellor Rebecca Blank
 Athletics Director Barry Alvarez
 Conference Big Ten
 Arena Kohl Center (17,287)
 Website UWBadgers.com
 MBB Twitter @BadgerMBB

Team Information

2017-18 Record 15-18 (7-11, 9th)
 Postseason Finish None
 Lettermen R/L 11/4
 Starters R/L 5/0

Series Information

Overall Tied, 14-14
 In Lincoln Nebraska leads, 7-5
 In Madison Wisconsin leads, 8-5
 Since Joining Big Ten Wisconsin leads, 8-4
 Big Ten Regular Season Wisconsin leads, 8-3
 Big Ten Tournament Nebraska leads 1-0
 Last Meeting Nebraska 74, Wisconsin 63 (1/29/2018)

Head Coach

Head Coach (Year) Greg Gard (UW-Platteville, 1995)
 Record at School 57-36 (Three seasons)
 Overall Record Same

Media Relations

Basketball Contact Patrick Herb
 Office/Cell (608) 890-2477 / (608) 957-2085
 Email PAH@athletics.wisc.edu
 Press Row Phone (608) 265-4333

2018-19 Roster

No.	Name	Pos.	Ht.	Wt.	Yr.	Hometown
0	D'Mitrik Trice	G	6-0	187	So.	Huber Heights, Ohio
1	Brevin Pritzl	G	6-3	198	Jr.	De Pere, Wis.
2	Aleem Ford	F	6-8	220	So.	Lawrenceville, Ga.
3	Walt McGrory	G	6-3	200	So.	Minneapolis, Minn.
4	Carter Higginbottom	G	6-0	183	Fr.	Chicago, Ill.
12	Trevor Anderson	G	6-2	201	So.	Stevens Point, Wis.
13	Tai Strickland	G	6-2	172	Fr.	Tampa, Fla.
15	Charles Thomas, IV	F	6-8	250	Sr.	Highland, Md.
21	Khalil Iverson	G	6-5	217	Sr.	Delaware, Ohio
22	Ethan Happ	F	6-10	237	Sr.	Milan, Ill.
23	Kobe King	G	6-4	203	RFr.	La Crosse, Wis.
25	Alex Illikainen	F	6-9	235	Sr.	Grand Rapids, Minn.
30	Owen Hamilton	C	7-0	266	So.	Prescott, Wis.
31	Michael Ballard	G	6-4	197	So.	Oak Park, Ill.
32	Joe Hedstrom	C	7-0	223	Fr.	Hopkins, Minn.
33	Taylor Currie	F	6-8	226	Fr.	Clarkston, Mich.
34	Brad Davison	G	6-3	206	So.	Maple Grove, Minn.
35	Nate Reuvers	F	6-11	240	So.	Lakeville, Minn.

PURDUE

West Lafayette, Ind. | Feb. 9 | 7:30 p.m. | BTN
Lincoln, Neb. | Feb. 23 | 3 p.m. | BTN

General Info

Location West Lafayette, Ind.
Founded 1869
Enrollment 43,411
Nickname Boilermakers
Colors Old Gold & Black
President Mitch Daniels
Athletics Director Mike Bobinski
Conference Big Ten
Arena Mackey Arena (14,804)
Website purduesports.com
MBB Twitter @BoilerBall

Team Information

2017-18 Record 30-7 (15-3, t-2nd)
Postseason Finish NCAA Sweet 16
Lettermen R/L 6/5
Starters R/L 1/4

Series Information

Overall Purdue leads, 14-5
In Lincoln Purdue leads, 4-3
In West Lafayette Purdue leads, 8-0
Since Joining Big Ten Purdue leads, 8-3
Big Ten Regular Season Purdue leads, 7-2
Big Ten Tournament Tied, 1-1
Last Meeting Purdue 74, Nebraska 62 (1/6/2018)

Head Coach

Head Coach (Year) Matt Painter (Purdue, 1994)
Record at School 295-149 (14 seasons)
Overall Record 320-154 (15 seasons)

Media Relations

Basketball Contact Chris Forman
Office/Cell (765) 494-3201/ (413) 687-4590
Email cforman@purdue.edu
Press Row Phone (765) 494-6365

2018-19 Roster

No.	Name	Pos.	Ht.	Wt.	Yr.	Hometown
1	Aaron Wheeler	F	6-9	200	RFr.	Stamford, Conn.
2	Eric Hunter Jr.	G	6-3	170	Fr.	Indianapolis, Ind.
3	Carsen Edwards	G	6-1	200	Jr.	Atascocita, Texas
4	Emmanuel Dowuona	C	6-10	230	Fr.	Miami, Fla.
12	Evan Boudreaux	F	6-8	225	Jr.	Lake Forest, Ill.
14	Ryan Cline	G	6-6	195	Sr.	Carmel, Ind.
15	Tommy Luce	G	5-10	155	Jr.	Jeffersonville, Ind.
20	Nojel Eastern	G	6-6	220	So.	Evanston, Ill.
23	Kyle King	F	6-6	215	Fr.	St. Charles, Ill.
24	Grady Eifert	F	6-6	220	Sr.	Fort Wayne, Ind.
32	Matt Haarms	C	7-3	250	So.	Amsterdam, Netherlands
50	Trevion Williams	F	6-9	280	Fr.	Chicago, Ill.
55	Sasha Stefanovic	G	6-4	195	RFr.	Crown Point, Ind.

NORTHWESTERN

Lincoln, Neb. | Feb. 16 | 7:30 p.m. | BTN

General Info

Location Evanston, Ill.
Founded 1851
Enrollment 8,367
Nickname Wildcats
Colors Purple and White
President Morton Schapiro
Athletics Director Jim Phillips
Conference Big Ten
Arena Welsh-Ryan Arena (7,039)
Website NUSports.com
MBB Twitter @NUMensBball

Team Information

2017-18 Record 15-17 (6-12, 10th)
Postseason Finish None
Lettermen R/L 6/4
Starters R/L 2/3

Series Information

Overall Nebraska leads, 8-6
In Lincoln Nebraska leads, 4-2
In Evanston Northwestern leads, 4-2
Since Joining Big Ten Tied, 5-5
Big Ten Regular Season Tied, 5-5
Big Ten Tournament Never Met
Last Meeting Nebraska 70, Northwestern 55 (1/2/2018)

Head Coach

Head Coach (Year) Chris Collins (Duke, 2000)
Record at School 88-77 (Five seasons)
Overall Record Same

Media Relations

Basketball Contact Ray O'Connell
Office/Cell (847) 467-3418/(773) 550-0128
Email raymond.oconnell@northwestern.edu
Press Row Phone (847) 491-8852

2018-19 Roster

No.	Name	Pos.	Ht.	Wt.	Yr.	Hometown
2	Ryan Greer	G	6-2	185	Fr.	Atlanta, Ga.
4	Vic Law	F	6-7	200	Sr.	South Holland, Ill.
5	Dererk Pardon	C	6-8	235	Sr.	Cleveland, Ohio
10	Miller Kopp	F	6-7	210	Fr.	Houston, Texas
11	Anthony Gaines	G	6-4	205	So.	Kingston, N.Y.
14	Ryan Taylor	G	6-6	195	Sr.	Gary, Ind.
15	Ryan Young	C	6-10	235	Fr.	Stewartville, N.J.
21	A.J. Turner	F	6-7	188	Jr.	Mt. Clemens, Mich.
22	Pete Nance	F	6-10	210	Fr.	Akron, Ohio
23	Jordan Ash	G	6-3	200	Sr.	Bolingbrook, Ill.
25	Barret Benson	C	6-10	240	Jr.	Willowbrook, Ill.
33	Tino Malnati	G	6-3	190	So.	Northfield, Ill.
34	Charlie Hall	F	6-5	210	Jr.	Los Angeles, Calif.
35	Aaron Falzon	F	6-8	225	Jr.	Newton, Mass.

N 2018-19 NEBRASKA BASKETBALL

BIG TEN OPPONENTS

MICHIGAN

Ann Arbor, Mich. | Feb. 28 | 6 p.m. | ESPN/ESPN2

General Info

Location..... Ann Arbor, Mich.
 Founded..... 1817
 Enrollment..... 46,002
 Nickname..... Wolverines
 Colors..... Maize and Blue
 President..... Mark Schlissel
 Athletics Director..... Warde Manuel
 Conference..... Big Ten
 Arena..... Crisler Center (12,707)
 Website..... mgoblue.com
 MBB Twitter..... @umichbball

Team Information

2017-18 Record.....33-8 (13-5, t-4th)
 Postseason Finish..... NCAA Runner-Up
 Lettermen R/L.....10/8
 Starters R/L.....3/2

Series Information

Overall..... Michigan leads, 15-3
 In Lincoln..... Michigan leads, 4-3
 In Ann Arbor..... Michigan leads, 8-0
 Since Joining Big Ten..... Michigan leads, 8-1
 Big Ten Regular Season..... Michigan leads, 8-1
 Big Ten Tournament..... Michigan leads, 1-0
 Last Meeting..... Michigan 77, Nebraska 58 (3/2/2018)

Head Coach

Head Coach (Year)..... John Beilein (Wheeling Jesuit, 1975)
 Record at School..... 248-143 (11 seasons)
 Overall Record..... 799-461 (40 seasons)

Media Relations

Basketball Contact..... Tom Wywrot
 Office/Cell..... (734) 249-0306/(734) 320-1148
 Email..... twywrot@umich.edu
 Press Row Phone..... (734) 998-7978

2018-19 Roster

No.	Name	Pos.	Ht.	Wt.	Yr.	Hometown
0	David DeJulius	G	6-0	190	Fr.	Detroit, Mich.
1	Charles Matthews	G	6-6	205	Sr.	Chicago, Ill.
2	Jordan Poole	G	6-5	195	So.	Milwaukee, Wis.
3	Zavier Simpson	G	6-0	190	Jr.	Lima, Ohio
4	Isaiah Livers	F	6-7	235	So.	Kalamazoo, Mich.
5	Adrien Nuñez	G	6-6	205	Fr.	Brooklyn, N.Y.
11	Colin Castleton	F	6-11	210	Fr.	Daytona Beach, Fla.
13	Ignas Brazdeikis	F	6-7	215	Fr.	Mono, Ontario, Canada
15	Jon Teske	C	7-1	260	Jr.	Medina, Ohio
23	Brandon Johns Jr.	F	6-8	225	Fr.	East Lansing, Mich.
24	C.J. Baird	F	6-5	220	So.	Novi, Mich.
32	Luke Wilson	G	6-0	170	So.	Boulder, Colo.
44	Jaron Faulds	F	6-10	225	So.	Holt, Mich.
51	Austin Davis	F	6-10	245	Jr.	Onsted, Mich.
55	Eli Brooks	G	6-1	185	So.	Spring Grove, Pa.



2019 BIG TEN TOURNAMENT SCHEDULE

Wednesday, March 13

Game	Time	TV	Matchup
Game #1	5:30 p.m.	BTN	#13 Seed vs. #12 Seed
Game #2	8 p.m.	BTN	#14 Seed vs. #11 Seed

Thursday, March 14

Game	Time	TV	Matchup
Game #3	11:30 a.m.	BTN	#9 Seed vs. #8 Seed
Game #4	1:30 p.m.	BTN	Game 1 Winner vs. #5 Seed
Game #5	6 p.m.	BTN	#10 Seed vs. #7 Seed
Game #6	8 p.m.	BTN	Game 2 Winner vs. #6 Seed

Friday, March 15

Game	Time	TV	Matchup
Game #7	11:30 a.m.	BTN	Game 3 Winner vs. #1 Seed
Game #8	1:30 p.m.	BTN	Game 4 Winner vs. #4 Seed
Game #9	6 p.m.	BTN	Game 5 Winner vs. #2 Seed
Game #10	8 p.m.	BTN	Game 6 Winner vs. #3 Seed

Saturday, March 16

Semifinal	Time	TV	Matchup
Semifinal #1	Noon	CBS	Game 7 Winner vs. Game 8 Winner
Semifinal #2	2:30 p.m.	CBS	Game 9 Winner vs. Game 10 Winner

Sunday, March 17

Championship	Time	TV	Matchup
Championship	2:30 p.m.	CBS	Game 11 Winner vs. Game 12 Winner

All times listed are Central

BIG TEN MEN'S BASKETBALL TOURNAMENT HISTORY/SITES

Year	City	Facility	Champion
1997-98	Chicago	United Center	Michigan
1998-99	Chicago	United Center	Michigan State
1999-00	Chicago	United Center	Michigan State
2000-01	Chicago	United Center	Iowa
2001-02	Indianapolis	Bankers Life Fieldhouse	Ohio State
2002-03	Chicago	United Center	Illinois
2003-04	Indianapolis	Bankers Life Fieldhouse	Wisconsin
2004-05	Chicago	United Center	Illinois
2005-06	Indianapolis	Bankers Life Fieldhouse	Iowa
2006-07	Chicago	United Center	Ohio State
2007-08	Indianapolis	Bankers Life Fieldhouse	Wisconsin
2008-09	Indianapolis	Bankers Life Fieldhouse	Purdue
2009-10	Indianapolis	Bankers Life Fieldhouse	Ohio State
2010-11	Indianapolis	Bankers Life Fieldhouse	Ohio State
2011-12	Indianapolis	Bankers Life Fieldhouse	Michigan State
2012-13	Chicago	United Center	Ohio State
2013-14	Indianapolis	Bankers Life Fieldhouse	Michigan State
2014-15	Chicago	United Center	Wisconsin
2015-16	Indianapolis	Bankers Life Fieldhouse	Michigan State
2016-17	Washington, D.C.	Verizon Center	Michigan
2017-18	New York City	Madison Square Garden	Michigan
2018-19	Chicago	United Center	
2019-20	Indianapolis	Bankers Life Fieldhouse	
2020-21	Chicago	United Center	
2021-22	Indianapolis	Bankers Life Fieldhouse	

Known as one of intercollegiate sports' most successful undertakings, the Big Ten is home to a lineage of legendary names and an ongoing tradition of developing strong leaders. Even in its infancy, the conference established itself as the preeminent collection of institutions in the nation, where the pursuit of academic excellence prevailed as the definitive goal.

The history of the Big Ten traces back more than 120 years to the Palmer House hotel in Chicago, where on January 11, 1895, then-Purdue president James H. Smart and leaders from the University of Chicago, University of Illinois, University of Michigan, University of Minnesota, Northwestern University and University of Wisconsin set out to organize and develop principles for the regulation of intercollegiate athletics.

At that meeting, a blueprint for the administration of college athletics under the direction of appointed faculty representatives was outlined. The presidents' first known action "restricted eligibility for athletics to bonafide, full-time students who were not delinquent in their studies." That important legislation, along with other legislation that would follow in the coming years, served as the primary building block for intercollegiate athletics.

On February 8, 1896, one faculty member from each of those seven universities met at the same Palmer House and officially established the mechanics of the conference, which was officially incorporated as the "Intercollegiate Conference Athletic Association" in 1905.

Indiana University and the State University of Iowa became the eighth and ninth members in 1899. In 1908, Michigan briefly withdrew its membership, and in 1912 Ohio State University joined the conference, bringing its membership total back to nine. Upon Michigan's return in 1917, the conference was first referred to as the "Big Ten" by media members, and that name was eventually incorporated in 1987.

As the 1900s opened, faculty representatives established rules for intercollegiate athletics that were novel for the time. As early as 1904, the faculty approved legislation that required eligible athletes to meet entrance requirements and to have completed a full year's work, along with having one year of residence.

In 1901, the first Big Ten Championship event was staged when the outdoor track and field championships were held at the University of Chicago. The debut event marked what is now a staple of conference competition. Today, the Big Ten sponsors 28 official sports, 14 for men and 14 for women, including the addition of men's ice hockey and men's and women's lacrosse over the last four years. Big Ten schools compete in a total of 42 different sports, furthering the conference's commitment to broad-based programming and providing more participation opportunities than any conference in the country.

One of the conference's proudest traditions began in 1902 when Michigan took on Stanford in the Rose Bowl, the nation's first bowl game. Big Ten teams only appeared in Pasadena twice before the conference signed an exclusive contract with the Tournament of Roses in 1946, making it the first bowl game with permanent conference affiliations. But Michigan's appearance in 1902 cultivated a relationship that has endured for more than a century. In January 2014, Michigan State defeated Stanford in the 100th Rose Bowl Game.

Coupling the academic goals set forth by the leaders of the charter members of the conference and their steadfast commitment to athletics, the conference instituted the Big Ten Medal of Honor in 1915. It is awarded annually by each conference institution to a student of the graduating class who has attained the greatest proficiency in scholarship and athletics. For more than 100 years, it has been the most prestigious honor a student competing in Big Ten athletics can receive.

In 1922, Major John L. Griffith became the conference's first "Commissioner of Athletics." Griffith was the first of five men to assume the role of commissioner in the conference's history, followed by Kenneth L. "Tug" Wilson in 1945, Bill Reed in 1961, Wayne Duke in 1971 and current commissioner James E. Delany in 1989.

After nearly 30 years with 10 members, the conference consolidated to nine schools when the University of Chicago formally withdrew its membership in 1946. Michigan State College (now Michigan State University) was added to the Big Ten three years later, bringing the number of affiliated conference schools to 10 once again.

In 1955, the Big Ten formulated a revenue-sharing model designed to pool all football television rights of its members and share those proceeds equally. The conference and its members continue to utilize a revenue-sharing model, dividing media rights, bowl payouts and other profits among all conference institutions.

While academics have always played an integral role in the conference, presidents of the Big Ten member institutions formalized the primacy of academics with the establishment of the Big Ten Academic Alliance (formerly the Committee on Institutional Cooperation) in 1958. The Big Ten Academic Alliance is an academic consortium of all Big Ten universities. Annually, the schools currently constituting the Big Ten Academic Alliance produced over \$10 billion in funded research, \$5 billion more than any other conference.

In one of Duke's first actions as commissioner, he oversaw the adoption of the Big Ten Advisory Commission in 1972, designed to study conference programs and make suggestions which would further Big Ten objectives. The Advisory Commission enlists former students that competed in Big Ten athletics to serve as liaisons to the NCAA's Diversity and Inclusion Department, the Big Ten Student-Athlete Advisory Commission and other organizations.



James E. Delany
 Commissioner



Rick Boyages
 Associate Commissioner



Jason Yellin
 Assistant Commissioner,
 Communications

In 1981, the conference presidents and chancellors endorsed a proposal that enabled universities to affiliate their women's intercollegiate programs with the conference, and the first conference championships for women were staged that fall. The Big Ten was the first conference to voluntarily adopt male and female participation goals after launching its Gender Equity Action Plan in 1992.

In December of 1989, the conference agreed in principle to invite Pennsylvania State University for membership. On June 4, 1990, the Council of Presidents officially voted to integrate Penn State into the conference, giving the Big Ten 11 members.

In 2004, the Big Ten implemented a pilot program of instant replay for college football. Following the season, the conference forwarded replay proposals to the NCAA regarding the future use of instant replay, where it approved country-wide testing in 2005. In 2006, the NCAA approved the use of instant replay for all conferences.

In 2006, Delany announced the creation of the first conference-owned television network, a 20-year agreement with FOX Networks to create what would become the Big Ten Network (BTN). Launched on Aug. 30, 2007, BTN now produces more than 1,500 events across all platforms each year. BTN is in more than 60 million homes in the U.S. and Canada via the nation's major cable, satellite and telco providers and more than 300 additional cable operators across the country. BTN2Go is the digital extension of BTN, delivering live and on-demand programming to computers, smartphones and tablets and also is accessible outside the U.S., Canada and the Caribbean via BTN2Go International.

On June 11, 2010, the Big Ten Council of Presidents/Chancellors (COP/C) approved a formal membership application by the University of Nebraska, expanding the conference to 12 institutions. Nebraska officially joined the Big Ten on July 1, 2011.

The conference expanded its footprint further in 2012 when the COP/C approved formal membership applications from the University of Maryland and Rutgers University on November 19 and 20, respectively. Maryland and Rutgers became official Big Ten members on July 1, 2014, giving the conference almost 9,500 students participating in intercollegiate athletics and more than 11,000 participation opportunities on 350 teams.

Since opening in the fall of 2013, the Big Ten conference center hosts more than 300 meetings annually for member institutions, Big Ten Academic Alliance (formerly CIC) related committees and coaches' groups. The headquarters also features an interactive digital museum - the Big Ten Experience - which brings the conference's storied academic and athletic history to life. For more information on the Big Ten Experience, go to bigten.org.

In June 2014, the Big Ten opened a second office in New York City, featuring both office and meeting space in Midtown Manhattan. Big Ten staff members are based in the New York City office to provide expanded coverage and service, while other conference and institutional administrators utilize the space as necessary when conducting business on the East Coast. The Big Ten and its member institutions also have access to satellite office space in Washington, D.C.

Delany and his staff work to meet the educational needs of students competing in intercollegiate athletics to allow them to excel in all areas of their lives. The conference office manages 28 different championships and tournaments, offers legislative and compliance services, oversees the production and distribution of more than 1,400 events annually, provides staff services to coaching and administrative personnel and services media and fans interest for information on the Big Ten.

More than 120 years after its inception, the Big Ten remains a national leader in intercollegiate athletics on and off the field. Big Ten programs have combined to win more than 450 team and 1,800 individual national championships, consistently taking home individual honors for athletic and academic accomplishments and fulfilling the Big Ten's mission of academic achievement and athletic success.

BIG TEN CONFERENCE

5440 Park Place
 Rosemont, IL, 60018
 Phone: (847) 696-1010
 Fax: (847) 696-1150
bigten.org



OPONENTS



Bo Spencer had 23 points as Nebraska overcame a 13-point second-half deficit in a 70-69 win over No. 11 Indiana on Jan. 18, 2012.

ILLINOIS (ILLINOIS LEADS 14-7)

- In Lincoln: Tied, 4-4
At Pinnacle Bank Arena: Nebraska leads, 3-1
- In Champaign: Illinois leads, 10-2
At State Farm Center: Illinois leads, 6-2
- San Juan Shootout: Illinois leads, 1-0
- In Big Ten Conference games: Illinois leads, 7-5
- In Big Ten Tournament games: 0-0

Husker-Illini Superlatives

- Most consecutive wins (year ended): Nebraska 1 (1921, 1990, 2012, 2014, 2015, 2016, 2018); Illinois 7 (1921-76)
- Most points scored: Nebraska, 100, at San Juan, P.R., Nov. 24, 1990; Illinois 73, at San Juan, P.R., Nov. 24, 1990
- Highest combined score: 173, Nebraska, 100, Illinois, 73, at San Juan, P.R., Nov. 24, 1990
- Biggest winning margin: Nebraska, 27, at San Juan, P.R., Nov. 24, 1990; Illinois, 42, at Champaign, Ill., Dec. 12, 1942

Date	Site	Rankings	Result	Neb.	Ill.
1-1-21	A	-/-	W	30	25
1-3-21	A	-/-	L	24	26
12-12-42	A	-/-	L	27	69
12-29-44	A	-/-	L	39	71
12-20-45	H	-/-	L	51	62
12-28-46	A	-/-	L	37	72
11-28-75	H	-/-	L	58	60
12-11-76	A	-/-	L	63	67
11-24-90	N	-/-	W	100	73
1-7-12	A	-/-	L	54	59
2-18-12	H	-/-	W	80	57
1-22-13	H	-/-	L	51	71
3-2-13	A	-/-	L	65	72
2-12-14	H	-/-	W	67	58
2-26-14	A	-/-	L	49	60
1-11-15	H	-/-	W	53	43
3-4-15	A	-/-	L	57	69
1-16-16	A	-/-	W	78	67
2-26-17	H	-/-	L	57	73
1-15-18	H	-/-	W	64	63
2-18-18	A	-/-	L	66	72

INDIANA (INDIANA LEADS 12-6)

- In Lincoln: Indiana leads, 5-4
At Pinnacle Bank Arena: Tied, 2-2
- In Bloomington: Indiana leads, 6-2
At Assembly Hall: Indiana leads, 3-2
- In Indianapolis (Hoosier Classic): Indiana leads, 1-0
- In Big Ten Conference games: Nebraska leads, 5-4
- In Big Ten Tournament games: 0-0

Husker-Hoosier Superlatives

- Most consecutive wins (year ended): Nebraska 2 (2014; 2016-current); Indiana 7 (1937-1982)
- Most points scored: Nebraska, 87, at Bloomington, Ind., Dec. 28, 2016; Indiana 97, at Bloomington, Ind., Dec. 21, 1974
- Highest combined score: 170, Nebraska 87, Indiana, 83, at Bloomington, Ind., Dec. 28, 1974
- Biggest winning margin: Nebraska, 20, at Lincoln, Neb., Feb. 6, 1920; Indiana, 37, at Bloomington, Ind. Dec. 21, 1974

Date	Site	Rankings	Result	Neb.	Ind.
2-5-20	H	-/-	L	20	24
2-6-20	H	-/-	W	38	18
12-23-37	A	-/-	L	42	43
12-15-39	H	-/-	L	39	49
12-15-41	A	-/-	L	29	56
12-30-42	H	-/-	L	39	40
12-30-44	A	-/-	L	42	65
12-21-74	A	/2	L	60	97
12-30-82	N	-/1	L	50	67
1-18-12	H	-/11	W	70	69
2-13-13	A	-/1	L	47	76
1-30-14	A	-/-	W	60	55
3-5-14	A	-/-	W	70	60
12-31-14	H	-/-	L	65	70
1-2-16	H	-/-	L	69	79
2-17-16	A	-/22	L	64	80
12-28-16	A	-/16	W	87	83
2-20-18	H	-/-	W	66	57

IOWA (IOWA LEADS 19-11)

- In Lincoln: Nebraska leads, 9-5
At Pinnacle Bank Arena: Nebraska leads, 2-1
- In Iowa City: Iowa leads, 15-2
At Carver-Hawkeye Arena: Iowa leads, 5-1
- In Big Ten Conference games: Iowa leads, 7-4
- In Big Ten Tournament games: 0-0

Husker-Hawkeye Superlatives

- Most consecutive wins (year ended): Nebraska 2 (1941-42, 1956-70); Iowa 5 (2013-16)
- Most points scored: Nebraska, 98, at Lincoln, Neb., Jan. 27, 2018; Iowa, 90, at Lincoln, Neb., Jan. 5, 2017
- Highest combined score: 183, Nebraska, 93, Iowa, 90, at Lincoln, Neb., Jan. 5, 2017
- Biggest winning margin: Nebraska, 24, at Lincoln, Neb., Dec. 3, 1956; Iowa, 28, at Lincoln, Neb., Feb. 22, 2015

Date	Site	Rankings	Result	Neb.	Iowa
1-28-1907	H	-/-	W	25	17
2-22-1907	A	-/-	L	29	32
3-6-1908	A	-/-	L	26	39
1-25-30	H	-/-	W	41	26
12-19-31	A	-/-	L	29	34
12-20-34	H	-/-	L	24	31
12-30-41	A	-/-	W	41	34
12-19-42	H	-/-	W	52	43
12-10-43	A	-/-	L	33	50
12-16-44	H	-/-	L	45	61
12-17-45	A	-/-	L	35	61
12-12-53	H	-/-	W	81	70
12-6-54	A	-/4	L	61	84
12-3-55	A	-/-	L	51	60
12-3-56	H	-/-	W	67	43
12-5-70	H	-/-	W	73	71
12-21-71	A	-/-	L	77	86
12-2-75	A	-/-	L	65	72
11-27-76	H	-/-	L	57	71
1-26-12	A	-/-	W	79	73
2-29-12	H	-/-	L	53	62



Dylan Talley's 3-pointer in the final minute helped Nebraska rally back from a 20-point deficit to defeat Iowa, 64-60 on Feb. 23, 2013.



Tai Webster scored 18 points, including the final seven points in a 14-0 game-ending run, as Nebraska picked up its first-ever win at Maryland, 67-65, on Jan. 1, 2017.

2-23-13	H	-/-	W	64	60
3-9-13	A	-/-	L	60	74
12-31-13	A	-/22	L	57	67
1-5-15	A	-/-	L	59	70
2-22-15	H	-/-	L	46	74
1-5-16	A	-/19	L	66	77
1-5-17	H	-/-	W (2OT)	93	90
2-5-17	A	-/-	L	70	81
1-27-18	H	-/-	W	98	84

MARYLAND (MARYLAND LEADS, 4-2)

- In Lincoln: Maryland leads, 2-1
 At Pinnacle Bank Arena: Maryland leads, 2-1
- In College Park: Tied, 1-1
 At XFINITY Center: Tied, 1-1
- In Big Ten Conference games: Maryland leads, 3-2
- In Big Ten Tournament games: 1-0

Husker-Terrapin Superlatives

- Most consecutive wins (year ended): Nebraska 2 (2017-current); Maryland 4 (2015-16)
- Most points scored: Nebraska, 86, at Indianapolis, Ind., March 11, 2016; Maryland 97, at Indianapolis, Ind., March 11, 2016
- Highest combined score: 183, Maryland 97, Nebraska, 86, at Indianapolis, Ind., March 11, 2016
- Biggest winning margin: Nebraska, 4, at Lincoln, Neb., Feb. 13, 2018; Maryland, 11, at Indianapolis, Ind., March 11, 2016

Date	Site	Rankings	Result	Neb.	Md.
2-19-15	A	-/15	L	65	69
3-8-15	H	-/10	L	61	64
2-3-16	H	-/4	L	65	70
3-11-16	N	-/18	L	86	97
1-1-17	A	-/-	W	67	65
2-13-18	H	-/-	W	70	66

MICHIGAN (MICHIGAN LEADS 15-3)

- In Lincoln: Michigan leads, 4-3
 At Pinnacle Bank Arena: Michigan leads, 3-1
 - In Ann Arbor: Michigan leads, 8-0
 At Crisler Center: Michigan leads, 5-0
 - In Honolulu, Hawaii: Michigan leads, 1-0
 - In Kansas City: Michigan leads, 1-0
 - In Big Ten Conference games: Michigan leads, 8-1
 - In Big Ten Tournament games: Michigan leads, 1-0
- Note: Michigan vacated win against NU in 1992

Husker-Wolverine Superlatives

- Most consecutive wins (year ended): Nebraska 1 (1956, 1964; 2017); Michigan 10 (1980-2017)
- Most points scored: Nebraska, 85, at Ann Arbor, Mich., Jan. 14, 2017; Michigan, 93, at Lincoln, Neb., March 5, 2017
- Highest combined score: 176, Michigan, 91, Nebraska, 85, at Ann Arbor, Mich., Jan. 14, 2017
- Biggest winning margin: Nebraska, 20, at Lincoln, Neb., Jan. 18, 2018; Michigan, 36, at Lincoln, Neb., March 5, 2017

Date	Site	Rankings	Result	Neb.	Mich.
12-29-49	N	-/-	L	65	67
12-10-55	A	-/-	L	71	77
12-8-56	H	-/-	W	73	60
12-7-57	A	-/-	L	57	81
12-6-63	A	-/6	L	55	80
12-12-64	H	-/1	W	74	73
3-6-80	A	-/-	L	69	76
12-28-92!	N	20/6	L	73	88
2-8-12	H	-/22	L	46	62
1-9-13	H	-/2	L	47	62
1-9-14	H	-/-	L	70	71
2-5-14	A	-/10	L	50	79
1-27-15	A	-/-	L	44	58
1-23-16	H	-/-	L	68	81

1-14-17	A	-/-	L	85	91
3-5-17	H	-/-	L	57	93
1-18-18	H	-/23	W	72	52
3-2-18	N	-/15	L	58	77

!-later vacated

MICHIGAN STATE (MSU LEADS 15-9)

- In Lincoln: Nebraska leads, 6-5
 At Pinnacle Bank Arena: Tied, 1-1
- In East Lansing: Michigan State leads, 8-3
 At Breslin Center: Michigan State leads 6-3
- In Kansas City: Michigan State leads 1-0
- In Atlanta: Michigan State Leads 1-0
- In Big Ten Conference games: Michigan State leads, 7-3
- In Big Ten Tournament games: 0-0

Husker-Spartan Superlatives

- Most consecutive wins (year ended): Nebraska 3 (2014-16); Michigan State 4 (2012-13)
- Most points scored: Nebraska, 96, at Lincoln, Neb., Dec. 10, 1994; Michigan State, 101, at East Lansing, Mich., Dec. 4, 1991
- Highest combined score: 187, Michigan State, 91, Nebraska, 96, at Lincoln, Neb., Dec. 10, 1994
- Biggest winning margin: Nebraska, 19, at Lincoln, Neb., Feb. 14, 1920; Michigan State, 29, at East Lansing, Mich., Dec. 3, 2017

Date	Site	Rankings	Result	Neb.	MSU
2-13-20	H	-/-	W	43	26
2-14-20	H	-/-	W	39	20
12-27-56	N	-/-	L	65	79
12-20-58	A	-/11	L	55	80
12-17-59	H	-/-	L (2OT)	80	82
12-20-67	A	-/-	L	70	74
12-16-68	H	-/-	W	73	59
12-29-83	N	-/-	L	45	58
11-30-88	H	-/-	L	75	77
11-29-89	A	-/-	L	69	80
11-28-90	H	-/5	W	71	69
12-4-91	A	-/22	L	78	101
12-18-93	A	-/6	W	85	81
12-10-94	H	-/15	W (OT)	96	91
12-31-11	H	-/16	L	55	68
2-25-12	A	-/6	L	34	62
1-13-13	A	-/22	L	56	66
2-16-13	H	-/8	L	64	73
2-16-14	A	-/9	W	60	51
1-24-15	H	-/-	W	79	77
1-20-16	A	-/9	W	72	71
2-2-17	H	-/-	L	61	72
2-23-17	A	-/-	L	72	88
12-3-17	W	-/3	W	57	86

MINNESOTA (MINNESOTA LEADS 54-21)

- In Lincoln: Nebraska leads, 13-11
 At Pinnacle Bank Arena: Nebraska leads, 4-0
 - In Minneapolis: Minnesota leads 39-9
 At Williams Arena: Minnesota leads 20-5
 - In Hilo, Hawaii: Nebraska leads 1-0
 - In Big Ten Conference games: Tied, 5-5
 - In Big Ten Tournament games: 0-0
- Note: Minnesota vacated wins vs. NU in 1995, 1996 & 1998

Husker-Gopher Superlatives

- Most consecutive wins (year ended): Nebraska 3 (1934-36; 2013-15); Minnesota 17 (1937-58)
- Most points scored: Nebraska, 96, at Hilo, Hawaii, Nov. 26, 1995; Minnesota, 91, at Minneapolis, Minn., Dec. 9, 1995
- Highest combined score: 181, Nebraska, 96, Minnesota, 85, at Hilo, Hawaii, Nov. 26, 1995

OPPONENTS

N 2018-19 NEBRASKA BASKETBALL

SERIES VS. BIG TEN SCHOOLS

• Biggest winning margin: Nebraska, 29, at Lincoln, Neb., Dec. 8, 2002; Minnesota, 42, at Minneapolis, Minn., Feb. 15, 1902

Date	Site	Rankings	Result	Neb.	Minn.
2-15-02	A	-/-	L	9	52
3-7-03	A	-/-	L	14	41
2-18-04	A	-/-	L	21	42
1-20-05	A	-/-	W	22	21
1-21-05	A	-/-	W	28	25
3-24-06	A	-/-	L	16	25
2-15-07	A	-/-	L	19	20
2-16-07	A	-/-	L	18	20
2-28-08	A	-/-	L	12	43
2-29-08	A	-/-	L	10	32
2-5-09	A	-/-	L	17	24
2-6-09	A	-/-	L	21	39
2-19-09	H	-/-	L	26	28
2-20-09	H	-/-	L	20	29
2-18-10	A	-/-	L	14	33
2-19-10	A	-/-	L	9	27
1-27-11	A	-/-	L	10	25
1-28-11	A	-/-	L	15	40
1-26-12	A	-/-	L	15	40
1-25-13	A	-/-	L	11	20
2-6-14	A	-/-	W	21	16
2-7-14	A	-/-	W	14	9
1-8-15	A	-/-	L	18	22
1-9-15	A	-/-	L	9	23
12-29-31	A	-/-	L	24	32
12-23-32	A	-/-	L	25	27
1-2-33	H	-/-	L	22	32
1-1-34	A	-/-	L	16	32
12-29-34	H	-/-	W	26	24
12-20-35	A	-/-	W	41	24
12-21-36	H	-/-	W	29	24
12-20-37	A	-/-	L	28	33
12-21-38	H	-/-	L	37	66
12-23-39	A	-/-	L	37	61
12-21-40	H	-/-	L	36	43
12-27-41	A	-/-	L	32	56
12-13-43	A	-/-	L	21	40
1-22-44	H	-/-	L	32	45
12-22-44	H	-/-	L	54	55
12-8-45	A	-/-	L	30	55
12-23-46	H	-/-	L	58	66

12-13-47	A	-/-	L	59	63
12-6-48	H	-/-	L	52	61
12-2-50	A	-/-	L	41	55
12-8-51	H	-/-	L	55	63
12-13-52	A	-/-	L	62	71
12-5-53	A	-/-	L	64	75
12-13-58	A	-/-	L	57	78
12-7-59	H	-/-	W	76	66
12-8-76	H	-/-	L	58	66
12-19-77	A	-/-	W	63	49
11-28-78	H	-/-	W	58	48
12-15-79	A	-/-	L	58	75
11-26-95^	N	-/-	W	96	85
12-9-95^	A	-/-	L	80	91
12-21-96^	H	-16	L	56	70
12-13-97^	A	-/-	W	70	66
12-19-98^	H	-18	L	51	55
12-31-99	H	-/-	W	90	78
12-28-00	A	-/-	L(OT)	70	74
12-22-01	A	-/-	L	72	81
12-8-02	H	-20	W	80	60
12-29-03	A	-/-	W	77	60
12-8-04	H	-/-	L	48	57
2-5-12	H	-/-	L	61	69
3-3-12	A	-/-	L	69	81
1-29-13	A	-23	L	65	84
3-6-13	H	-/-	W	53	51
1-26-14	H	-/-	W	82	78
1-20-15	H	-/-	W	52	49
1-31-15	A	-/-	L	42	60
1-12-16	H	-/-	W	84	59
3-2-17	A	-/-	L	73	88
12-5-17	H	-14	W	78	68
2-5-18	A	-/-	W	91	85

NORTHWESTERN (NEBRASKA LEADS 8-6)

- In Lincoln: Nebraska leads 4-2
At Pinnacle Bank Arena: Tied, 2-2
- In Evanston: Northwestern leads, 4-3
At Welsh-Ryan Arena: Northwestern leads, 3-2
- Rosemont, Ill.: Nebraska leads, 1-0
- St. Charles, Mo.: Nebraska leads 1-0
- In Big Ten Conference games: Tied, 5-5
- In Big Ten Tournament games: 0-0

Husker-Wildcat Superlatives

- Most consecutive wins (year ended): Nebraska 4 (2013-15); Northwestern 4 (2015-17)
- Most points scored: Nebraska, 79, at Lincoln, Neb., Nov. 29, 1975; Northwestern, 84, at Evanston, Ill., Feb. 2, 2012
- Highest combined score: 168, Northwestern, 84, Nebraska, 74, at Evanston, Ill., Feb. 2, 2012
- Biggest winning margin: Nebraska, 16, at Lincoln, Neb., Feb. 3, 2015; Northwestern, 13, at Evanston, Ill., Dec. 21, 1933

Date	Site	Rankings	Result	Neb.	NW
12-21-33	A	-/-	L	22	35
11-29-75	H	-/-	W	79	68
12-20-76	A	-/-	W	71	68
11-27-99	N	-/-	W	61	52
2-2-12	A	-/-	L	74	84
1-26-13	H	-/-	W	64	49
2-8-14	A	-/-	W	53	49
3-1-14	H	-/-	W	54	47
2-3-15	H	-/-	W	76	60
12-30-15	H	-/-	L	72	81
3-6-16	A	-/-	L	54	65
1-18-17	H	-/-	L	66	74
1-26-17	A	-/-	L	61	73
1-2-18 #	H	-/-	W	70	55

#-Played in Rosemont, Ill.

OHIO STATE (OSU LEADS 15-4)

- In Lincoln: Ohio State leads, 5-2
At Pinnacle Bank Arena: Ohio State leads, 2-1
- In Columbus: Ohio State leads 9-1
At Value City Arena: Ohio State leads, 6-1
- El Paso, Texas: Nebraska leads 1-0
- In Big Ten Conference games: Ohio State leads, 9-2
- In Big Ten Tournament games: Ohio State leads, 2-0

Husker-Buckeye Superlatives

- Most consecutive wins (year ended): Nebraska 1 (1936, 1985, 2014, 2017); Ohio State 9 (1987-2014)
- Most points scored: Nebraska, 76, at Columbus, Ohio, Dec. 14, 1988; Ohio State, 103, at Columbus, Ohio, Dec. 14, 1988
- Highest combined score: 170, Ohio State, 103, Nebraska, 76, at Columbus, Ohio, Dec. 14, 1988
- Biggest winning margin: Nebraska, 9, at Lincoln, Neb., Dec. 12, 1936; Ohio State, 34, at Lincoln, Neb., Jan. 21, 2012

Date	Site	Rankings	Result	Neb.	OSU
12-22-36	H	-/-	W	32	23
12-11-37	A	-/-	L	31	42
12-30-85	N	-/-	W	69	66
12-5-87	H	-/-	L	63	72
12-14-88	A	-14	L	76	103
3-20-89	A	-/-	L	74	85
1-3-12	A	-8	L	40	71
1-21-12	H	-6	L	45	79
1-2-13	A	-8	L	44	70
2-2-13	H	-11	L	56	63
3-15-13	N	-10	L	50	71
1-4-14	A	-3	L	53	84
1-20-14	H	-18	W	68	62
3-14-14	N	-23	L	67	71
2-26-15	A	-/-	L	57	81
2-20-16	H	-/-	L(OT)	62	65
1-18-17	H	-/-	L	66	67
2-18-17	A	-/-	W	58	57
1-22-18	A	-13	L	59	64

OPPONENTS



Terran Petteway set a Pinnacle Bank Arena record with a career-high 35 points against Minnesota on Jan. 26, 2014.

PENN STATE (PENN STATE LEADS 9-8)

- In Lincoln: Nebraska leads, 7-1
 At Pinnacle Bank Arena: Nebraska leads, 4-0
- In State College: Penn State leads 6-1
 Bryce Jordan Center: Penn State leads, 5-1
- In Big Ten Conference games: Nebraska leads, 7-5
- In Big Ten Tournament games: Penn State leads, 2-0

Husker-Nittany Lion Superlatives

- Most consecutive wins (year ended): Nebraska 2 (2013); Penn State 2 (1981-1995; 2015)
- Most points scored: Nebraska, 82, at Lincoln, Neb., Feb. 14, 2017; Penn State, 76, at Washington, D.C., March 8, 2017
- Highest combined score: 148, Nebraska, 82, Penn State, 66, at Lincoln, Neb., Feb. 14, 2017
- Biggest winning margin: Nebraska, 25, at Lincoln, Neb., Dec. 9, 1980; Penn State, 16, at University Park, Pa., Feb. 11, 2012

Date	Site	Rankings	Result	Neb.	PSU
12-9-80	H	-/-	W	75	50
12-21-81	A	-/-	L	58	60
3-21-95	H	-/-	L	59	65
1-11-12	H	-/-	W	70	58
2-11-12	A	-/-	L	51	67
1-19-13	A	-/-	W	68	64
2-9-13	H	-/-	W	67	53
1-23-14	A	-/-	L	54	58
2-20-14	H	-/-	W	80	67
2-7-15	A	-/-	L	43	56
3-11-15	N	-/-	L	65	68
2-13-16	H	-/-	W	70	54
2-25-16	A	-/-	L	55	56
2-14-17	H	-/-	W	82	66
3-8-17	N	-/-	L (OT)	67	76
1-12-18	A	-/-	L (OT)	74	76
2-25-18	H	-/-	W	76	64

PURDUE (PURDUE LEADS 14-5)

- In Lincoln: Purdue leads 5-4
 At Pinnacle Bank Arena: Nebraska leads, 2-1
- In West Lafayette: Purdue leads 8-0
 Mackey Arena: Purdue leads 6-0
- In Big Ten Conference games: Purdue leads, 7-2
- In Big Ten Tournament games: Tied, 1-1

Husker-Boilermaker Superlatives

- Most consecutive wins (year ended): Nebraska 1 (1956, 1964, 2013, 2014, 2017); Purdue 5 (1978-2013)
- Most points scored: Nebraska, 96, at Lincoln, Neb., Dec. 5, 1964; Purdue, 89, at West Lafayette, Jan. 30, 2016
- Highest combined score: 181, Nebraska, 96, Purdue, 85, at Lincoln, Neb., Dec. 5, 1964
- Biggest winning margin: Nebraska, 19, at Lincoln, Neb., Feb. 23, 2014; Purdue, 22, at West Lafayette, Ind., Dec. 11, 1979

Date	Site	Rankings	Result	Neb.	Pur.
12-8-47	H	-/-	L	56	60
12-17-48	A	-/-	L	47	64
12-17-56	H	-/-	W	65	62
12-14-57	H	-/-	L	61	70
12-7-63	A	-/-	L	75	81
12-5-64	H	-/-	W	96	85
12-2-78	H	-/-	L	47	58
12-11-79	A	-/9	L	56	78
2-22-12	A	-/-	L	65	83
3-8-12	N	-/-	L	61	79
1-16-13	H	-/-	L	56	65
3-15-13	N	-/-	W	57	55
1-12-14	A	-/-	L	64	70
2-23-14	H	-/-	W	76	57
2-15-15	A	-/-	L	54	66
1-30-16	A	-/21	L	74	89
3-1-16	H	-/15	L	62	81
1-29-17	H	-/20	W	83	80
1-6-18	A	-/13	L	62	74

RUTGERS (NEBRASKA LEADS 7-3)

- In Lincoln: Nebraska leads, 4-0
 At Pinnacle Bank Arena: Nebraska leads, 3-0
- In Piscataway: Tied, 2-2
 Rutgers Athletic Center: Tied, 2-2
- St. Charles, Mo.: Rutgers leads, 1-0
- In Big Ten Conference games: Nebraska leads, 5-1
- In Big Ten Tournament games: Nebraska leads, 1-0

Husker-Scarlet Knight Superlatives

- Most consecutive wins (year ended): Nebraska 5 (2007-2016); Rutgers 2 (1999-2006)
- Most points scored: Nebraska, 90, at Piscataway, N.J., Jan. 9, 2016; Rutgers, 75, at Piscataway, N.J., Dec. 2, 2006

- Highest combined score: 161, Nebraska 89, Rutgers 72; at Indianapolis, Ind., March 9, 2016
- Biggest winning margin: Nebraska, 34, Piscataway, N.J., Jan. 10, 2016; Rutgers, 19, at St. Charles, Mo., Nov. 28, 1999

Date	Site	Rankings	Result	Neb.	RU
11-28-99	N	-/-	L	62	81
12-2-06	A	-/-	L	73	75
12-9-07	H	-/-	W	63	51
1-8-15	H	-/-	W	65	49
1-9-16	A	-/-	W	90	56
2-6-16	H	-/-	W	87	64
3-9-16	N	-/-	W	89	72
1-21-17	A	-/-	L	64	65
1-24-18	A	-/-	W	60	54
2-10-18	H	-/-	W	67	55

WISCONSIN (TIED 14-14)

- In Lincoln: Nebraska leads, 7-5
 At Pinnacle Bank Arena: Tied, 2-2
- In Madison: Wisconsin leads, 8-5
 Kohl Center: Wisconsin leads, 4-1
- In Honolulu, Hawaii: Nebraska leads 1-0
- In Fairbanks, Alaska: Wisconsin leads 1-0
- In Big Ten Conference games: Wisconsin leads, 8-3
- In Big Ten Tournament games: Nebraska leads, 1-0

Husker-Badger Superlatives

- Most consecutive wins (year ended): Nebraska 8 (1956-91); Wisconsin 5 (1998-2013)
- Most points scored: Nebraska, 101, at Madison, Wis., Dec. 1, 1965; Wisconsin, 88, at Madison, Wis., Dec. 1, 1965
- Highest combined score: 189, Nebraska, 101, Wisconsin 88, at Madison, Wis., Dec. 1, 1965
- Biggest winning margin: Nebraska, 21, at Lincoln, Neb., Dec. 11, 1991; Wisconsin, 39, at Madison, Wis., March 3, 1908

Date	Site	Rankings	Result	Neb.	Wis.
3-5-04	H	-/-	W	25	22
2-21-07	A	-/-	L	31	35
3-3-08	A	-/-	L	4	43
1-4-22	A	-/-	L	14	27
12-30-39	A	-/-	W	53	43
1-4-41	H	-/-	L	31	46
12-19-55	A	-/-	L	52	71
12-10-56	H	-/-	W	53	51
12-1-65	A	-/-	W	101	88
11-30-68	H	-/-	W	68	55
12-27-79	N	-/-	W (OT)	83	82
12-5-83	A	-/-	W (2OT)	71	69
12-12-84	H	-/-	W	53	51
12-11-90	A	-/-	W	75	63
12-11-91	H	-/-	W	86	67
11-22-98	N	-/-	L	41	78
12-27-11	H	-/11	L	40	64
1-15-12	A	-/-	L	45	50
1-6-13	H	-/-	L	41	47
2-26-13	A	-/17	L	46	77
3-9-14	H	-/9	W	77	68
1-15-15	A	-/7	L	55	70
2-10-15	H	-/5	L	55	65
2-10-16	A	-/-	L	61	72
3-10-16	N	-/-	W	70	58
2-9-17	H	-/7	L (OT)	69	70
1-9-18	H	-/-	W	63	59
1-29-18	A	-/-	W	74	63



Walter Pitchford and the Huskers celebrate after toppling No. 18 Ohio State, 68-62 on Jan. 20, 2014, at Pinnacle Bank Arena.

N 2018-19 NEBRASKA BASKETBALL SERIES RESULTS VS. NON-CONFERENCE OPPONENTS

Abilene Christian (NU leads 1-0)

12-5-15 H W 73-63

Air Force (NU leads 4-1)

12-5-59 H W 68-54
12-9-61 A L 49-58
12-8-62 H W 43-39
12-9-72 N W 57-53
12-28-81 N W 63-47
Totals 280-251

Alabama (NU trails 0-2)

12-20-54 A L 76-88
12-29-85 N L 61-78
Totals 137-166

Alabama A&M (NU leads 3-0)

12-21-05 H W 67-60
12-17-06 H W 82-55
11-17-07 H W 59-45
Totals 208-160

Alabama State (NU leads 1-0)

12-3-08 H W 80-51

Alaska-Fairbanks (Series tied 1-1)

12-9-00 H W 84-55
11-23-02 N L 61-64
Totals 125-119

Alcorn State (NU leads 3-0)

12-29-07 H W 77-53
12-8-10 H W 78-57
12-17-11 H W 60-46
Totals 215-156

Angelo State (NU leads 1-0)

1-5-80 H W 83-70

Appalachian State (NU leads 2-1)

12-19-92 H W 93-83
12-1-93 A L 82-91
12-31-94 H W 108-71
Totals 283-245

Arizona (Series tied 2-2)

12-21-60 H W 79-55
12-23-68 A L 63-68
12-20-69 H W 79-69
12-18-99 N L 59-80
Totals 280-272

Arizona State (NU trails 3-4)

12-20-68 A L 76-83
12-7-74 A L 62-83
12-23-85 H W 80-67
12-28-02 A L 63-75
12-3-03 H W 68-60
12-2-07 H W 62-47
12-7-08 A L 44-64
Totals 455-479

Arkansas (NU trails 2-6)

12-16-32 H L 24-41
12-12-46 N L 46-57
12-30-80 A L 52-64
1-9-82 H L 50-51
1-3-83 N L 58-64
12-10-83 H W 67-54
3-17-87 H W 78-71
3-12-98 N L 65-74
Totals 440-476

Arkansas-Little Rock (NU leads 1-0)

3-26-87 N W 76-67

Arkansas-Pine Bluff (NU leads 5-0)

11-23-04 H W 97-40
11-27-06 H W 71-42
11-22-08 H W 67-53
11-15-10 H W 83-40
11-24-15 H W 67-44
Totals 385-219

Arkansas State (NU leads 2-0)

3-16-89 H W 81-79
12-14-13 H W 79-67
Totals 160-146

Arkansas Tech (NU leads 1-0)

11-25-78 H W 70-59

Augustana (S.D.) (NU leads 3-0)

12-14-68 H W 73-56
12-4-69 H W 75-56
11-26-83 H W 113-69
Totals 261-181

Baker (NU leads 3-0)

1904-05 W 49-19
2-3-1906 H W 34-23
2-21-1906 A W 33-27
Totals 116-69

Ball State (NU trails 1-2)

12-27-80 A L 62-67
12-19-81 H W 71-57
11-24-02 N L 65-73
Totals 191-203

Baylor (NU leads 12-11)

12-17-49 H W 69-55
12-9-1981 A W 64-63
12-11-82 H W 59-56
11-28-87 N L 79-82
2-19-97 A L 60-71
2-14-98 H W 66-55
3-6-98 *N W 65-46
1-16-99 A W 68-55
1-22-00 H W 69-55
3-9-00 *N L *55-63
2-10-01 A L 58-69
2-27-02 H W 75-55
2-22-03 A L 64-78
1-21-04 H W 76-47
2-12-05 A W 74-63
2-4-06 H W 60-45
2-21-07 A L 59-63
1-19-08 H L 70-72
3-7-09 A W 66-62
3-11-09 *N L 49-65
2-10-10 H L 53-55
2-9-11 A L 70-74
3-21-14 *N L 60-74
Totals 1433-1423

***Phillips 66 Big 12 Championship
^NCAA Tournament (San Antonio, Texas)

Bellevue (NU leads 1-0)

3-20-1906 A W 39-27

Bethune-Cookman (NU leads 1-0)

12-20-04 H W 70-26

Boston College (NU leads 1-0)

11-29-17 H W 71-62

Bowling Green (NU leads 2-1)

12-15-90 H W 99-85
12-7-96 H W 73-68
1-1-97 N L 55-58
Totals 227-211

Bradley (NU trails 2-5)

12-30-37 A L 30-50
12-17-38 H L 24-39
12-29-45 A L 33-53
12-12-49 A L 54-64
12-20-52 A W 73-65
12-18-54 A W 93-68
12-18-58 A L 48-85
Totals 355-424

Brandeis (Omaha) (NU leads 1-0)

1916-17 W 29-11

Brigham Young (NU trails 1-4)

1-5-31 H L 44-55
12-17-31 H L 27-31
12-17-35 H W 53-34
12-28-35 A L 39-46
12-23-09 N L 66-88
Totals 229-254

Brooklyn (NU leads 2-0)

1-7-87 H W 62-46
12-21-87 H W 72-44
Totals 134-90

Brown College "B" (NU leads 1-0)

3-15-1906 H W 57-12

Burgess-Nash (NU leads 1-0)

1-30-16 A W 24-20

Butler (NU leads 2-1)

12-30-29 A L 26-38
2-2-31 H W 32-14
12-29-86 N W 67-56
Totals 125-108

California (NU trails 6-7)

1-7-38 H W 38-32
12-26-38 A W 46-43
12-27-38 A L 30-58
1-6-40 H W 46-32
12-26-40 A L 24-30
12-11-50 A L 59-62
12-22-61 A L 49-50
12-21-64 H W 87-80
12-22-64 H W 63-59
12-10-65 A L 71-87
12-11-65 A W 70-68
12-21-68 N L 73-86
12-8-72 N L 50-75
Totals 706-762

California-Davis (NU leads 1-0)

12-16-77 H W 69-64

California-Irvine (Series tied 2-2)

12-1-69 H W 76-73
12-28-84 N W 73-67
12-2-85 H L 80-87
11-28-86 A L 101-109
Totals 330-336

California Santa Barbara (NU leads 2-0)

12-22-78 N W 75-55
12-27-02 N W 60-57
Totals 135-112

Cal State Bakersfield (NU leads 1-0)

12-13-79 H W 94-80

Cal State Fullerton (NU leads 1-0)

12-4-67 H W 111-74

Camp Funston (NU trails 0-1)

1917-18 H L 14-43

Canisius (Series tied 1-1)

12-29-36 A L 34-39
3-13-85 H W 79-66
Totals 113-105

Carleton (NU trails 0-2)

1-4-32 H L 30-40
12-22-32 A L 19-23
Totals 49-63

Centenary (NU leads 1-0)

11-21-02 N W 68-45

Central Arkansas (NU leads 1-0)

11-18-14 H W 82-56

Central City (NU leads 1-0)

1-26-07 H W 40-9

Central Michigan (NU leads 2-0)

12-20-11 H W 72-69
12-22-12 N W 89-75
Totals 161-144

Chaminade (NU leads 2-0)

11-29-87 A W 76-75
12-28-88 A W 86-85
Totals 162-160

Charlotte (NU leads 1-0)

3-19-08 H W 67-48

Cheyenne Business College (NU trails 0-1)

2-7-1903 A L 28-42

Chicago Central (NU trails 0-1)

1904-05 A L 22-59

Chicago State (NU leads 3-0)

1-16-90 H W 92-57
12-17-05 H W 76-65
12-10-09 H W 74-39
Totals 242-161

Cincinnati (NU trails 1-5)

12-18-48 A L 46-64
12-19-60 A L 60-75
12-31-96 N L 73-84
12-28-13 A L 59-74
12-13-14 H W 56-55 (20T)
11-27-15 N L 61-65
Totals 355-412

The Citadel (NU leads 4-0)

12-30-90 A W 94-80
12-2-91 H W 84-61
12-7-92 H W 86-46
12-21-12 H W 77-62
Totals 341-249

Clemson (NU trails 0-1)

11-30-16 A L 58-60



Nate Johnson earned honorable-mention All-Big 12 honors in both 2003 and 2004.



2018-19 NEBRASKA BASKETBALL

SERIES RESULTS VS. NON-CONFERENCE OPPONENTS



Bernard Garner helped Nebraska win the 1996 NIT title, averaging 10.7 points and 6.3 rebounds per game in 1995-96.



Herschell Turner was Nebraska's first 1,000-point scorer and averaged 14.7 points per game in his three-year career.

1-29-10	H	W	27-6
2-8-10	A	W	20-16
2-10-10	A	W	22-13
1-12-12	H	W	42-24
1-13-12	H	W	35-13
2-21-12	A	W	33-15
2-22-12	A	W	46-14
1-31-13	H	W	32-7
2-1-13	H	W	24-15
2-19-13	A	W	21-4
2-20-13	A	W	25-11
2-13-14	H	W	32-20
2-14-14	H	W	31-10
2-19-14	A	W	36-17
2-10-15	A	W	14-5
2-11-15	A	W	23-14
2-19-15	H	L	19-20
2-20-15	H	W	27-11
1-21-16	H	W	41-12
1-22-16	H	W	44-16
2-23-16	A	W	34-24
2-24-16	A	W	40-15
1916-17	W	23-13	
1916-17	W	26-18	
1917-18	A	W	32-10
1917-18	A	W	21-14
1-22-19	A	W	34-13
1-25-19	A	W	24-14
1-30-19	H	L	15-22
2-1-19	H	W	19-9
2-18-22	A	L	32-34
2-28-22	H	L	15-29
1922-23	H	L	18-30
1-25-23	A	L	25-36
1923-24	A	L	15-19
1923-24	H	L	12-25
1-17-25	H	W	20-8
3-2-25	A	L	10-18
2-2-26	A	W	23-21
3-1-26	H	W	22-21
1926-27	H	L	34-35
3-4-27	A	W	46-32
1-14-28	A	L	28-32
2-14-28	H	W	34-27
2-16-29	H	W	37-24
2-23-29	A	W	33-26
1-24-31	H	W	30-25
1-9-32	A	W	33-19
12-9-46	H	W	48-44
1-31-47	A	W	65-44
12-30-87	A	L	68-85
12-23-88	H	W	65-57
Totals			1,715-1,221

Duquesne (NU trails 1-2)			
12-20-48	A	L	49-55
12-9-69	H	W	82-77
12-6-71	A	L	53-75
Totals			184-207

Eastern Illinois (NU leads 6-0)			
12-3-90	A	W	94-64
1-4-92	H	W	81-68
1-2-93	H	W	70-54
11-23-99	H	W	81-78 (2OT)
11-21-00	H	W	85-71
11-11-17	H	W	72-68
Totals			483-403

Eastern Michigan (NU leads 1-0)			
11-29-03	H	W	67-59

Eastern Washington (NU leads 5-0)			
12-3-79	H	W	82-68
1-14-84	H	W	105-71
12-21-91	H	W	102-67
12-31-02	H	W	63-60
12-18-10	H	W	72-42
Totals			361-248

Emporia State (NU leads 1-0)			
2-4-56	H	W	72-59

Evansville (Series tied 1-1)			
1-3-85	A	L	73-80
1-6-86	H	W	77-70
Totals			150-150

Fairleigh Dickinson (NU leads 1-0)			
11-22-03	H	W	80-64

Florida A&M (NU leads 2-0)			
12-20-93	H	W	86-61
1-5-09	H	W	81-56
Totals			167-117

Florida Gulf Coast (NU leads 2-0)			
12-7-01	H	W	51-50
11-8-13	H	W	79-55
Totals			130-105

Florida State (Series tied 1-1)			
12-31-05	N	L	60-74
12-1-14	A	W	70-65
Totals			130-139

Fond du Lac (NU trails 0-1)			
1900-01	A	L	20-32

Fordham (NU leads 1-0)			
12-30-92	N	W	79-55

Fort Dodge (NU leads 5-1)			
1904-05	W	53-27	
3-21-1906	A	W	33-23
2-14-1907	A	W	34-22
2-9-14	A	W	38-22
1917-18	H	W	19-16
1917-18	H	L	14-21
Totals			171-132

Fort Dodge Company G (NU trails 0-1)			
1-6-15	A	L	18-23

Fort Riley (NU leads 1-0)			
2-20-1906	A	W	43-13

Fresno State (NU leads 2-0)			
12-15-51	H	W	72-48
3-22-96	A	W	83-71
Totals			155-119

Furman (NU leads 2-0)			
1-4-88	A	W	75-74 (OT)
12-17-88	H	W	69-56
Totals			144-130

Gardner Naval Reserve (NU trails 0-2)			
1-21-43	H	L	37-52
2-6-43	N	L	37-43
Totals			74-95

Gardner-Webb (NU trails 0-1)			
12-18-16	H	L	62-70

George Washington (NU trails 0-1)			
1-2-37	A	L	22-41

Georgia (NU leads 2-1)			
12-20-85	H	L	63-67
3-16-95	H	W	69-61
11-24-13	N	W	73-65
Totals			205-193

Georgia Southern (NU leads 1-0)			
12-1-95	H	W	82-59

Georgia State (NU leads 2-0)			
1-4-73	N	W	63-54
12-11-73	H	W	78-75 (OT)
Totals			141-129

Georgia Tech (NU trails 0-1)			
12-28-83	A	L	49-66

Grambling State (NU leads 3-1)			
1-6-88	H	L	68-71 (OT)
12-2-95	H	W	96-80
12-6-97	H	W	85-48
12-21-10	H	W	79-39
Totals			328-238

Great Lakes (NU trails 0-1)			
1-24-42	H	L	40-50

Greeley HS (NU leads 1-0)			
2-6-1903	A	W	25-15

Grinnell (NU leads 17-7)			
2-23-07	A	L	21-27
3-7-08	A	L	14-37
1916-17	L	9-22	
1-23-19	A	W	24-14
1-24-19	A	L	15-16
3-12-19	H	W	27-15
3-13-19	H	L	21-22
1-14-21	H	W	31-10
1-15-21	H	W	28-15
2-11-21	A	W	31-16
2-12-21	A	W	29-22
1-14-22	H	W	27-17
2-7-22	A	W	28-25
1-27-23	A	W	20-13
1922-23	H	L	17-32
1923-24	A	W	32-19
1923-24	H	W	32-18
2-9-25	H	W	35-27
3-3-25	A	L	21-36
1-16-26	H	W	24-14
1-30-26	A	W	39-18
1926-27	H	W	30-22
2-10-28	A	W	35-22
2-28-28	H	W	35-16
Totals			625-495

Hamline (NU leads 2-0)			
1-7-15	A	W	20-9
1916-17	W	15-8	
Totals			35-17

Harvard (NU leads 3-0)			
12-30-48	N	W	56-54
1-3-53	H	W	92-53
12-1-89	H	W	117-79
Totals			265-186

Haskell (NU trails 0-2)			
2-28-1902	A	L	29-79
1-17-1903	A	L	18-25
Totals			47-104

Hastings (NU leads 1-0)			
1-13-20	A	W	47-9

Hawaii (NU trails 2-7)			
12-11-67	A	L	74-82
12-13-67	A	L	72-86
12-2-76	A	W	64-59
12-3-76	A	W	60-59
12-29-79	N	L	55-67
12-29-97	A	L	62-87
3-22-04	A	L	83-84
12-22-06	N	L	72-81
12-22-14	A	L	58-66
Totals			600-671

Hawaii-Hilo (NU trails 0-1)			
12-1-76	A	L	66-71

Highland Park (NU trails 1-2)			
1903-04	L	Score NA	
1904-05	L	34-39	
1-23-1908	H	W	51-23
Totals			85-62

Hillyard's (NU trails 0-1)			
1926-27	A	L	20-36



Hofstra (Series tied 1-1)

Table with 4 columns: Date, Home/Away, Opponent, Score. Rows include 3-16-06, 11-21-10, and Totals.

Houston (NU trails 1-3)

Table with 4 columns: Date, Home/Away, Opponent, Score. Rows include 12-3-62, 12-14-63, 12-12-69, 12-23-06, and Totals.

Hudson College (NU leads 1-0)

Table with 4 columns: Date, Home/Away, Opponent, Score. Row includes 2-18-1907.

Idaho (NU trails 3-4)

Table with 4 columns: Date, Home/Away, Opponent, Score. Rows include 12-23-49, 12-17-71, 1-2-80, 11-29-80, 12-5-88, 12-11-89, 12-28-90, and Totals.

Idaho State (NU leads 1-0)

Table with 4 columns: Date, Home/Away, Opponent, Score. Row includes 12-3-94.

Illinois Wesleyan (NU leads 1-0)

Table with 4 columns: Date, Home/Away, Opponent, Score. Row includes 1-4-21.

Incarinate Word (NU trails 0-1)

Table with 4 columns: Date, Home/Away, Opponent, Score. Row includes 12-10-14.

Independence (NU leads 1-0)

Table with 4 columns: Date, Home/Away, Opponent, Score. Row includes 2-22-1906.

Iona (NU leads 2-0)

Table with 4 columns: Date, Home/Away, Opponent, Score. Rows include 3-21-83, 12-20-00, and Totals.

Iowa State (NU leads 131-103)

Large table with 4 columns: Date, Home/Away, Opponent, Score. Rows include 1-15-09, 1-16-09, 2-8-09, 2-9-09, 1-21-10, 1-22-10, 2-11-10, 2-12-10, 1-20-11, 1-21-11, 2-6-11, 2-7-11, 2-2-12, 2-3-12, 2-23-12, 2-24-12, 2-21-13, 2-22-13, 2-28-13, 3-1-13, 2-20-14, 2-21-14, 2-27-14, 2-28-14, 1-15-15, 1-16-15, 2-12-15, 2-13-15, 2-4-16, 2-5-16, 2-25-16, 2-26-16, 2-22-17, 2-23-17, 3-9-17, 3-10-17, 2-9-21, 2-10-21, 3-4-21, 3-5-21, 1-9-22.

Main body of the table containing game results for various opponents including Hofstra, Houston, Hudson College, Idaho, Idaho State, Illinois Wesleyan, Incarnate Word, Independence, Iona, Iowa State, Jacksonville State, Kansas, and Kansas State. Columns include Date, Home/Away, Opponent, Score, and various game notes like *N, **H, etc.

Continuation of the main body of the table, containing game results for various opponents including Kansas State, Jacksonville State, Kansas, and Kansas State. Columns include Date, Home/Away, Opponent, Score, and various game notes like *N, **H, etc.

OPPONENTS

N 2018-19 NEBRASKA BASKETBALL

SERIES RESULTS VS. NON-CONFERENCE OPPONENTS



Erick Strickland was the MVP of the 1996 NIT and finished seventh on Nebraska's career scoring list with 1,586 points.



Jerry Fort earned All-Big Eight honors for three straight seasons and finished his Nebraska career with a then-school record 1,882 points.

2-22-58	H	W	43-41	2-13-82	A	L	63-66
2-14-59	H	L	55-63	2-5-83	H	W	68-61
2-21-59	A	L	50-66	3-2-83	A	W	60-58
1-9-60	H	L	47-60	1-25-84	A	L	61-77
3-7-60	A	L	74-79	2-15-84	H	L	66-67
12-28-60	*N	L	53-78	2-2-85	H	L	80-91
2-11-61	H	L	33-38	2-28-85	A	L	65-70
2-25-61	A	W	69-68	3-5-85	**N	L	69-74
12-30-61	*N	L	68-69	1-15-86	H	L	70-81
1-6-62	A	W	69-67	2-15-86	A	L	61-79
2-21-62	H	L	70-73	1-22-87	A	L	65-86
1-19-63	A	L	53-72	2-28-87	H	W	83-81 (OT)
2-23-63	H	L	39-45	1-27-88	H	W	70-68
1-14-64	A	L	48-74	2-16-88	A	L	48-70
2-24-64	H	L	55-64	2-4-89	H	W	74-70
1-4-65	H	L	56-66	3-1-89	A	L	71-80
2-23-65	A	L	62-71	1-8-90	H	L	93-98
12-30-65	*N	L	61-71	2-17-90	A	L	67-94
1-18-66	H	W	83-75	2-5-91	A	L	77-85
2-26-66	A	L	73-110	3-3-91	H	W	85-75
2-7-67	A	L	58-84	3-9-91	**N	W	87-83
3-4-67	H	L	57-64	1-25-92	A	L	78-103
2-17-68	A	L	60-71	2-19-92	H	W	81-79 (OT)
2-27-68	H	W	76-69	2-7-93	H	W	68-64
12-26-68	*N	L	56-82	3-3-93	A	L	83-94
1-4-69	H	L	52-56	2-6-94	A	L	87-94
2-22-69	A	L	73-79	2-23-94	H	W	96-87
12-30-69	*N	W	78-73	1-23-95	A	L	67-84
2-7-70	H	W	84-73	2-14-95	H	L	68-91
2-17-70	A	L	87-100	1-28-96	H	L	73-88
12-30-70	*N	L	52-72	2-19-96	A	L	71-81
2-6-71	H	L	67-81	2-1-97	A	L	77-82 (OT)
3-13-71	A	L	54-59	3-2-97	H	L	65-85
1-29-72	A	L	55-57 (OT)	1-3-98	A	L	76-96
2-19-72	H	W	99-78	2-1-98	H	L	71-82
12-29-72	*N	W	74-72	3-7-98	**N	L	59-91
2-10-73	A	W	59-46	1-27-99	H	W	84-69
2-24-73	H	W	62-59	2-10-99	A	W	64-59
12-29-73	*N	L	66-75	3-5-99	**N	L	53-77
1-12-74	A	L	64-79	1-15-00	A	L	82-97
2-26-74	H	L	46-51	2-23-00	H	L	58-83
12-28-74	*N	L	62-63	1-17-01	A	L	62-84
2-5-75	A	L	44-72	2-25-01	H	L	74-78
3-5-75	H	L	77-79 (2OT)	1-9-02	A	L	57-96
12-27-75	*N	L	66-69	2-24-02	H	L	87-88
2-4-76	H	W	57-54	1-11-03	A	L	59-92
3-3-76	A	W	62-58	2-1-03	H	L	51-81
1-26-77	H	W	60-57	2-15-04	H	W	74-55
2-19-77	A	L	66-74	3-3-04	A	L	78-67
2-26-77	**A	L	58-61	1-19-05	A	L	57-59
1-25-78	H	W	62-58	2-5-05	H	L	65-78
2-18-78	A	L	70-75	1-21-06	A	L	54-96
1-27-79	H	W	66-64 (OT)	2-8-06	H	L	48-69
2-21-79	A	L	59-66	1-29-07	H	L	56-76
1-16-80	H	W	64-57	2-17-07	A	L	39-92
2-5-80	A	W	61-56	1-12-08	H	L	58-79
1-31-81	H	W	57-54	1-26-08	A	L	49-84
2-25-81	A	L	49-75	3-14-08	**N	L	54-64
1-13-82	H	W	75-55	1-28-09	H	L	62-68

2-21-09	A	L	53-70	2-9-31	A	W	37-31	2-4-57	A	L	53-89	
1-13-10	H	L	72-84	2-24-31	H	L	30-32	2-18-57	H	L	56-81	
2-6-10	A	L	64-75	1-18-32	A	L	20-32	12-28-57	*N	L	57-88	
1-15-11	A	L	60-63	2-6-32	H	W	32-26	1-11-58	A	L	59-74	
2-2-11	H	L	66-86	1-14-33	H	W	31-25	3-3-58	H	W	55-48	
12-10-16	A	L	72-89	2-13-33	A	L	30-36	2-2-59	H	L	43-50	
12-16-17	H	L	72-73	1-15-34	A	L	24-25	3-9-59	A	L	54-76	
Totals			12,092-13,464	2-3-34	H	W	38-31	12-29-59	*N	L	63-71	
				1-21-35	A	L	41-47	2-20-60	H	W	70-60	
				3-2-35	H	W	28-21	3-5-60	A	L	74-83	
				2-1-36	H	W	43-30	2-27-61	H	L	67-77	
				2-10-36	A	W	40-32	3-4-61	A	L	56-75	
				1-30-37	A	W	41-38	12-27-61	*N	L	48-60	
				2-15-37	H	W	40-37	2-3-62	A	L	53-72	
				1-22-38	H	W	46-32	3-7-62	H	L	60-84	
				2-21-38	A	L	29-41	1-12-63	A	L	53-66	
				1-17-39	A	L	38-43	2-2-63	H	L	60-72	
				2-8-39	H	W	42-34	12-26-63	*N	L	78-100	
				2-25-1906	A	W	26-25	2-3-64	H	L	66-73 (OT)	
				1923-24	A	L	18-27	2-17-64	A	L	48-50	
				1-2-26	A	L	20-36	2-9-65	A	W	62-57	
				Totals			118-159	3-8-65	H	L	67-79	
								1-17-41	A	L	32-35	
								1-6-42	H	W	44-38	
								2-2-42	A	L	35-38	
								1-5-43	A	W	41-32	
								2-17-43	H	W	50-47 (OT)	
								2-1-44	H	W	54-47	
								2-29-44	A	L	37-40	
								12-23-44	*N	L	46-49	
								1-20-45	A	L	48-70	
								2-24-45	H	L	47-55	
								12-15-45	*N	W	62-47	
								1-2-46	H	W	44-37	
								2-28-46	A	L	49-54	
								1-4-47	A	L	54-63	
								2-27-47	H	W	54-50	
								1-31-48	H	L	45-64	
								2-27-48	A	L	49-56	
								12-28-48	*N	L	34-48	
								1-31-49	H	W	70-48	
								3-1-49	A	L	28-53	
								1-30-50	H	W	65-63 (OT)	
								3-11-50	A	L	60-63	
								12-29-50	*N	L	53-72	
								2-5-51	H	L	50-79	
								2-26-51	A	L	48-74	
								12-27-51	*N	L	67-87	
								1-12-52	A	L	36-71	
								3-1-52	H	L	60-75	
								2-7-53	H	W	80-67	
								3-10-53	A	L	80-108	
								12-26-53	*N	W	78-74	
								1-11-54	H	W	88-75	
								2-6-54	A	L	70-91	
								1-11-55	H	W	69-59	
								2-5-55	A	L	62-79	
								12-30-55	*N	L	51-79	
								2-6-56	H	L	52-66	
								2-20-56	A	L	50-73	

OPPONENTS



1-14-81	H	W	59-49	Knox (NU leads 1-0)	2-26-20	A	W	31-24 (OT)	Marquette (Series tied 4-4)	12-20-33	A	L	22-25	Mississippi State (NU trails 0-2)	2-6-50	H	W	50-41	
2-14-81	A	L	49-66																
2-3-82	H	L	60-75	La Salle (Series tied 1-1)	12-16-66	N	L	76-99							2-20-50	A	W	55-48	
2-27-82	A	L	54-67		<u>12-18-71</u>	H	W	<u>75-60</u>							12-28-50	*N	W	54-52	
1-26-83	H	W	59-43	Totals				151-159							2-19-51	H	W	54-52	
2-16-83	A	W	56-45	Lawrence (NU leads 1-0)	1904-05	W		37-24							3-7-51	A	L	57-68	
2-4-84	A	W	47-46						Mississippi Valley State (NU leads 1-0)	11-14-15	H	W	97-51			2-2-52	H	L	55-60
2-28-84	H	W	63-56	Lehigh (NU leads 1-0)	12-4-87	H	W	71-66							3-3-52	A	L	53-68	
3-7-84	**H	L	39-41						Missouri (NU trails 93-126)	1-31-08	H	W	41-30			1-19-53	H	W	73-62
1-16-85	H	W	75-63	Lewis (NU trails 0-1)	1904-05	L		32-61							2-21-53	A	L	59-66	
2-16-85	A	L	62-68						Marshall (NU trails 0-1)	2-1-08	H	W	43-31			12-30-53	*N	L	57-72
2-5-86	***H	L	54-64	Lincoln High (NU leads 1-0)	1903-04	W		49-26							1-18-54	H	W	80-72	
3-1-86	A	W	64-60						Marshfield (NU leads 1-0)	2-1-09	H	L	24-26			3-1-54	A	L	67-82
1-10-87	A	L	82-114	Lincoln YMCA (NU leads 10-4)	2-2-1897	H	W	11-8							12-27-54	*N	L	58-75	
2-14-87	H	W	78-76		2-23-1897	H	W	23-14							1-8-55	A	L	59-67	
3-6-87	**N	L	45-47		1-8-1898	H	L	9-15	Mary (NU leads 1-0)	2-19-1907	A	W	33-16			2-14-55	H	L	73-76
2-6-88	A	L	63-65		2-1-1898	H	L	13-20							12-28-55	*N	L	66-71	
3-2-88	H	L	67-77		1899-00	H	W	39-7	Maryland-Baltimore County (Series tied 1-1)	2-9-11	A	L	36-37 (OT)			1-16-56	H	W	83-77
3-11-88	**N	L	70-75		1900-01	H	W	10-8							3-5-56	A	L	80-88	
1-21-89	H	L	68-80		2-1-1902	H	W	32-30	Maryland-Eastern Shore (NU leads 3-0)	2-26-11	H	W	30-23			12-28-56	*N	W	70-65
2-11-89	A	L	66-80		12-18-1902	H	W	25-18							1-19-57	A	W	84-65	
2-3-90	H	W	74-71		1-24-1903	H	L	24-35							2-11-57	H	W	53-49	
3-3-90	A	L	57-80		2-20-1903	H	W	33-20	Memphis (NU trails 0-1)	2-27-11	H	L	20-23			1-6-58	A	L	54-55
1-5-91	A	W	74-69		1903-1904	W		Score NA							2-12-58	H	W	67-62 (OT)	
2-23-91	H	W	85-78		1903-1904	W		Score NA	Mesa (NU leads 1-0)	2-9-17	H	L	16-18			1-12-59	H	W	81-69
2-8-92	A	L	66-70		1903-1904	H	W	31-12							3-2-59	A	W	81-79	
3-4-92	H	W	91-62		<u>12-17-1908</u>	H	L	<u>16-34</u>							12-30-59	*N	W	78-67	
1-23-93	H	L	64-66		Totals			266-221	Menasha (NU leads 1-0)	2-10-17	H	L	7-18			1-11-60	A	L	61-69
2-13-93	A	W	80-59												2-1-60	H	W	64-59	
3-12-93	**N	L	45-47												12-29-60	*N	W	90-72	
2-9-94	A	W	76-68						Miami (NU leads 4-2)	2-27-25	H	W	24-21			1-7-61	H	W	62-48
2-26-94	H	W	86-77												3-6-61	A	L	76-97	
1-12-95	H	W	78-56												2-17-62	A	W	65-63	
3-1-95	A	L	73-75						Massachusetts (UMass leads 1-0)	2-19-26	H	L	24-26			2-24-62	H	L	63-81
1-31-96	A	L	68-77												2-9-63	H	L	61-69	
3-3-96	H	W	70-66												3-6-63	A	L	72-84	
1-15-97	H	W	87-77 (OT)												1-11-64	H	W	74-69 (OT)	
2-10-97	A	L	53-61	Lipscomb (NU leads 2-0)	1-7-03	H	W	70-60							2-1-64	A	L	60-78	
1-28-98	A	L	49-72		<u>12-22-03</u>	H	W	<u>75-52</u>							2-15-65	H	L	74-92	
2-7-98	H	L	63-69		Totals			145-112	Mesa (NU leads 1-0)	1-12-29	H	L	25-30			3-2-65	A	L	66-84
1-13-99	H	W	70-61												12-27-65	*N	W	69-67 (OT)	
2-24-99	A	L	45-62												1-8-66	H	W	82-60	
1-8-00	A	L	79-97	Long Beach State (NU leads 4-0)	12-6-74	N	W	67-55							2-19-66	A	W	71-53	
1-29-00	H	W	81-72		1-9-95	A	W	82-71							1-28-67	H	W	99-82	
1-30-01	A	W	63-61		1-6-96	H	W	69-68							2-28-67	A	W	80-73	
2-14-01	H	W	82-56		<u>11-26-17</u>	N	W	<u>85-80</u>							1-13-68	H	W	75-66	
3-8-01	**N	L	58-62		Totals			303-274	Miami (Ohio) (NU leads 2-1)	12-22-51	A	L	60-70			3-7-68	A	L	70-91
2-9-02	H	W	99-82												12-30-68	*N	W	76-70	
3-2-02	A	L	58-67												2-1-69	H	W	87-71	
1-22-03	A	L	53-77	Longwood (NU leads 1-0)	11-18-05	H	W	80-65							2-11-69	A	L	60-79	
2-25-03	H	W	68-61						Massachusetts (UMass leads 1-0)	1-12-29	H	L	25-30			2-14-70	H	W	60-48
2-4-04	A	L	61-78												2-28-70	A	L	63-80	
2-18-04	H	L	58-63	Louisiana State (NU trails 0-1)	12-30-88	N	L	87-90							2-13-71	H	W	81-72	
1-8-05	H	W	95-85 (20T)						Memphis (NU trails 0-1)	12-17-27	A	L	15-36			2-27-71	A	L	65-77
3-5-05	A	L	53-73	Louisiana Tech (NU leads 1-0)	11-20-05	H	W	59-56							12-27-71	*N	L	64-76	
1-11-06	A	W	57-42		<u>11-19-16</u>	H	W	<u>65-54</u>	Mesa (NU leads 1-0)	1-15-27	A	W	35-23			2-15-72	A	L	65-80
3-1-06	H	L	64-66		Totals			124-110							3-4-72	H	L	54-61	
1-27-07	A	L	45-61						Menasha (NU leads 1-0)	2-14-27	H	W	27-22			1-27-73	H	L	65-78
2-13-07	H	W	74-63												3-10-73	A	L	70-86	
2-6-08	A	L	59-74												2-9-74	H	W	75-58	
2-20-08	H	W	71-64						Mississippi (NU leads 4-2)	2-8-36	A	W	43-33			2-16-74	A	W	88-87
1-17-09	H	W	73-51												2-1-75	A	L	74-88	
2-28-09	A	L	72-77						Middle Tennessee State (NU trails 0-1)	1-9-37	A	W	31-22			2-22-75	H	W	80-77
2-2-10	H	L	57-76												1-31-76	H	L	57-62	
2-17-10	A	L	87-91						Millikin (NU trails 0-1)	2-19-37	H	W	50-21			2-21-76	A	L	84-95 (OT)
2-2-11	A	L	53-69												1-22-77	A	L	63-76	
2-23-11	H	L	57-61						Minneapolis YMCA (NU leads 1-0)	1-14-38	H	L	18-27			2-12-77	H	W	60-58
Totals			11,897-12,555												1-21-78	H	W	56-55	
* at Kansas City									Minnesota Ag College (NU trails 0-1)	2-12-38	A	L	30-38			2-11-78	A	L	52-74
** Phillips 66 Big Eight/Big 12 Champ.															3-3-78	**N	L	58-61	
***Kansas State forfeit									Minnesota-Duluth (NU leads 1-0)	2-17-45	A	L	54-55 (20T)			12-28-78	*N	W	58-56 (OT)
															1-20-79	A	L	60-76	
Kent State (NU leads 2-1)															1-12-80	H	L	63-84	
12-5-92	H	W	85-61												2-2-80	A	L	60-73	
12-21-00	N	W	69-68												1-24-81	H	W	66-53	
11-24-12	H	L	60-74	Lubbock Christian (NU leads 1-0)	11-21-06	H	W	65-42								2-21-81	A	L	45-55
Totals			214-203						Mississippi (NU trails 1-2)	2-22-47	H	L	49-60			1-16-82	H	L	42-44
															2-6-82	A	W	67-51	
Kentucky (NU trails 1-2)															3-5-82	**N	L	53-58	
12-18-40	H	W	40-39												1-29-83	A	L	56-79	
12-16-41	A	L	27-42												2-26-83	H	L	51-54	
12-15-72	A	L	60-85						Marist (NU leads 1-0)	2-21-49	H	W	47-46			3-11-83	**N	L	63-69
Totals			127-166												1-21-84	H	L	48-50	



2018-19 NEBRASKA BASKETBALL

SERIES RESULTS VS. NON-CONFERENCE OPPONENTS

2-11-84	A	W	61-56 (OT)
1-26-85	H	W	74-66
2-23-85	A	L	50-69
1-18-86	H	L	67-68
2-8-86	A	W	75-66
1-28-87	H	L	71-87
2-18-87	A	L	64-80
1-16-88	H	W	70-68
2-11-88	A	L	67-92
1-28-89	H	L	72-89
2-19-89	A	L	63-79
3-10-89	**N	L	70-98
1-13-90	H	L	95-111
2-10-90	A	L	85-107
1-30-91	H	W	89-75
2-20-91	A	L	71-91
3-10-91	**N	L	82-90
1-18-92	H	L	73-83
2-17-92	A	L	61-87
1-30-93	H	W	88-87 (OT)
2-21-93	A	W	76-75
1-24-94	H	L	73-89
3-5-94	A	L	78-80
3-12-94	**N	W	98-91
1-7-95	H	L	74-82
2-22-95	A	W	78-75
1-24-96	H	W	76-58
2-7-96	A	L	98-99
1-18-97	H	W	76-53
1-22-97	A	L	74-75
3-6-97	**N	L	72-78
2-4-98	A	L	76-81 (OT)
2-18-98	H	W	67-66 (OT)
1-2-99	A	L	57-80
2-6-99	H	W	69-61
2-5-00	H	L	78-84
3-1-00	A	L	72-86
1-6-01	A	L	66-68
1-24-01	H	W	85-79
1-5-02	A	L	53-60
2-13-02	H	L	71-87
1-29-03	H	L	56-63
2-18-03	A	L	50-67
3-13-03	**N	L	61-70
1-24-04	A	L	51-72

2-7-04	H	W	78-62
1-22-05	A	L	70-80
2-19-05	H	L	53-56
3-10-05	**N	L	67-70
1-28-06	H	W	65-52
3-5-06	A	L	63-64
3-9-06	**N	W	71-64
2-3-07	A	W	66-61
2-24-07	H	W	82-77 (OT)
1-30-08	A	W	66-62
2-13-08	H	L	78-86 (OT)
3-13-08	**N	W	61-56
1-10-09	H	W	56-51
2-14-09	A	L	47-70
1-23-10	H	L	53-70
2-20-10	A	L	59-74
3-10-10	**N	W	74-60
1-12-11	A	L	69-77
3-1-11	H	W	69-58
Totals			12,260-12,905

* at Kansas City
 ** Phillips 66 Big Eight/Big 12 Championship

Missouri-St. Louis (NU leads 1-0)
 12-27-86 H W 89-63

Missouri Southern (NU leads 1-0)
 12-2-77 H W 61-54

Missouri State (NU leads 1-0)
 1-15-83 H W 98-46

Missouri Western (NU leads 1-0)
 12-20-82 H W 93-43

Monmouth (NU leads 1-0)
 12-4-99 H W 63-47

Montana (NU leads 3-2)
 12-19-36 H W 53-39
 12-6-58 H W 75-43
 12-23-59 A L 58-64
 12-23-80 H W 69-46
 11-29-82 A L 51-61
 Totals 306-253

Montana State (NU leads 4-1)
 1-11-30 H L 30-61
 12-23-77 H W 104-60
 12-3-84 H W 86-65
 12-14-85 A W 76-59
 1-2-05 H W 78-45
 Totals 374-290

Morehead State (NU leads 2-0)
 12-29-88 N W 81-77
 12-2-94 H W 96-55
 Totals 177-132

Morgan State (NU leads 1-0)
 12-6-04 H W 64-34

Morningside (NU leads 7-0)
 1903-04 W 57-27
 1-26-11 A W 23-19
 1-27-12 A W 62-10
 12-17-19 H W 37-14
 12-18-19 H W 39-9
 2-24-20 A W 44-12
 2-25-20 A W 50-13
 Totals 312-104

Morrison (NU trails 0-1)
 3-5-1908 A L 19-23

Muscataine (NU trails 0-1)
 1-11-1908 H L 21-39

Murray State (NU trails 0-2)
 11-25-90 N L 79-81
 12-30-00 H L 71-79
 Totals 150-160

NATTCC (NU trails 0-1)
 1-15-45 A L 34-57

Navy Pre-Flight (NU trails 0-2)
 1-30-45 H L 42-62
 2-20-45 A L 41-55
 Totals 83-117

Nebraska-Omaha (NU leads 4-0)
 1-25-88 H W 96-67
 11-14-06 H W 76-62
 11-18-12 H W 75-62
 11-25-14 H W 80-67
 Totals 327-258

Nebraska Wesleyan (NU leads 20-6)
 12-13-1898 H W 37-5
 2-2-1899 A W 57-3
 1899-00 H W 42-9
 1-18-1902 H W 63-14
 1903-04 W 47-10
 1903-04 L 31-32
 1903-04 W 25-9
 1904-05 W 32-31
 1904-05 W 57-23
 1-11-1907 A W 38-26
 3-25-1907 H W 59-11
 12-18-1907 A W 33-19
 3-8-1909 A L 32-62
 1-14-11 H W 42-26
 1-18-13 H W 39-26
 2-7-13 A W 27-20
 1-23-14 H W 29-20
 1-24-14 H L 18-24
 2-5-15 A W 13-9
 3-3-15 H L 15-39
 2-18-16 A L 19-23
 1916-17 W 27-14
 1916-17 L 15-18
 1917-18 A W 18-10
 1917-18 H W 24-14
 1922-23 H W 24-22
 Totals 863-519

Nevada-Las Vegas (Series tied 1-1)
 12-23-78 A L 63-79
 3-10-99 H W 68-55
 Totals 131-134

Nevada (NU leads 3-1)
 12-30-47 A L 58-63
 12-14-70 H W 116-71
 12-12-77 H W 67-50
 3-18-97 A W 78-68
 Totals 319-252

New Mexico (NU trails 0-1)
 3-17-09 A L 71-83

New Mexico State (Series tied 1-1)
 12-20-75 A W 79-75
 3-19-93 N L 79-93
 Totals 158-168

New Orleans (NU leads 1-0)
 11-22-97 H W 81-66

Niagara (NU leads 2-0)
 1-1-38 A W 43-37
 3-19-04 H W 78-70
 Totals 121-107

Nicholls State (NU leads 1-0)
 12-29-12 H W 68-59

Norfolk State (NU leads 1-0)
 11-20-07 H W 83-48

North Carolina (NU trails 0-1)
 1-6-73 N L 62-79

North Carolina A&T (NU leads 4-0)
 11-28-98 H W 65-47
 11-20-01 H W 69-57
 12-18-04 H W 71-49
 12-19-05 H W 107-57
 Totals 312-210

North Carolina Central (NU leads 1-0)
 12-22-07 H W 71-28

UNC Greensboro (NU leads 2-0)
 11-16-97 H W 75-51
 11-14-98 H W 79-59
 Totals 154-110

UNC Wilmington (NU leads 1-0)
 12-5-97 H W 85-68

North Dakota (NU leads 3-1)
 12-29-33 A L 22-50
 12-22-34 H W 34-21
 1-3-11 H W 77-46
 11-19-17 H W 92-70
 Totals 225-187

North Dakota State (NU leads 1-0)
 12-30-33 A W 32-29

North Texas (NU leads 5-0)
 11-24-72 H W 64-46
 12-10-74 A W 69-56
 12-2-88 H W 90-84
 11-29-06 H W 76-57
 11-13-17 H W 86-67
 Totals 385-310

NE Louisiana (NU leads 1-0)
 11-25-94 H W 99-77

NE Missouri State (NU leads 3-0)
 12-14-73 H W 67-54
 12-7-83 H W 82-61
 1-11-86 H W 99-56
 Totals 248-171

Northeastern Illinois (NU leads 2-0)
 12-21-94 H W 101-60
 12-18-95 H W 94-76
 Totals 195-136

Northern Colorado (NU leads 3-0)
 1-2-48 A W 58-54
 12-19-49 H W 63-43
 1-3-06 H W 60-50
 Totals 241-147

Northern Illinois (NU leads 3-1)
 1-12-89 H W 71-56
 12-5-89 A L 56-65
 2-18-91 H W 82-73
 11-30-13 H W 63-58
 Totals 272-252

Northern Iowa (NU leads 13-1)
 12-11-48 H W 63-52
 12-14-49 H W 60-54
 12-19-50 H W 63-55
 12-1-51 H W 60-44
 12-1-60 H W 78-68
 12-10-62 H W 78-59
 12-7-70 H W 95-71
 12-20-73 H W 73-55
 12-29-81 A W 53-42
 12-17-83 H W 90-64
 12-31-93 H W 70-63
 12-22-94 A W 95-88 (OT)
 12-16-95 H L 104-109
 2-13-97 A W 77-69
 Totals 1,056-893

Northern Kentucky (NU leads 1-0)
 11-16-14 H W 80-61

Northern Michigan (NU leads 1-0)
 12-15-69 H W 92-68

NW Missouri State (NU leads 10-0)
 12-1-48 H W 59-39
 12-7-49 H W 58-39
 12-4-50 H W 61-39
 12-11-51 H W 59-43
 1-21-55 H W 74-54
 12-1-58 H W 85-44
 12-13-76 H W 88-53
 12-20-80 H W 79-59
 1-7-84 H W 93-67
 1-5-87 H W 105-64
 Totals 761-501

Notre Dame (NU leads 5-2)
 2-20-20 A W 25-18
 2-21-20 H W 31-15
 2-18-21 H W 25-18
 2-19-21 H W 39-21
 12-9-57 A L 56-69
 12-14-59 H L 62-70
 12-11-61 H W 65-61
 Totals 303-262

Ohio (NU leads 4-0)
 12-19-57 H W 61-53
 12-16-61 H W 81-64
 12-3-93 H W 94-68
 12-25-14 N W 71-58
 Totals 307-243

Oklahoma (NU trails 83-104)
 1-31-21 H W 34-20
 2-1-21 H W 28-15
 1-27-22 A L 21-29
 2-22-22 H W 39-34
 1922-23 H W 25-19
 1922-23 A L 25-31
 1923-24 H W 35-21
 1923-24 A L 20-32
 1-10-25 A W 23-18
 2-7-25 H W 31-17
 1926-27 A W 37-29



Tony Farmer was one of six Huskers who averaged in double figures in 1990-91, when the Huskers won a school-record 26 games.

OPPONENTS

2018-19 NEBRASKA BASKETBALL

SERIES RESULTS VS. NON-CONFERENCE OPPONENTS



1926-27	H	W	36-26	2-27-65	H	W	67-63	3-4-03	A	L	51-76
2-25-28	H	L	36-38	12-26-65	*N	W	92-79	2-1-04	H	L	50-52
3-3-28	A	L	28-43	1-22-66	H	W	86-78	3-11-04	***N	L	59-63
1-26-29	A	L	20-29	2-7-66	A	W	85-81	2-16-05	A	L	60-83
2-11-29	H	L	34-39	1-9-67	A	L	87-99	1-7-06	H	W	59-58
1-20-30	H	W	35-20	1-26-67	H	W	97-78	3-10-06	***N	W	69-63
2-8-30	A	W	47-37	12-28-67	*N	W	75-65	1-17-07	A	L	70-53
1-17-31	A	W	36-30	1-27-68	H	W	110-90	2-27-08	H	W	63-45
2-28-31	H	W	41-30	2-5-68	A	W	89-83	1-21-09	A	L	61-72
1-23-32	H	L	34-37	12-28-68	*N	W	70-47	1-30-10	H	W	63-46
2-13-32	A	L	32-46	2-3-69	H	W	90-83	<u>2-16-11</u>	A	W	<u>59-48</u>
2-11-33	A	L	35-39	3-8-69	A	W	70-64	Totals	11,394-11,767		
3-4-33	H	L	27-38	1-31-70	A	W	70-60	* at Kansas City			
1-27-34	H	L	36-44	2-23-70	H	W	79-66	**Big Seven Playoff, at Kansas City			
2-17-34	A	L	23-53	2-1-71	A	L	67-79	***Phillips 66 Big Eight/Big 12			
2-9-35	A	L	32-38	2-22-71	H	L	56-65	Championship			
2-18-35	H	W	32-24	12-30-71	*N	W	84-68	Oklahoma City (Series tied 1-1)			
1-18-36	A	W	40-33	1-10-72	H	W	77-70	1-18-64	H	W	74-65
2-24-36	H	W	55-28	2-7-72	A	L	70-72	<u>2-8-66</u>	A	L	<u>81-85 (OT)</u>
1-18-37	H	L	31-34	1-15-73	H	W	74-67	Totals	155-150		
2-12-37	A	W	33-29	2-17-73	A	L	59-67	Oklahoma State (NU leads 63-54)			
2-5-38	A	L	48-50	1-19-74	H	W	63-58	2-5-1927	A	L	24-27
2-9-38	H	W	52-42	1-28-74	A	L	63-85	2-19-1927	H	W	35-25
1-28-39	A	L	39-56	12-26-74	*N	W	75-64	2-4-28	H	L	21-32
3-4-39	H	L	45-53	1-22-75	A	W	68-61	3-5-28	A	L	43-47
1-27-40	H	L	41-56	2-12-75	H	L	57-65 (OT)	2-12-36	*N	L	19-36
2-9-40	A	L	28-45	12-29-75	*N	W	75-53	12-19-47	*N	L	46-47
1-10-41	H	L	29-40	1-21-76	H	W	68-67	3-16-49	*N	L	35-52
2-22-41	A	W	43-42	2-11-76	A	L	60-65	12-27-58	*N	W	55-48
2-16-42	A	L	29-37	12-30-76	*N	W	66-56	1-10-59	H	W	47-44
2-21-42	H	L	41-46	1-19-77	H	L	58-65	2-7-59	A	L	39-54
1-30-43	H	L	32-56	2-16-77	A	L	62-72	2-6-60	A	L	47-52
3-1-43	A	L	48-65	12-30-77	*N	W	75-68	2-27-60	H	W	54-47
1-17-44	A	L	35-45	1-18-78	A	W	78-64	12-30-60	*N	W	70-61
2-26-44	H	L	32-43	2-15-78	H	L	68-74	2-4-61	A	L	47-55
1-3-45	H	L	37-44	12-30-78	*N	W	69-53	2-18-61	H	L	61-65
1-13-45	A	L	45-48	1-24-79	H	W	74-56	12-29-61	*N	W	52-51
1-7-46	A	L	48-70	2-14-79	A	L	58-79	2-5-62	H	W	57-56
2-11-46	H	L	44-51	1-30-80	H	W	59-58	3-3-62	A	L	64-65
12-14-46	*N	L	52-63	2-23-80	A	L	60-78	2-16-63	A	L	41-51
1-6-47	H	W	44-41	2-26-80	***H	W	75-68	2-25-63	H	W	49-48
2-17-47	A	L	49-63	2-4-81	A	W	71-59	2-10-64	H	W	54-53
12-19-47	*N	L	46-47	2-28-81	H	W	90-63	2-29-64	A	L	45-81
2-9-48	A	L	57-79	1-27-82	A	L	48-51	12-29-64	*N	L	61-74
3-1-48	H	L	74-81	2-15-82	H	W	65-51	1-9-65	A	L	54-93
2-14-49	A	L	45-47	2-2-83	H	W	60-59	1-23-65	H	L	53-55
3-5-49	H	L	49-56	2-24-83	A	L	71-84	2-5-66	A	W	45-41 (OT)
3-14-49	**N	W	57-56	2-8-84	H	L	67-78	2-8-66	H	W	85-64
2-13-50	A	W	57-55	3-1-84	A	L	70-79	12-29-66	*N	W	73-64
3-4-50	H	L	48-64	2-6-85	A	L	74-83	1-7-67	A	W	67-57
2-12-51	A	L	49-72	3-2-85	H	L	62-65	3-6-67	H	W	88-71
3-3-51	H	W	46-44	1-29-86	A	L	60-87	12-29-67	*N	W	48-46
2-9-52	H	W	67-66	2-19-86	H	W	66-64	2-3-68	A	W	63-62
2-18-52	A	L	59-65	2-4-87	H	L	66-80	2-19-68	H	W	82-73
2-16-53	A	W	59-53	2-21-87	A	L	97-133	1-27-69	H	L	52-76
2-28-53	H	L	70-78	2-9-88	H	L	77-92	3-6-69	A	L	63-72
12-29-53	*N	L	70-86	3-5-88	A	L	93-113	2-2-70	A	L	58-81
1-9-54	H	W	76-72	1-9-89	H	L	81-89	3-2-70	H	W	61-55
2-15-54	A	L	68-76	3-4-89	A	L	76-103	12-28-70	*N	W	71-58
2-12-55	H	W	75-67	1-31-90	A	L	64-105	1-30-71	H	W	80-59
2-21-55	A	L	76-78	2-21-90	H	L	66-88	2-20-71	A	W	57-55
2-13-56	A	W	68-61 (OT)	3-9-90	***N	L	65-78	12-29-71	*N	W	64-56
3-3-56	H	W	64-63 (OT)	1-26-91	A	W	111-99	1-8-72	H	W	73-59
2-25-57	A	L	53-55	2-16-91	H	W	105-93	1-26-72	A	W	64-63
3-6-57	H	W	64-55	3-8-91	***N	W	117-113 (OT)	12-30-72	*N	L	73-75
1-13-58	H	W	57-54	1-28-92	H	L	76-79	1-13-73	H	L	55-68
2-10-58	A	L	39-66	3-7-92	A	L	97-106	2-19-73	A	W	76-64
12-30-58	*N	W	60-43	3-13-92	***N	L	85-107	12-28-73	*N	W	69-62
2-9-59	A	L	48-54	1-14-93	A	L	89-102	1-26-74	A	L	66-79
3-5-59	H	L	54-65	3-7-93	H	W	94-83	2-23-74	H	W	71-63
2-8-60	A	L	54-63	1-29-94	H	L	76-79	1-29-75	H	W	73-58
2-22-60	H	L	49-50	2-14-94	A	L	111-115 (OT)	2-26-75	A	W	59-58
2-6-61	A	L	58-69	3-11-94	***N	W	105-88	12-30-75	*N	W	56-49
2-20-61	H	W	83-61	1-28-95	A	L	72-82	1-28-76	A	W	52-48
1-10-62	H	W	57-56	2-5-95	H	W	71-59	2-28-76	H	W	60-54
3-5-62	A	W	71-69 (OT)	1-13-96	A	L	100-117 (3OT)	1-29-77	H	W	66-54
12-29-62	*N	W	93-86	2-25-96	H	L	76-80 (OT)	2-23-77	A	L	60-62
2-18-63	A	L	77-84	1-25-97	A	L	77-84	12-27-77	*N	W	70-58
3-2-63	H	L	75-77	1-18-98	H	W	53-43	1-28-78	H	W	63-57
12-28-63	*N	L	66-75	1-20-99	A	W	96-81	2-25-78	A	W	67-56
2-8-64	H	W	76-69 (2OT)	2-14-00	H	L	54-62				
3-2-64	A	L	76-82	1-27-01	A	L	66-77				
1-11-65	A	L	82-89	1-16-02	H	L	51-78				



Jason Dourisseau was a two-year starter for the Huskers and helped the Huskers to a pair of NIT appearances during his career.



Walter Pitchford helped the Huskers to 19 wins and a berth in the 2014 NCAA Tournament, the school's first since 1998.

OPPONENTS

N 2018-19 NEBRASKA BASKETBALL SERIES RESULTS VS. NON-CONFERENCE OPPONENTS



Andre Almeida was the first Husker basketball player from Brazil and helped NU to a berth in the 2011 NIT.



Bernard Day scored 802 points in his two-year career and shared the Jack Moore Award as team MVP during the 1985-86 season.



Ryan Anderson became the first Husker to score 1,000 points, grab 500 rebounds and hit 150 3-pointers in his collegiate career.

OPPONENTS

2-28-78	**N	W	71-63
1-31-79	A	L	57-66
2-24-79	H	W	76-67
1-23-80	H	W	74-73 (OT)
2-13-80	A	L	68-83
1-17-81	A	L	70-81
2-7-81	H	W	62-54
1-20-82	A	L	50-52
2-10-82	H	W	75-63
3-2-81	**H	W	*60-49
2-9-83	A	L	63-71 (2OT)
3-5-83	H	W	77-68
2-1-84	H	W	54-52 (OT)
2-22-84	A	W	67-64
1-19-85	A	L	66-68
2-9-85	H	W	66-48
1-22-86	A	W	62-61
2-12-86	H	W	68-52
3-7-86	**N	W	82-75
2-1-87	H	W	73-66
2-25-87	A	W	79-77 (2OT)
2-4-88	H	L	56-72
2-24-88	A	L	73-90
1-14-89	A	L	69-82
2-14-89	H	W	79-77
1-20-90	A	L	71-84
2-14-90	H	L	84-103
2-2-91	H	L	68-81
2-27-91	A	L	69-80
2-5-92	H	W	85-69
2-26-92	A	L	51-72
1-16-93	A	L	73-78
2-15-93	H	L	63-73
2-19-94	A	L	80-98
3-2-94	H	W	89-81
3-13-94	**N	W	77-68
2-1-95	H	L	65-82
2-18-95	A	L	53-93
3-10-95	**N	L	48-68
1-20-96	A	W	66-57
2-17-96	H	L	57-72
2-26-97	H	W	77-68
1-7-98	A	W	67-62
2-17-99	H	L	48-60
2-19-2000	A	L	55-94
2-7-01	H	W	78-75 (OT)
1-23-02	A	L	63-70
2-12-03	H	L	70-77
2-21-04	A	L	83-87 (OT)
2-22-05	H	W	74-67
1-31-06	A	W	59-57
3-5-07	H	W	85-73
3-8-07	**N	L	39-54
3-1-08	A	L	63-77
1-24-09	H	L	74-76 (OT)
3-6-10	A	L	55-74
2-12-11	H	W	65-54
3-9-11	**N	W	53-54
Totals			7,247-6,966
*at Kansas City			
**Phillips 66 Big Eight/Big 12 Championship			
Old Dominion (NU leads 1-0)			
12-30-96	N	W	72-66
Omaha Alumni (NU leads 3-0)			
1-17-13	A	W	46-13
1-10-14	A	W	44-22
2-17-14	A	W	40-19
Totals			130-54
Omaha A.C. (NU leads 2-0)			
1-9-20	H	W	51-10
1-10-20	H	W	26-23
Totals			77-33
Omaha Christian (NU leads 1-0)			
1903-04	W		35-26
Omaha YMCA (NU leads 6-3)			
1-15-1898	H	L	12-16
2-22-1898	A	W	10-9
1-20-1899	H	W	21-14
1899-00	H	W	26-14

1900-01	A	W	13-11
1900-01	H	W	20-12
1900-01		L	20-28
1904-05	W		24-21
1904-05	L		29-30
Totals			175-155

Oral Roberts (NU leads 2-1)			
12-22-99	H	W	80-65
11-18-00	A	L	83-87
12-8-01	H	W	61-55
Totals			223-207

Oregon (NU leads 7-6)			
12-22-41	H	L	42-49
12-21-53	A	L	68-84
12-22-53	A	L	72-74
12-2-66	H	W	79-56
12-7-69	A	W	85-77
12-1-86	H	W	76-60
12-12-87	A	W	67-62
11-25-95	N	W	114-106
12-29-95	N	W	99-76
12-9-06	%A	L	56-68
12-15-07	*H	W	88-79 (ot)
11-23-11	H	L	76-83
12-15-12	A	L	38-60
Totals			960-934

*at Qwest Center Omaha; %at Rose Garden, Portland, Ore.

Oregon State (NU trails 4-6)			
12-30-40	A	L	38-61
12-28-45	H	W	48-40
12-19-53	A	L	55-83
12-19-59	A	L	60-63
12-21-59	N	L	65-67
12-7-65	H	W	75-63
12-6-69	A	L	67-79
11-30-96	H	W	75-67
12-13-08	A	L	63-64
12-12-09	H	W	50-44
Totals			596-622

Ottumwa Navy (NU leads 2-0)			
12-7-46	H	W	65-45
2-1-47	A	W	72-53
Totals			137-98

Pacific (NU leads 3-1)			
12-10-66	H	W	90-78
12-19-75	N	W	85-59
1-4-2000	H	W	92-68
12-29-01	A	L	52-75
Totals			319-280

Pennsylvania (NU trails 0-1)			
3-17-94	N	L	80-90

Pentahlon (NU leads 1-0)			
12-27-44	H	W	54-40

Pepperdine (NU leads 1-0)			
12-2-89	H	W	104-100

Pittsburgh (NU trails 1-3)			
1-4-30	A	L	27-34
12-19-30	H	L	22-23
12-11-99	H	W	69-57
12-2-00	A	L	51-52
Totals			169-166

Port Washington (NU leads 1-0)			
1904-05	W		47-36

Portage Company F (NU trails 0-2)			
2-20-1907	A	L	23-27
3-2-1908	A	L	16-39
Totals			39-66

Portland (NU leads 2-0)			
12-17-66	N	W	71-69
12-4-93	H	W	111-85
Totals			182-154

Portland State (NU leads 1-0)			
12-1-79	H	W	74-52

Prairie View A&M (NU leads 1-0)			
12-22-15	H	W	81-50

Presbyterian (NU leads 1-0)			
11-10-07	H	W	67-52

Princeton (NU leads 1-0)			
12-27-57	N	W	74-64

Rhode Island (NU leads 2-1)			
11-20-11	H	W	83-63
11-22-14	A	L	62-66 (OT)
12-13-15	H	W	70-67
Totals			215-196

Ripon (NU trails 0-1)			
1904-05	L		28-32

Sacramento State (NU leads 4-0)			
12-13-78	H	W	91-56
1-6-82	H	W	93-61
1-20-93	H	W	86-70
11-13-16	H	W	83-61
Totals			353-248

Sacred Heart (NU leads 1-0)			
1-24-13	A	W	31-9

Saint Louis (Series tied 4-4)			
12-28-29	A	L	27-37
2-12-30	H	W	45-43
2-10-32	H	L	28-31
3-3-34	H	W	29-25
1-5-35	A	L	28-30
11-23-90	N	W	107-79
11-25-08	H	W	71-57
11-18-09	A	L	55-69
Totals			390-371

St. Francis (Pa.) (NU leads 1-0)			
1-6-04	H	W	93-49

St. John's (NU trails 1-0)			
11-16-17	A	L	56-79

St. Joseph's (Iowa) (NU leads 3-0)			
1-23-13	A	W	25-11
2-5-14	A	W	48-11
1916-17	W		21-11
Totals			94-33

St. Joseph's (Pa.) (NU leads 1-0)			
3-28-96	N	W	60-56

St. Mary's (Calif.) (Series tied 1-1)			
12-17-46	H	L	54-58
12-10-75	H	W	68-57
Totals			122-115

St. Thomas (Minn.) (NU leads 1-0)			
1916-17	W		23-8

St. Thomas (Pa.) (NU leads 1-0)			
12-30-36	A	W	42-41

Samford (NU trails 0-1)			
12-20-15	H	L	58-69

Sam Houston State (NU leads 3-1)			
1-5-89	H	W	89-70
1-6-90	H	W	99-91
11-23-91	H	W	91-42
12-15-01	H	L	70-74
Totals			349-277

San Diego State (NU trails 0-1)			
12-3-71	H	L	61-63

San Francisco (NU leads 2-1)			
12-30-86	N	W	66-60
12-27-98	A	W	62-52
12-20-99	H	L	60-64
Totals			188-176



San Jose State (NU leads 3-2)

12-29-47	A	L	38-39
12-23-71	H	W	80-63
12-17-74	H	L	66-80
12-3-88	H	W	90-76
11-16-08	H	W	63-46
Totals			337-304

Santa Clara (NU trails 1-2)

1-3-36	A	L	48-61
12-12-50	A	W	53-38
12-29-84	A	L	59-78
Totals			160-177

Savannah State (NU leads 4-0)

1-2-02	H	W	66-47
1-3-07	H	W	81-53
12-11-07	H	W	82-37
1-5-11	H	W	68-48
Totals			297-185

Shattuck (NU leads 2-0)

1904-05		W	44-22
3-22-1906	A	W	59-23
Totals			103-45

Simpson (Series tied 1-1)

2-18-14	A	L	21-22
1916-17		W	20-13
Totals			41-35

Sioux City YMCA (Series tied 1-1)

2-17-1902	A	W	42-24
1903-1904		L	14-49
Totals			56-73

Sonoma State (NU leads 1-0)

1-5-81	H	W	84-49
--------	---	---	-------

South Carolina (Series tied 1-1)

1-6-76	H	W	69-68
1-3-77	A	L	49-54
Totals			118-122

South Carolina State (NU leads 2-0)

12-30-08	H	W	77-63
11-17-13	H	W	83-57
Totals			160-120

South Carolina Upstate (NU leads 1-0)

11-14-09	H	W	76-49
----------	---	---	-------

South Dakota (NU leads 32-5)

2-4-11	H	W	30-25
1-23-20	H	W	41-12
1-24-20	H	W	33-12
1-21-21	H	W	39-13
12-18-25	H	L	19-20
1-15-29	H	W	46-28
12-13-30	A	W	18-17
12-12-31	H	L	36-41
2-18-33	H	W	34-25
2-3-36	H	W	48-27
12-11-36	A	L	31-33
12-17-37	H	W	44-28
12-10-38	H	W	44-30
12-9-39	H	W	39-15
12-6-40	A	L	39-40
12-12-41	H	W	48-28
12-7-42	A	L	30-40
12-18-43	H	W	41-31
12-11-45	H	W	52-29
12-4-46	H	W	68-37
12-16-47	H	W	65-38
1-29-49	H	W	72-50
1-2-50	H	W	47-40
1-3-51	H	W	74-49
1-26-52	H	W	82-59
12-6-52	H	W	65-53
12-15-53	H	W	70-53
12-11-54	H	W	87-51
12-7-64	H	W	74-63

12-18-65	H	W	77-60
12-5-67	H	W	94-61
1-3-76	H	W	72-59
12-10-77	H	W	74-64
12-1-84	H	W	101-69
11-12-10	H	W	76-68
11-11-11	H	W	65-48
12-3-16	H	W	73-61
Totals			2,048-1,477

South Dakota St. (NU leads 12-0)

12-20-28	H	W	36-25
1-14-30	H	W	29-27
2-1-46	H	W	52-50
2-4-47	H	W	53-34
2-3-48	H	W	66-56
12-3-49	H	W	61-32
12-2-57	H	W	64-52
11-30-74	H	W	87-72
11-30-79	H	W	100-83
12-7-81	H	W	70-51
12-8-05	H	W	76-67
11-26-11	H	W	76-64
Totals			770-613

South Florida (Series tied 1-1)

12-5-02	A	L	60-65
12-6-03	H	W	75-52
Totals			135-117

Southeastern Louisiana (NU leads 2-0)

1-5-10	H	W	77-59
11-22-15	H	W	92-65
Totals			169-124

Southern (NU leads 2-0)

11-11-12	H	W	66-55
12-20-16	H	W	81-76
Totals			147-131

Southern Colorado (NU leads 1-0)

11-29-84	H	W	89-67
----------	---	---	-------

Southern Illinois (NU leads 2-0)

11-26-85	H	W	85-50
12-10-86	A	W	87-85
Totals			172-135

Southern Methodist (NU leads 4-2)

12-19-51	A	L	55-61
12-7-61	H	W	63-60
12-12-70	A	L	75-80
12-11-71	H	W	84-76
12-20-74	N	W	69-67
12-22-00	N	W	72-70
Totals			418-414

Southern Miss (NU trails 0-2)

3-24-87	N	L	75-82
11-26-99	N	L	48-75
Totals			123-157

Southern Utah (NU leads 4-0)

11-30-91	A	W	106-101
1-5-93	H	W	100-85
1-5-94	H	W	89-85
12-29-09	H	W	94-61
Totals			389-332

SE Missouri State (NU leads 2-0)

1-15-83	H	W	98-46
11-27-05	H	W	69-54
Totals			167-100

SW Louisiana (NU trails 0-1)

12-29-92	N	L	80-109
----------	---	---	--------

Springfield (Mass.) (NU leads 1-0)

12-17-52	H	W	82-73
----------	---	---	-------

Stanford (NU trails 3-6)

1-3-33	H	L	17-21
1-2-35	H	L	31-34
1-4-36	A	L	39-42

1-3-39	A	L	47-56
12-20-39	H	W	48-47
12-27-40	A	L	46-57
12-27-47	A	W	51-47
12-23-61	A	L	59-72
12-20-65	H	W	71-67
Totals			409-443

Stetson (NU leads 1-0)

12-29-17	H	W	71-62
----------	---	---	-------

Stevens Point A.C. (NU trails 0-1)

1900-01	A	L	13-38
---------	---	---	-------

Tampa (NU trails 0-1)

12-21-51	A	L	76-81
----------	---	---	-------

Temple (NU trails 0-1)

1-1-37	A	L	27-43
--------	---	---	-------

Tennessee (NU leads 3-0)

12-13-03	H	W	77-62
12-30-04	A	W	62-61
11-26-15	N	W	82-71
Totals			221-194

Tennessee-Martin (NU leads 1-0)

11-28-14	H	W	75-64
----------	---	---	-------

Tennessee Tech (NU leads 1-0)

12-14-90	H	W	113-92
----------	---	---	--------

Texas (NU trails 6-16)

12-18-64	A	L	73-77
12-14-65	H	W	75-64
3-15-78	*A	L	48-67
11-28-93	H	L	75-78
1-4-95	A	L	74-102
1-3-96	H	W	85-69
11-23-96	A	L	81-83 (OT)
2-16-97	H	W	79-67
1-21-98	A	L	91-105
1-10-99	H	L	76-89
1-25-00	A	L	55-82
1-13-01	H	W	80-67
1-19-02	A	L	66-77
2-15-03	H	L	63-75
1-17-04	A	L	61-63
1-15-05	H	L	53-63
2-11-06	A	L	59-78
1-24-07	H	L	61-62
3-4-08	A	L	66-70
2-7-09	H	W	58-55
2-2-10	A	L	51-91
2-19-11	H	W	70-67
Totals			1,500-1,651

*National Invitation Tournament

Texas A&M (NU leads 12-8)

12-13-69	N	W	78-69
12-14-86	A	L	64-66
12-2-87	H	W	92-60
12-20-91	H	W	91-68
1-11-97	H	W	74-72
2-27-98	A	W	75-58
1-19-99	H	W	87-68
3-4-00	A	L	76-83 (OT)
2-28-01	H	W	97-69
2-20-02	A	W	82-72
1-15-03	H	L	52-53
2-11-04	A	W	83-77
1-26-05	H	W	77-67
2-25-06	A	L	55-66
2-10-07	H	L	55-66
2-23-08	A	W	65-59
2-24-09	H	L	55-57
1-9-10	A	L	53-64
3-11-10	N	L	64-70*
1-29-11	H	W	57-48
Totals			1,432-1,242

*Phillips 66 Big Eight/Big 12 Championship

Texas-Arlington (NU leads 1-0)

12-21-92	H	W	116-95
----------	---	---	--------

Texas State (NU leads 1-0)

12-4-98	H	W	63-54
---------	---	---	-------

TCU (NU leads 7-2)

12-20-51	A	L	57-58 (OT)
12-11-70	A	W	69-64
12-11-72	H	W	72-58
3-24-83	H	W	67-57
3-15-99	A	L	89-101
11-19-08	A	W	62-50
11-21-09	H	W	90-77
12-11-10	H	W	70-56
12-10-11	A	W	69-57
Totals			647-578

Texas-Pan American (NU leads 1-0)

12-02-09	H	W	81-53
----------	---	---	-------

Texas Southern (NU leads 1-0)

11-27-04	H	W	78-58
----------	---	---	-------

Texas-San Antonio (NU leads 6-0)

11-27-93	H	W	96-85
12-3-96	H	W	79-76
11-29-97	H	W	68-59
11-28-01	H	W	81-63
12-1-02	H	W	69-53
12-20-17	H	W	104-94
Totals			497-430

Texas Tech (NU leads 16-10)

12-9-55	H	W	69-63 (OT)
12-20-56	A	W	67-66
12-15-58	H	W	54-46
12-1-62	A	W	68-66
12-9-63	H	L	60-76
12-20-64	A	L	78-82
11-29-83	H	L	45-59
12-15-84	A	W	79-74 (OT)
12-11-88	A	W	71-69
12-9-89	H	W	76-69
2-8-97	A	L	74-87**
2-25-98	H	W	82-65
2-20-99	A	L	68-73
3-4-99	*N	W	69-50
1-19-00	H	W	70-67
2-21-01	A	L	64-65
1-30-02	H	W	80-69
2-5-03	A	L	49-75
2-24-04	H	W	72-44
1-29-05	A	L	68-84
2-18-06	H	L	64-70
2-6-07	A	W	61-59
2-9-08	H		

N 2018-19 NEBRASKA BASKETBALL SERIES RESULTS VS. NON-CONFERENCE OPPONENTS



Dylan Talley led the Huskers in scoring and assists en route to earning honorable-mention All-Big Ten honors in 2013.



Mikki Moore ranks second in school history with 236 blocked shots. Moore also has three of the top-eight single-season totals in school history.



Shavon Shields was a two-time All-Big Ten selection in his career and finished fifth on NU's career scoring chart.

Villanova (NU trails 0-3)

11-27-87	N	L	53-70
11-19-98	N	L	60-75
11-17-15	A	L	63-87
Totals			176-232

Virginia (NU leads 1-0)

12-27-97	N	W	80-65
----------	---	---	-------

Virginia Tech (NU trails 0-2)

11-26-94	N	L	81-87
11-27-17	N	L	53-66
Totals			134-153

Wagner (NU leads 1-0)

12-30-89	H	W	88-67
----------	---	---	-------

Wake Forest (Series tied 1-1)

12-30-89	H	L	53-55
12-27-12	A	W	79-63
Totals			132-118

Washburn (NU leads 1-0)

1-16-1908	A	W	26-25
-----------	---	---	-------

Washington (NU trails 3-6)

12-27-30	A	L	38-41
12-29-30	A	L	24-27
12-30-30	A	L	32-38
12-8-50	A	L	49-54
12-9-50	A	L	53-71
12-6-75	H	L	63-75
11-29-76	A	W	59-58 (OT)
3-21-87	H	W	81-76
3-12-97	H	W	67-63
Totals			466-503

Washington (Mo.) (NU leads 12-6)

1917-18	A	L	17-44
2-7-19	H	W	35-25
2-8-19	H	W	28-13
1-7-22	H	W	31-23
2-25-22	A	W	33-32
1922-23	H	L	32-34
1922-23	A	W	24-22
2-9-24	A	W	32-18
1923-24	H	W	38-17
2-20-25	A	W	24-20
3-5-25	H	L	16-36
2-20-26	H	W	26-20
3-6-26	A	L	14-22
1926-27	A	W	37-20
1926-27	H	W	41-24
12-16-27	A	L	27-28
1-9-28	H	L	19-30
1-11-49	H	W	48-45
Totals			522-473

Washington State (NU leads 6-2)

12-12-66	H	W	100-75
----------	---	---	--------

12-13-66	H	W	80-78
12-8-67	A	L	70-93
12-9-67	A	W	91-76
12-22-84	H	L	58-63
12-12-85	A	W	79-72
3-19-96	H	W	82-73
11-21-98	N	W	95-84
Totals			655-614

Weber State (NU leads 1-0)

11-26-96	H	W	83-66
----------	---	---	-------

Wesleyan Auto (NU trails 0-1)

3-5-14	H	L	19-31
--------	---	---	-------

West Virginia (NU trails 0-1)

1-2-30	A	L	19-45
--------	---	---	-------

Western Carolina (NU trails 0-1)

12-3-99	H	L	72-74
---------	---	---	-------

Western Illinois (NU leads 5-0)

12-21-77	H	W	73-72
12-17-94	H	W	69-62
11-19-97	H	W	86-57
12-5-01	H	W	72-53
11-12-13	H	W	62-47
Totals			362-291

Western Kentucky (NU trails 1-3)

12-31-46	A	L	56-74
3-14-86	N	L	59-67
1-6-07	H	W	82-71
12-5-07	A	L	62-69 (OT)
Totals			269-281

Western Reserve (NU leads 2-0)

12-28-36	A	W	41-35
12-21-48	A	W	83-80
Totals			124-115

Wichita State (Series tied 6-6)

12-12-55	A	L	46-71
12-3-60	H	L	63-65
12-4-61	A	L	49-79
12-10-68	H	W	94-92 (3OT)
12-6-69	A	W	81-79 (OT)
12-23-70	A	W	72-71
12-4-71	H	L	61-74
1-7-74	A	L	58-66
12-14-74	H	W	78-65
12-12-92	A	W	71-64
12-11-93	H	W	94-72
3-16-11	A	L	49-76
Totals			816-874

Winthrop (NU leads 2-0)

11-27-00	H	W	65-44
11-24-01	H	W	73-65
Totals			138-109

UW-Green Bay (NU leads 2-0)

1-2-91	A	W	70-63
12-30-91	H	W	76-68
Totals			146-131

UW-Oshkosh (NU leads 1-0)

1-4-80	H	W	96-72
--------	---	---	-------

UW-Stevens Point (NU leads 2-0)

11-30-81	H	W	74-45
1-9-85	H	W	69-62
Totals			143-107

UW-Stout (NU leads 1-0)

11-23-85	H	W	71-53
----------	---	---	-------

UW-Superior (NU trails 0-1)

12-28-31	A	L	34-36
----------	---	---	-------

Wofford (NU leads 1-0)

12-2-01	H	W	65-46
---------	---	---	-------

Wyoming (NU leads 16-10)

1-20-34	H	L	24-33
12-15-34	A	L	23-26
12-27-35	A	W	46-42
1-13-36	H	W	31-22
12-23-38	H	W	38-30
12-5-57	H	W	77-66
12-20-61	A	L	70-71
12-2-63	H	W	79-72
12-3-64	A	L	68-94
12-7-66	A	L	98-102
12-23-67	H	W	82-74
12-1-70	A	W	68-63
12-1-71	H	W	81-63
12-1-72	A	L	59-65
12-1-73	H	W	70-62
11-28-80	H	L	59-62 (OT)
11-27-81	A	L	48-62
12-18-82	H	W	68-57
12-20-83	A	W	67-64
12-10-84	H	W	79-65
11-30-85	A	W	64-53
12-20-86	H	W	62-61
12-19-87	A	L	58-87
1-23-89	H	W	71-58
1-22-90	A	L	65-95
12-20-06	N	W	73-58
Totals			1,628-1,545

Xavier (NU trails 0-2)

3-19-84	A	L	57-58
3-14-91	N	L	84-89
Totals			141-147

Yale (NU leads 1-0)

11-19-05	H	W	73-64
----------	---	---	-------

York College (NU leads 1-0)

1916-17	W		23-14
---------	---	--	-------



Bruce Chubick is one of only two players in school history to play in four straight NCAA Tournaments as a Husker.

OPPONENTS

2018-19 NEBRASKA BASKETBALL SERIES RECORDS VS. ALL OPPONENTS



Opponent	First Mtg.	Last Mtg.	W-L	Year	Year	Year	Year	Year	Year	Year	Year
Abilene Christian	2015	20151-0	1949	19721-2	MacMurray	1974	19741-0	
Air Force	1960	19824-1	1991	20176-0	Mankato State	1977	19771-0	
Alabama	1955	19860-2	2003	20031-0	Marist	2017	20171-0	
Alabama A&M	2005	20073-0	1980	20105-0	Marquette	1934	20054-4	
Alabama State	2008	20081-0	1956	19561-0	Marshall	1967	19670-1	
Alaska-Fairbanks	2000	20021-1	1985	19861-1	Marshfield	1907	19071-0	
Alcorn State	2007	20113-0	1988	20031-0	Mary	2016	20161-0	
Angelo State	1980	19801-0	1994	20092-0	Maryland	2015	20182-4	
Appalachian State	1993	19952-1	2011	20122-0	Md.-Baltimore County	1989	20081-1	
Arizona	1961	20002-2	2014	20142-0	Maryland Eastern Shore	2008	20103-0	
Arizona State	1969	20083-4	1991	19010-1	Memphis	1955	19550-1	
Arkansas	1933	19982-6	1993	19931-0	Menasha	1905	19051-0	
Arkansas-Little Rock	1987	19871-0	1905	19185-1	Mesa	1983	19831-0	
Arkansas-Pine Bluff	2004	20155-0	1915	19150-1	Miami	1952	20154-2	
Arkansas State	1989	20132-0	1906	19061-0	Miami (Ohio)	1963	19912-1	
Arkansas Tech	1979	19791-0	1952	19962-0	Michigan	1950	20183-15	
Augustana (S.D.)	1969	19843-0	1988	19892-0	Michigan State	1920	20179-15	
Baker	1905	19063-0	1943	19430-2	Middle Tenn. State	1974	19740-1	
Ball State	1981	20021-2	2016	20160-1	Millikin	1935	19350-1	
Baylor	1950	201412-11	1937	19370-1	Minneapolis YMCA	1904	19041-0	
Bellevue	1906	19061-0	1986	20132-1	Minnesota	1902	201821-53	
Bethune-Cookman	2003	20031-0	1996	19961-0	Minnesota Ag Coll.	1903	19030-1	
Boston College	2017	20171-0	1973	19742-0	Minnesota-Duluth	1974	19741-0	
Bowling Green	1991	19972-1	1984	19840-1	Mississippi	1978	20081-2	
Bradley	1938	19592-5	1988	20103-1	Mississippi State	1996	20170-2	
Brandeis (Omaha)	1917	19171-0	1942	19420-1	Mississippi Valley State	2015	20151-0	
Brigham Young	1931	20091-4	1903	19031-0	Missouri	1908	201193-126	
Brooklyn	1987	19882-0	1907	192817-7	Missouri-St. Louis	1987	19871-0	
Brown Coll. "B" Tm.	1906	19061-0	1915	19172-0	Missouri State	1983	19831-0	
Burgess-Nash	1916	19161-0	1949	19903-0	Missouri Southern	1978	19781-0	
Butler	1930	19872-1	1902	19030-2	Missouri Western	1983	19831-0	
California	1938	19736-7	1920	19201-0	Monmouth	2000	20001-0	
California-Davis	1978	19781-0	1968	20142-7	Montana	1937	19833-2	
California-Irvine	1970	19872-2	1977	19770-1	Montana State	1930	20054-1	
California Santa Barbara	1979	20022-0	1904	19081-2	Morehead State	1989	19952-0	
Cal State Bakersfield	1980	19801-0	1927	19270-1	Morgan State	2004	20041-0	
Cal State Fullerton	1968	19681-0	2006	20060-1	Morningside	1904	19207-0	
Camp Funston	1918	19180-1	1963	20061-3	Morrison	1908	19080-1	
Canisius	1937	19851-1	1907	19071-0	Muscatine	1908	19080-1	
Carleton	1932	19330-2	1950	19903-4	Murray State	1991	20010-2	
Centenary	2002	20021-0	1995	19951-0	NATTC	1945	19450-1	
Central Arkansas	2014	20141-0	1921	20187-14	Navy Pre-Flight	1945	19450-2	
Central City	1907	19072-0	1921	19211-0	Nebraska-Omaha	1988	20144-0	
Central Michigan	2011	20121-0	2014	20140-1	Nebraska Wesleyan	1899	192320-6	
Chaminade	1988	19892-0	1906	19061-0	Nevada-Las Vegas	1979	19991-1	
Charlotte	2008	20081-0	1920	20176-12	Nevada	1948	19973-1	
College of Charleston	1995	19951-0	1983	20012-0	New Mexico	2009	20090-1	
Cheyenne Business College	1903	19030-1	1907	201811-19	New Mexico State	1976	19931-1	
Chicago Central	1905	19050-1	1909	2011131-103	New Orleans	1998	19981-0	
Chicago State	1990	20093-0	2002	20083-0	Niagara	1938	20042-0	
Cincinnati	1949	20151-5	2009	20102-0	Nicholls State	2012	20121-0	
The Citadel	1991	20134-0	2012	20121-0	Norfolk State	2007	20071-0	
Clemson	2016	20160-1	1900	201771-172	North Carolina	1973	19730-1	
Colgate	1921	19993-1	1906	19061-0	North Carolina A&T	1999	20054-0	
Colorado	1903	201177-71	1908	201193-127	North Carolina Central	2007	20071-0	
Colorado College	1903	19296-1	1906	19262-3	UNC Greensboro	1998	19992-0	
Colorado State	1947	19997-3	1993	20122-1	UNC Wilmington	1998	19981-0	
Columbia	1988	19881-0	1941	19731-2	North Dakota	1934	20173-1	
Connecticut	1992	19970-2	1920	19201-0	North Dakota State	1934	19341-0	
Coppin State	1997	19971-0	1967	19721-1	North Texas	1973	20175-0	
Cornell (N.Y.)	1956	19832-0	1905	19051-0	NE Missouri State	1974	19863-0	
Cotner College	1909	19174-1	1988	19881-0	Northeastern Illinois	1995	19962-0	
Creighton	1923	201725-26	1905	19050-1	Northern Colorado	1948	20053-0	
Crete	1907	19071-0	1904	19041-0	Northern Illinois	1989	20133-1	
Davidson	2010	20100-1	1987	190910-4	Northern Iowa	1949	199713-1	
Dayton	2016	20161-0	2002	20032-0	Northern Kentucky	2014	20141-0	
Delaware State	1995	20154-0	1975	20174-0	Northern Michigan	1970	19701-0	
Denver	1907	20036-2	2005	20051-0	NW Missouri State	1949	198710-0	
Denver YMCA	1903	19031-0	1993	19930-1	Northwestern	1934	20188-6	
DePaul	1908	19831-4	1989	19890-1	Notre Dame	1920	19625-2	
Detroit	1938	19883-4	2005	20162-0	Ohio	1958	20144-0	
Doane	1899	19002-0	1947	19800-2	Ohio State	1937	20184-15	
Drake	1909	198943-14	1937	19381-1	Oklahoma	1921	201183-104	
				1981	20142-0	Oklahoma City	1964	19661-1	
				2006	20061-0	Oklahoma State	1927	201163-54	



Brandon Ubel and the Huskers wore throwback jerseys honoring the 1949-50 Big Seven championship team for their 2012 Big Ten Tournament opener against Purdue.

Omaha Alumni	1913	19153-0
Omaha Athletic Club	1920	19202-0
Omaha Christian	1904	19041-0
Omaha YMCA	1898	19056-3
Old Dominion	1997	19971-0
Oral Roberts	2000	20022-1
Oregon	1942	20127-6
Oregon State	1941	20094-6
Ottumwa Navy	1947	19472-0
Pacific	1967	20023-1
Pennsylvania	1994	19940-1
Penn State	1981	20188-9
Pentahlon	1945	19451-0
Pepperdine	1990	19901-0
Pittsburgh	1930	20011-3
Port Washington	1905	19051-0
Portage Co. F	1907	19080-2
Portland	1967	19942-0
Portland State	1980	19801-0
Presbyterian	2007	20071-0
Princeton	1958	19581-0
Purdue	1948	20185-14
Rhode Island	2011	20152-1
Ripon	1905	19050-1
Rutgers	2000	20187-3
Sacramento State	1979	20164-0
Sacred Heart College	1913	19131-0
Saint Louis	1930	20094-4
St. Francis (Pa.)	2004	20041-0
St. John's	2017	20170-1
St. Joseph's (Iowa)	1913	19173-0
St. Joseph's (Pa.)	1996	19961-0
St. Mary's (Calif.)	1947	19761-1
St. Thomas (Minn.)	1917	19171-0
St. Thomas (Pa.)	1937	19371-0
Samford	2015	20150-1
Sam Houston State	1989	20023-1
San Diego State	1972	19720-1
San Francisco	1987	20002-1
San Jose State	1948	20083-2
Santa Clara	1936	19851-2
Savannah State	2002	20114-0
Shattuck	1905	19062-0
Simpson	1914	19171-1
Sioux City YMCA	1902	19041-1
Sonoma State	1981	19811-0
South Carolina	1976	19771-1
South Carolina State	2008	20132-0
South Carolina Upstate	2009	20091-0
South Dakota	1911	201632-5
South Dakota State	1930	201112-0

OPPONENTS



2018-19 NEBRASKA BASKETBALL

SERIES RECORDS VS. ALL OPPONENTS

South Florida	2002	20031-1
Southeastern Louisiana	2010	20152-0
Southern	2012	20162-0
Southern Colorado	1985	19851-0
Southern Illinois	1986	19872-0
Southern Methodist	1952	20014-2
Southern Mississippi	1987	20000-2
Southern Utah	1992	20094-0
SE Missouri State	1983	20052-0
Springfield (Mass.)	1953	19531-0
Stanford	1933	19663-6
Stetson	2017	20171-0
Stevens Point A.C.	1901	19010-1
Tampa	1952	19520-1
Temple	1937	19370-1
Tennessee	2003	20153-0
Tennessee Tech	1991	19911-0
Tennessee-Martin	2014	20141-0
Texas	1965	20116-16
Texas-Arlington	1993	19931-0
Texas A&M	1970	201112-8
TCU	1952	20117-2
Texas-Pan American	2009	20091-0
Texas-San Antonio	1994	20176-0
Texas State	1999	19991-0
Texas Southern	2004	20041-0
Texas Tech	1956	201116-10
Toledo	1991	19963-0
Topeka YMCA	1902	19021-1
Tulane	1983	20123-0
Tulsa	1998	20091-2
UAB	1979	20132-3
UCF	2017	20170-1
UCLA	1939	20162-6
UMKC	1983	200911-1
UMass	2013	20130-1
USC	1963	20125-5
Utah	1936	19811-2
Utah State	1961	19782-0
Utah Valley State	2005	20051-0
UTEP	2012	20120-1
Valparaiso	1920	20123-0
Vanderbilt	1956	20102-5
Villanova	1988	20150-3
Virginia	1998	19981-0
Virginia Tech	1995	20160-2
Wagner	1990	19901-0
Wake Forest	2011	20121-1
Washburn	1908	19081-0
Washington	1931	19973-6
Washington (Mo.)	1918	194912-6
Washington State	1967	19996-2
Weber State	1997	19971-0
Wesleyan Auto	1914	19140-1
West Virginia	1930	19300-1
Western Carolina	2000	20000-1
Western Illinois	1978	20135-0
Western Kentucky	1947	20071-3
Western Reserve	1937	19492-0
Wichita State	1956	20116-6
Winthrop	2000	20022-0
Wisconsin	1904	201814-14
UW-Green Bay	1991	19922-0
UW-Oshkosh	1980	19801-0
UW-Stevens Point	1982	19852-0
UW-Stout	1986	19861-0
UW-Superior	1932	19320-1
Wofford	2002	20021-0
Wyoming	1934	200616-10
Xavier (Ohio)	1984	19910-2
Yale	2005	20051-0
York College	1917	19171-0

OPPONENTS

NEBRASKA VS. NCAA DIVISION I CONFERENCES (2018-19 CONFERENCE ALIGNMENTS)

Conference (Number of Teams)	G	W-L	Pct.
America East (9)	2	1-1	.500
American Athletic (12)	41	17-24	.414
Atlantic Coast (15)	30	15-15	.500
Atlantic Sun (9)	5	5-0	1.000
Atlantic 10 (14)	22	11-11	.500
Big 12 (10)	1,082	481-601	.444
Big East (10)	73	32-41	.438
Big Sky (11)	35	28-7	.800
Big South (11)	6	5-1	.833
Big Ten (14)	298	105-193	.352
Big West (9)	21	12-9	.571
Colonial Athletic (10)	3	2-1	.667
Conference USA (14)	29	18-11	.620
Horizon (10)	10	6-4	.600
Ivy (8)	9	8-1	.889
Metro Atlantic Athletic (11)	8	7-1	.875
Mid-American (12)	26	20-6	.769
Mid-Eastern Athletic (12)	25	25-0	1.000
Missouri Valley (10)	88	66-22	.750
Mountain West (11)	58	38-20	.655
Northeast (10)	6	6-0	1.000
Ohio Valley (12)	15	13-2	.867
Pacific-12 (12)	242	119-123	.492
Patriot League (10)	5	4-1	.800
Southeastern (14)	272	117-155	.430
Southern (10)	11	9-2	.818
Southland (13)	11	9-2	.818
Southwestern Athletic (10)	23	22-1	.957
Summit (9)	77	68-9	.883
Sun Belt (12)	12	10-2	.833
West Coast (10)	22	13-9	.591
Western Athletic (9)	10	8-2	.800
Independents (0)	0	0-0	.000

NEBRASKA IN EXHIBITION PLAY (57-6)

Season	Opponent	Result	Score
1966-67	Swedish Nationals	W	103-78
1968-69	Athletes in Action	W	74-65
1972-73	Yugoslavian	L	80-82
1978-79	Windsor	W	113-69
1981-82	Windsor	W	94-51
1982-83	Brandon	W	96-68
1983-84	Windsor	W	117-49
1985-86	Bratislava	W	101-67
1986-87	Club Bosnia	W	90-82
1987-88	Czechoslovakia	L	66-69
1988-89	Athletes in Action (ot)	L	102-104
	Victoria All-Stars	W	109-84
1989-90	Brisbane Bullets	W	76-74
	Athletes in Action	W	104-90
1990-91	High Five America	W	128-89
	Czechoslovakia	W	92-71
1991-92	Ukraine Nationals	W	80-71
	High Five America	W	93-84
1992-93	Cuban Nationals	W	114-76
	Marathon Oil	W	126-96
1993-94	Kiev Baskets	W	122-59
	Marathon Oil	W	109-91
1994-95	USA Verich Reps	W	117-101
	Russian Red Army	W	105-83
1995-96	Spalding Americas	W	113-68
	Team Pella	W	97-75
1996-97	Pella Windows Basketball	W	82-71
	Marathon Oil	W	82-81
1997-98	Pella Windows Basketball	W	83-63
	Marathon Oil	W	87-72
1998-99	Pella Windows Basketball	W	67-61
	Next Level Sports	W	86-76
1999-2000	Calif. South All-Stars (ot)	W	107-99
	Ural Great-Russia (ot)	L	98-102
2000-01	Global Sports	L	62-74
	Sports Tours Int'l.	W	89-49
2001-02	Nebraska-Kearney	W	58-55
	Delta Jammers	W	75-57
2002-03	EA Sports	W	63-46
	Sports Tours Int'l.	W	113-76
2003-04	Alaska-Fairbanks	W	84-53
	Athletes in Action	W	78-73
2004-05	Monterrey Tech	W	89-48
	Nebraska-Kearney	W	84-71
2005-06	Nebraska-Omaha	W	70-65
	Holy Family (Pa.)	W	76-54
2006-07	Nebraska-Kearney	W	74-72
	SIU-Edwardsville	L	50-54
2007-08	Nebraska Wesleyan	W	70-50
	Wayne State	W	74-51
2008-09	Chadron State	W	85-54
2009-10	Arkansas-Fort Smith	W	86-66
	Hastings	W	71-39
2010-11	Peru State	W	75-43
	Bellevue	W	82-58
2011-12	Doane	W	75-54
2012-13	Midland	W	68-40
2013-14	Nebraska-Kearney	W	91-60
2014-15	Southwest Minnesota St.	W	83-61
2015-16	Northern State	W	95-42
2016-17	Chadron State	W	98-45
2017-18	at Mississippi State@	W	76-72
	Northwood (Mich.)	W	80-62
	@-NCAA Charity Exhibition		



NEBRASKA
0

DUBY OKEKE

MURPHY
3



Front row (from left): Justin Costello, Thomas Allen, Evan Taylor, Glynn Watson Jr., Anton Gill, Malcolm Laws and Johnny Trueblood. Back row (from left): James Palmer Jr., Nana Akenten, Jack McVeigh, Isaac Copeland Jr., Jordy Tshimanga, Isaiah Roby, Duby Okeke, Tanner Borchardt and Thorir Thorbjarnarson.

2017-18 BY THE NUMBERS

.2971.425 - Nebraska's 3-point percentage defense in Big Ten play in 2017-18, which led the conference compared to 2016-17, which ranked 14th in the same category.

1.23 - Nebraska's 1.23-to-1 assist-to-turnover ratio finished as the eighth-best ratio in school history and the highest since the 2001-02 campaign.

2 - Number of opponents who shot over 50 percent against Nebraska during the 2017-18 season (UCF and Long Beach State).

4 - Isaiah Roby became just the fourth player in school history to record 50 blocks and 50 assists in a season and the first since Aleks Maric in 2007-08.

11.1 - Turnovers per game for Nebraska, which ranked 27th nationally. The Huskers finished the season with 10 or fewer turnovers in six of its final eight games, including a season-low five at Mississippi State.

15 - Nebraska went 9-1 when recording 15 or more assists in a game. The only loss was a Dec. 9 loss at Creighton.

16 - Nebraska's number of home wins which fell one shy of the school record for most home wins in a season. Nebraska went a perfect 9-0 in conference play, marking the Huskers' first unbeaten home conference mark since 1965-66.

20 - Margin of victory over NCAA runner-up Michigan on Jan. 18, Nebraska's largest over a ranked team since a 28-point win over No. 25 Texas Tech on Feb. 24, 2004.

70 - Nebraska was 16-2 when scoring 70 or more points and 6-9 when held to under 70 points. Nebraska's only two losses when scoring 70+ points was a one-point loss to Kansas and a two-point OT loss at Penn State.

104 - Nebraska's point total against UTSA on Dec. 20, its highest since scoring 107 against North Carolina A&T on Dec. 19, 2005. NU is now 36-4 all-time when scoring 100 or more points.

568 - James Palmer Jr. finished in eighth place on Nebraska's top-10 scoring list with 568 points. It marks the fourth time in the last five years that a Husker has scored at least 550 points in a season.

232 - Nebraska's 3-pointers in 2017-18, a total which ranked third on the Huskers' single-season list and was NU's highest total in 11 years.

15,805 - Nebraska's average attendance for its nine Big Ten games. The mark was the Huskers' highest conference attendance in school history.

1995-96 - The last time Nebraska scored 90+ points twice in conference play before 2017-18.

The 2017-18 season was a historic one for the Husker basketball program. Under sixth-year Head Coach Tim Miles, Nebraska enjoyed one of the most improved seasons in school history and returned to postseason play for the first time in four years.

The Huskers finished the year with a 22-11 record and tied for fourth in the Big Ten with a 13-5 record, setting a school record for most conference wins in school history. It was a far cry from the 13th-place finish the Huskers were tabbed with by the conference media prior to the season. The 10-win improvement was the largest by a Husker team since 1991 while the 13 Big Ten wins shattered a mark which had been in place for more than five decades. Nebraska's 22 wins was the most since a school-record 26 wins in 1990-91 and included wins over NCAA runner-up Michigan, as well the champions of both the NIT (Penn State) and CBI (North Texas).

The improvement was sparked by a pair of newcomers in James Palmer Jr. and Isaac Copeland, who helped Nebraska enjoy its highest victory total in more than two decades and close Big Ten play by winning eight of its last nine games.

Palmer garnered first-team All-Big Ten honors by the conference coaches, averaging 17.2 points, 4.4 rebounds and 3.0 assists per game. He was fifth in the conference in scoring, including third in Big Ten action, and was in double figures in 31 of 33 contests. Palmer proved to have a flair for the dramatic, including a game-winning 3-pointer with 0.3 points left in a one-point win over Illinois and scoring 24 of his 26 points in the second half of Nebraska's four-point win over Maryland which gave the Huskers their 20th victory.



James Palmer Jr. beats the buzzer on his game-winning 3-pointer against Illinois, as the Huskers went a perfect 9-0 in Big Ten play at home in 2017-18

Copeland gave the Huskers an inside-outside threat, as he was second on the team in scoring (12.9 ppg), rebounding (6.1 rpg) and blocked shots (1.0 bpg) and ranked among the Big Ten leaders in all three areas. The 6-foot-9 junior had five 20-point performances, including a season-high 30 points on 12-of-14 shooting against North Dakota, and closed the regular season by reaching double figures in eight of NU's final nine regular-season contests.

While the two newcomers provided a shot in the arm for the NU attack, co-captains Evan Taylor and Anton Gill provided stability and leadership for a team which returned just two players who averaged at least 6.0 ppg from the previous year.

Taylor, one of two returning starters, played in all 33 games and averaged 6.4 points, 3.4 rebounds and 2.2 assists per game. Taylor was also the Huskers' top perimeter defender, and regularly hounded the opposition's top scorer. Gill, who missed all of Big Ten play in 2016-17 because of a knee injury, was fifth on the team in scoring at 8.1 points per game and led the Huskers with 54 3-pointers in his only full season as a Husker.

The influence of Taylor and Gill was worth far more than the numbers they produced, as both players' leadership in the locker room was vital.

"Those two kind of became the voice of our team, our voice of reason," Miles said. "It's like, 'We've been other places. This is what a program looks like. Let's get this right, we've got the talent, let's go forward.'"

The Huskers went forward, especially during the second half of the season. After going with a smaller starting lineup which included Isaiah Roby and Anton Gill, the Husker attack flourished. Palmer's game winner against the Illini began a stretch where the Huskers won 10 of 12 conference games, including a 20-point win over the Wolverines and completing season sweeps with NU's first-ever Big Ten wins in both Minneapolis and Madison.

Miles was thrilled that the seniors, a group which also included graduate transfer Duby Okeke and walk-on Malcolm Laws, could go out with a win, as NU closed the regular-season with a 13-point win over Penn State to cap a perfect 9-0 home Big Ten mark, as Nebraska extracted revenge from a heart-breaking overtime loss in State College earlier in the year.

"I am happy that our Senior Night turned out well for our seniors," Miles said. "It is an eclectic group of young guys that have been great to coach, have stuck with us through thick and thin."



Glynn Watson Jr. had 29 points, nine rebounds and three steals in NU's win over No. 14 Minnesota.

Glynn Watson Jr. was the other returning starter, and the junior from Bellwood, Ill., was one of the Huskers leaders in 2017-18. He was third on the team in scoring at 10.5 points per game while pacing the Huskers in both assists (3.2 apg) and steals (1.4 spg). Watson had four 20-point games, including a season-high 29 points and a career-high nine rebounds in a win over No. 14 Minnesota.

He went over 1,000 career points with a pair of game-clinching free throws against Maryland, becoming the 29th Husker to reach that plateau.

While Watson was one of the proven scorers, the development of Roby down the stretch really helped the Huskers make strides in the Big Ten. Roby, who moved into the starting lineup midway through the season, led NU in both rebounding (6.3 rpg) and blocked shots (2.0 bpg) while averaging 8.7 points per game on 57 percent shooting. Roby finished the year with eight straight double-figure performances, including three consecutive double-doubles in Big Ten play.

Nebraska relied on a rotation which included Okeke, who ranked among the Big Ten leaders with 1.0 block per game, Jordy Tshimanga (4.0 ppg, 4.6 rpg) and freshman Thomas Allen (3.2 ppg). Allen showed glimpses of his potential in NU's lone home loss, scoring a season-high 13 points in NU's 73-72 loss to a Jayhawk team which eventually reached the final four.

INDIVIDUAL HONORS

TEAM ACCOMPLISHMENTS

- ▶ 22 wins - second-highest total in school history
- ▶ 12 Big Ten wins - most in school history
- ▶ NIT appearance - first postseason appearance since 2014
- ▶ 16-1 Home Record - fifth-best record in school history
- ▶ 9-0 Big Ten Record - first time in school history
- ▶ Two wins over nationally ranked opponents (No. 14 Minnesota, No. 23 Michigan)
- ▶ Ranked 11th nationally in attendance with 15,492 fans per game

TANNER BORCHARDT

- ▶ Academic All-Big Ten
- ▶ Nebraska Scholar-Athlete Honor Roll (Fall 2017)
- ▶ NABC Honors Court (2017-18)

ISAAC COPELAND JR.

- ▶ Honorable-Mention All-Big Ten (Coaches)
- ▶ Honorable-Mention All-Big Ten (Media)
- ▶ Nebraska Scholar-Athlete Honor Roll (Fall 2017)

JUSTIN COSTELLO

- ▶ 2017-18 Husker Power Lifter of the Year
- ▶ Nebraska Scholar-Athlete Honor Roll (Fall 2017)

ANTON GILL

- ▶ 2017-18 Team Co-Captain
- ▶ UNL Graduate (December 2017)

MALCOLM LAWS

- ▶ Nebraska Scholar-Athlete Honor Roll (Fall 2017)
- ▶ UNL Graduate (May 2018)
- ▶ Tom Osborne Citizenship Team (2018)

JACK MCVEIGH

- ▶ World University Games (2017)

DUBY OKEKE

- ▶ Nebraska Scholar-Athlete Honor Roll (Fall 2017)
- ▶ Tom Osborne Citizenship Team (2018)

JAMES PALMER JR.

- ▶ First-Team All-Big Ten (Coaches)
- ▶ Second Team All-Big Ten (Media)
- ▶ First-Team All-District VII (USBWA)
- ▶ First-Team All-District VI (NABC)
- ▶ Big Ten Player of the Week (Jan. 22, 2018)
- ▶ University of Nebraska Outstanding Newcomer (2017-18)

EVAN TAYLOR

- ▶ 2017-18 Team Co-Captain
- ▶ UNL Graduate (May 2018)
- ▶ 2018 Big Ten Sportsmanship Nominee

THORIR THORB-JARNARSON

- ▶ Nebraska Scholar-Athlete Honor Roll (Fall 2017)
- ▶ Iceland U-20 National Team (2018)

JOHNNY TRUEBLOOD

- ▶ Academic All-Big Ten
- ▶ Nebraska Scholar-Athlete Honor Roll (Fall 2017)
- ▶ NABC Honors Court (2017-18)



#0 - DUBY OKEKE

6-8 | 247 | Forward
Jonesboro, Ga.

Career Honors

- ▶ Nebraska Scholar-Athlete Honor Roll (Fall 2017)
- ▶ Tom Osborne Citizenship Team (2018)

Nebraska Career Highs

Points:	4	Minnesota (12/5/17)
Rebounds:	5	Boston College (11/29/17)
Field Goals:	2	Minnesota (12/5/17)
Field Goal Att.	3	Minnesota (12/5/17)
3-Point FG	N/A	
3-Point FG Att.	N/A	
Free Throws	2	Rutgers (2/10/18)
Free Throw Att.	2	four times, last vs. Rutgers (2/10/18)
Assists	2	Marist (11/24/17)
Steals	1	five times, last vs. Wisconsin (1/9/18)
Blocks	4	Rutgers (2/10/18)
Minutes	16	North Texas (11/13/17); Minnesota (12/5/17)

Career Recap

Duby Okeke provided leadership and a steadying presence for the Huskers in his only season in the program. The Jonesboro, Ga., native played in 28 games for the Huskers in 2017-18 after spending his undergraduate career at Winthrop. During Okeke's career, he helped his teams win 20-or-more games three times, including a 26-7 record and an NCAA Tournament berth in 2016-17 at Winthrop. As a senior at Nebraska, Okeke averaged 1.8 rebounds and 1.0 blocks per game while coming off the bench. He totaled seven games with at least two blocked shots, including four in just six minutes off the bench in a win over Rutgers. He also had three blocks, three rebounds and four point in a season-high 16 minutes in a win over No. 14 Minnesota and three blocks and three caroms in 10 minutes at Northwestern. Okeke is currently working on a Master's Degree in Child, Youth & Family Studies.



OKEKE'S CAREER STATS

Year	G-GS	MP-MPG	FG-FGA	Pct.	3FG-3FGA	Pct.	FT-FTA	Pct.	O-D	Tot.-Avg.	F-DQ	A	TO	B	S	TP-Avg.
2014-15*	32-2	439-13.7	57-82	.695	0-0	.000	28-51	.549	46-42	88-2.8	72-4	6	34	46	6	142-4.4
2015-16*	29-0	498-17.2	57-89	.640	0-0	.000	29-59	.492	49-90	139-4.8	70-2	5	31	72	8	143-4.9
2016-17*	33-24	461-14.0	45-74	.608	0-0	.000	15-56	.268	51-77	128-3.9	90-1	3	39	47	4	105-3.2
2017-18	28-2	197-7.0	9-20	.450	0-0	.000	4-10	.400	24-26	50-1.8	40-0	2	17	27	5	22-0.8
TOTAL	28-2	197-7.0	9-20	.450	0-0	.000	4-10	.400	24-26	50-1.8	40-0	2	17	27	5	22-0.8
All*	122-28	1595-13.1	168-265	.634	0-0	.000	76-176	.432	170-235	405-3.3	272-7	16	121	192	23	412-3.4

LAWS' CAREER STATS

Year	G-GS	MP-MPG	FG-FGA	Pct.	3FG-3FGA	Pct.	FT-FTA	Pct.	O-D	Tot.-Avg.	F-DQ	A	TO	B	S	TP-Avg.
2014-15*	4-0	11-2.8	2-4	.500	1-3	.333	1-2	.500	2-1	3-0.8	1-0	0	1	0	0	6-1.5
2015-16	6-0	19-3.2	0-3	.000	0-1	.000	1-2	.500	0-2	2-0.3	4-0	0	0	0	1	1-0.2
2016-17	5-0	11-2.2	1-6	.167	0-1	.000	0-3	.000	0-1	1-0.2	0-0	0	0	0	1	2-0.4
2017-18	9-0	15-1.7	1-7	.143	0-3	.000	0-0	.000	0-0	0-0.0	0-0	0	1	0	0	2-0.2
TOTAL	20-0	45-2.3	2-16	.125	0-5	.000	1-5	.200	0-3	3-0.2	4-0	0	1	0	2	5-0.3
All*	24-0	56-2.3	4-20	.200	1-8	.125	2-7	.286	2-4	6-0.3	5-0	0	2	0	2	11-0.5

Statistics from prior team/school



#3 - MALCOLM LAWS

6-1 | 191 | Guard
Orlando, Fla.

Career Honors

- ▶ Nebraska Scholar-Athlete Honor Roll (Fall 2017)
- ▶ UNL Graduate (May 2018)
- ▶ Tom Osborne Citizenship Team (2018)

Nebraska Career Highs

Points:	2	at Michigan State (2/23/17); Michigan (1/18/18)
Rebounds:	1	three times, last at Minnesota (3/2/17)
Field Goals:	1	at Michigan State (2/23/17); Michigan (1/18/18)
Field Goal Att.	3	vs. Marist (11/24/17)
3-Point FG	N/A	
3-Point FG Att.	2	Michigan (3/5/17); vs. Marist (11/24/17)
Free Throws	1	Mississippi Valley State (11/14/15)
Free Throw Att.	2	Mississippi Valley State (11/14/15); Michigan (3/5/17)
Assists	2	Mississippi Valley State (11/14/15)
Steals	1	at Rutgers (1/9/16); at Michigan State (2/23/17)
Blocks	N/A	
Minutes	1	at Rutgers (1/9/16); at Michigan State (2/23/17)

Career Recap

Malcolm Laws spent three seasons in the Husker program after transferring from Florida Atlantic. The 6-foot-1 guard appeared in 20 games during Husker career after walking on to the Husker program, totaling five points and three rebounds. Laws was a vital member of the Husker scout team, preparing the top units for games. As a senior, he played in a career-high nine games and scored his only basket of the season in a win over No. 23 Michigan on Jan. 18, as Nebraska won 22 games and reached postseason play for the first time in four years. Laws' influence off the court was evident in the team coming together in the Hate Will Never Win movement, as well as the role he played on the Husker Ben Mob. He was named to the Tom Osborne Citizenship Team in 2018 and was a member of the Nebraska Scholar-Athlete Honor Roll in 2017. Laws graduated in May of 2018 with a degree in communication studies.





#11 - EVAN TAYLOR

6-5 | 208 | Guard
Cincinnati, Ohio

Career Honors

- ▶ 2017-18 Captain
- ▶ UNL Graduate (May 2018)
- ▶ 2018 Big Ten Sportsmanship Nominee

Nebraska Career Highs

Points:	16	UTSA (12/20/17)
Rebounds:	8	at Maryland (1/1/17); vs. Ohio State (1/18/17)
Field Goals:	6	Penn State (3/8/17)
Field Goal Att.	11	Penn State (3/8/17)
3-Point FG	3	Boston College (11/29/17)
3-Point FG Att.	4	at Creighton (12/9/17)
Free Throws	10	North Texas (11/13/17)
Free Throw Att.	12	North Texas (11/13/17)
Assists	6	LBSU (11/26/17)
Steals	4	three times, last vs. LBSU (11/26/17)
Blocks	2	three times, last vs. Indiana (2/20/18)
Minutes	42	Iowa (1/5/17)

Career Recap

Taylor played in all 64 games during his two-year Husker career, making 41 starts for the Huskers. He played a major role in Nebraska's 22 wins and first postseason appearance in four seasons, as he averaged 6.4 points, 3.4 rebounds, 2.2 assists and 1.0 steals per game as a senior. Taylor, who set personal bests in points, rebounds, assists and 3-point percentage, also had the responsibility of guarding the opposition's top scoring threat. He scored a Husker career-high 16 points against UTSA, one of seven double-figure efforts during the year. He also had 13 points apiece in wins over Boston College and Illinois, as the Huskers were 7-0 when he reached double figures. A team co-captain as a senior, he was NU's nominee for the Big Ten Sportsmanship team for his work on and off the court. He began his career at Samford as a freshman, earning a spot on the Southern Conference All-Freshman team in 2014-15. Taylor earned a degree in sociology from Nebraska in May of 2018.



GILL'S CAREER STATS

Year	G-GS	MP-MPG	FG-FGA	Pct.	3FG-3FGA	Pct.	FT-FTA	Pct.	O-D	Tot.-Avg.	F-DQ	A	TO	B	S	TP-Avg.
2013-14*	24-0	136-5.7	11-34	.324	6-25	.240	4-12	.333	3-13	16-0.7	16-1	5	3	0	4	32-1.3
2014-15*	31-0	292-9.4	30-85	.353	11-43	.256	7-19	.368	2-23	25-0.8	32-1	17	20	4	15	78-2.5
2016-17	12-1	208-17.3	16-59	.271	8-29	.276	5-8	.625	7-16	23-1.9	17-0	6	11	0	4	45-3.8
2017-18	31-14	761-24.5	81-203	.399	54-143	.378	34-41	.829	6-53	59-1.9	44-0	34	23	2	14	250-8.1
TOTAL	43-15	969-22.5	97-262	.370	62-172	.360	39-49	.796	13-69	82-1.9	61-0	40	34	2	18	295-6.9
All*	98-15	1397-14.3	138-381	.362	79-240	.329	50-80	.625	18-105	123-1.3	109-2	62	57	6	37	405-4.1

TAYLOR'S CAREER STATS

Year	G-GS	MP-MPG	FG-FGA	Pct.	3FG-3FGA	Pct.	FT-FTA	Pct.	O-D	Tot.-Avg.	F-DQ	A	TO	B	S	TP-Avg.
2014-15*	31-15	693-22.4	74-190	.389	14-41	.341	36-58	.621	23-80	103-3.3	57-0	37	47	7	33	198-6.4
2016-17	31-21	755-24.4	64-155	.413	6-25	.240	27-37	.730	17-72	89-2.9	54-3	37	37	3	28	161-5.2
2017-18	33-20	851-25.8	68-159	.428	16-36	.444	58-81	.716	26-87	113-3.4	65-0	74	40	15	32	210-6.4
TOTAL	64-41	1606-25.1	132-314	.420	22-61	.361	85-118	.720	43-159	202-3.2	119-3	111	77	18	60	371-5.8
All*	95-56	2299-24.2	206-504	.409	36-102	.353	121-176	.688	66-239	305-3.2	176-3	148	124	25	93	569-6.0

* Statistics from prior team/school



#13 - ANTON GILL

6-3 | 195 | Guard
Raleigh, N.C.

Career Honors

- ▶ 2017-18 Captain
- ▶ UNL Graduate (December 2017)

Nebraska Career Highs

Points:	21	vs. UTSA (12/20/17)
Rebounds:	5	three times, last vs. Michigan (3/2/18)
Field Goals:	6	four times, last vs. UTSA (12/20/17)
Field Goal Att.	11	vs. LBSU (11/26/17); UTSA (12/20/17)
3-Point FG	5	vs. Marist (11/24/17)
3-Point FG Att.	8	UTSA (12/20/17); Stetson (12/29/17)
Free Throws	5	UTSA (12/20/17)
Free Throw Att.	5	UTSA (12/20/17)
Assists	6	Delaware St. (12/22/17)
Steals	2	three times, last vs. Indiana (2/20/18)
Blocks	1	vs. LBSU (11/26/17); at Northwestern (1/2/18)
Minutes	36	vs. Michigan (3/2/18)

Career Recap

Anton Gill put together a solid senior campaign after being sidelined for most of the 2016-17 season because of a knee injury. He played in 31 games, including 14 starts, and averaged 8.1 points per game in helping the Huskers to a 22-11 mark. Gill led the Huskers with 54 3-pointers and established career highs in scoring, rebounding and assists. One of two co-captains, Gill reached double figures nine times, including a career-high 21-point effort against UTSA when he connected on four 3-pointers and was 6-of-11 from the field. He also had 17 points against Marist, including a career-high five 3-pointers, as he had six games with at least three 3-pointers. Gill, who graduated from Nebraska with a degree in communication studies in December of 2017, began his college career by playing two seasons at Louisville.



2018-19 NEBRASKA BASKETBALL GAME-BY-GAME RESULTS

OVERALL RECORD: 22-11

##	Player	GP				TOTAL			3-PTS			REBOUNDS				PF		A			TO		Blk		Stl		Pts	
		GP	GS	Min	Avg	FG	FGA	Pct	3FG	FGA	Pct	FT	FTA	Pct	Off	Def	Tot	Avg	PF	FO	A	TO	Blk	Stl	Pts	Avg		
24	Palmer Jr., James	33	33	1024	31.0	181	408	.444	43	139	.309	163	221	.738	41	103	144	4.4	61	0	99	72	16	32	568	17.2		
14	Copeland, Isaac	33	33	1012	30.7	159	337	.472	41	111	.369	66	94	.702	55	146	201	6.1	56	1	38	33	33	27	425	12.9		
05	Watson Jr., Glynn	33	32	981	29.7	120	346	.347	34	117	.291	71	91	.780	24	86	110	3.3	78	1	106	48	7	47	345	10.5		
15	Roby, Isaiah	32	13	769	24.0	95	168	.565	17	42	.405	71	98	.724	53	147	200	6.3	103	4	53	48	63	20	278	8.7		
13	Gill, Anton	31	14	761	24.5	81	203	.399	54	143	.378	34	41	.829	6	53	59	1.9	44	0	34	23	2	14	250	8.1		
11	Taylor, Evan	33	20	851	25.8	68	159	.428	16	36	.444	58	81	.716	26	87	113	3.4	65	0	74	40	15	32	210	6.4		
32	Tshimanga, Jordy	31	18	423	13.6	51	112	.455	0	0	.000	22	39	.564	60	83	143	4.6	71	5	15	37	14	8	124	4.0		
12	Allen, Thomas	32	0	318	9.9	34	86	.395	17	48	.354	16	20	.800	5	26	31	1.0	8	0	17	20	0	7	101	3.2		
10	McVeigh, Jack	14	0	105	7.5	10	29	.345	6	18	.333	1	1	1.000	4	11	15	1.1	11	0	2	5	2	5	27	1.9		
25	Akenten, Nana	7	0	21	3.0	2	9	.222	2	8	.250	1	2	.500	1	1	2	0.3	0	0	0	0	0	0	7	1.0		
20	Borchardt, Tanner	20	0	118	5.9	6	13	.462	0	0	.000	6	14	.429	17	19	36	1.8	23	0	2	2	4	2	18	0.9		
34	Thorbjarnarson, Thor	9	0	19	2.1	3	7	.429	2	5	.400	0	0	.000	1	3	4	0.4	4	0	3	1	0	1	8	0.9		
00	Okeke, Duby	28	2	197	7.0	9	20	.450	0	0	.000	4	10	.400	24	26	50	1.8	40	0	2	17	27	5	22	0.8		
03	Laws, Malcolm	9	0	15	1.7	1	7	.143	0	3	.000	0	0	.000	0	0	0	0.0	0	0	0	1	0	0	2	0.2		
04	Trueblood, Johnny	7	0	11	1.6	0	2	.000	0	0	.000	1	4	.250	0	3	3	0.4	1	0	1	3	0	0	1	0.1		
TM	TEAM																											
Total		33				820	1906	.430	232	670	.346	514	716	.718	356	835	1191	36.1	566	11	446	362	183	200	2386	72.3		
Opponents		33				856	2025	.423	192	597	.322	361	537	.672	430	827	1257	38.1	629	-	411	414	120	168	2265	68.6		

BIG TEN RECORD: 13-5, T-4TH PLACE

##	Player	GP				TOTAL			3-PTS			REBOUNDS				PF		A			TO		Blk		Stl		Pts	
		GP	GS	Min	Avg	FG	FGA	Pct	3FG	FGA	Pct	FT	FTA	Pct	Off	Def	Tot	Avg	PF	FO	A	TO	Blk	Stl	Pts	Avg		
24	Palmer Jr., James	18	18	584	32.4	108	237	.456	25	85	.294	98	131	.748	17	62	79	4.4	31	0	61	43	7	14	339	18.8		
14	Copeland, Isaac	18	18	572	31.8	88	174	.506	27	63	.429	40	55	.727	26	78	104	5.8	32	0	20	19	18	16	243	13.5		
05	Watson Jr., Glynn	18	17	571	31.7	57	185	.308	19	65	.292	49	57	.860	13	55	68	3.8	37	0	57	28	4	20	182	10.1		
15	Roby, Isaiah	18	11	484	26.9	59	97	.608	11	21	.524	39	58	.672	35	89	124	6.9	64	3	32	24	33	15	168	9.3		
13	Gill, Anton	18	12	430	23.9	36	101	.356	24	77	.312	15	19	.789	4	26	30	1.7	24	0	13	13	1	8	111	6.2		
32	Tshimanga, Jordy	16	5	198	12.4	31	62	.500	0	0	.000	14	19	.737	28	39	67	4.2	40	3	4	21	7	3	76	4.8		
11	Taylor, Evan	18	7	433	24.1	29	74	.392	3	11	.273	23	34	.676	13	55	68	3.8	40	0	30	20	7	18	84	4.7		
12	Allen, Thomas	18	0	154	8.6	14	38	.368	8	25	.320	3	4	.750	1	12	13	0.7	3	0	5	12	0	3	39	2.2		
10	McVeigh, Jack	3	0	27	9.0	2	5	.400	2	4	.500	0	0	.000	0	3	3	1.0	3	0	0	0	2	1	6	2.0		
00	Okeke, Duby	14	2	88	6.3	5	11	.455	0	0	.000	2	5	.400	11	12	23	1.6	20	0	0	9	14	2	12	0.9		
03	Laws, Malcolm	3	0	3	1.0	1	2	.500	0	1	.000	0	0	.000	0	0	0	0.0	0	0	0	0	0	0	2	0.7		
25	Akenten, Nana	2	0	7	3.5	0	1	.000	0	1	.000	1	2	.500	0	0	0	0.0	0	0	0	0	0	0	1	0.5		
20	Borchardt, Tanner	10	0	67	6.7	2	6	.333	0	0	.000	0	3	.000	5	8	13	1.3	12	0	2	1	2	1	4	0.4		
34	Thorbjarnarson, Thor	3	0	5	1.7	0	1	.000	0	0	.000	0	0	.000	1	2	3	1.0	1	0	1	0	0	0	0	0.0		
04	Trueblood, Johnny	2	0	2	1.0	0	1	.000	0	0	.000	0	1	.000	0	0	0	0.0	0	0	0	0	0	0	0	0.0		
TM	TEAM																											
Total		18				432	995	.434	119	353	.337	284	388	.732	173	462	635	35.3	307	6	225	197	95	101	1267	70.4		
Opponents		18				448	1089	.411	95	320	.297	206	310	.665	232	436	668	37.1	337	-	225	205	64	89	1197	66.5		

FINAL BIG TEN STANDINGS

Team	Conference		Overall		Postseason
	W-L	Pct.	W-L	Pct.	
I-Michigan State	16-2	.889	30-5	.857	NCAA Second Round
Purdue	15-3	.833	30-7	.811	NCAA Sweet 16
Ohio State	15-3	.833	25-9	.735	NCAA Second Round
Nebraska	13-5	.722	22-11	.667	NIT First Round
@-Michigan	13-5	.722	33-8	.805	NCAA Runner-Up
Penn State	9-9	.500	25-13	.658	NIT Champion
Indiana	9-9	.500	16-15	.516	
Maryland	8-11	.421	19-13	.594	
Wisconsin	8-11	.421	15-18	.455	
Northwestern	6-12	.333	15-17	.469	
Minnesota	4-14	.222	15-17	.469	
Illinois	4-14	.222	14-18	.438	
Iowa	4-14	.222	14-19	.424	
Rutgers	3-15	.167	15-19	.441	

I-Regular-season champion; @-Tournament champion

2017-18 NEBRASKA RECORD BY LINEUP

No.	Starting Lineup	Record
1.	Copeland, Palmer, Taylor, Tshimanga, Watson	12-6
2.	Copeland, Okeke, Palmer, Taylor, Watson	0-1
3.	Copeland, Gill, Palmer, Roby, Watson	9-4
4.	Copeland, Gill, Okeke, Palmer, Taylor	1-0



ALL-BIG TEN TEAM (COACHES)

First Team

Keita Bates-Diop, Ohio State
Miles Bridges, Michigan State
Tony Carr, Penn State
Carsen Edwards, Purdue
James Palmer Jr., Nebraska

Second Team

Juwan Morgan, Indiana
Moritz Wagner, Michigan
Jae'Sean Tate, Ohio State
Vincent Edwards, Purdue
Ethan Happ, Wisconsin

Third Team

Anthony Cowan Jr., Maryland
Jaren Jackson Jr., Michigan State
Cassius Winston, Michigan State
Jordan Murphy, Minnesota
Isaac Haas, Purdue

Honorable Mention

Leron Black, Illinois; Robert Johnson, Indiana; Tyler Cook, Iowa; Kevin Huerter, Maryland; Muhammad-Ali Abdur-Rahkman, Michigan; Nick Ward, Michigan State; Nate Mason, Minnesota; **Isaac Copeland Jr., Nebraska**; Lamar Stevens, Penn State; Mike Watkins, Penn State; Dakota Mathias, Purdue

CONFERENCE HONORS

Coach of the Year: Chris Holtmann, Ohio State
Player of the Year: Keita Bates-Diop, Ohio State
Defensive Player of the Year: Jaren Jackson Jr., Mich. St.
Freshman of the Year: Jaren Jackson Jr., Mich. St.
Sixth Man of the Year: Duncan Robinson, Michigan

ALL-BIG TEN TEAM (MEDIA)

First Team

Miles Bridges, Michigan State
Keita Bates-Diop, Ohio State
Tony Carr, Penn State
Carsen Edwards, Purdue
Ethan Happ, Wisconsin

Second Team

Juwan Morgan, Indiana
Jordan Murphy, Minnesota
James Palmer Jr., Nebraska
Vincent Edwards, Purdue
Moritz Wagner, Michigan

Third Team

Anthony Cowan Jr., Maryland
Jaren Jackson Jr., Michigan State
Nick Ward, Michigan State
Cassius Winston, Michigan State
Isaac Haas, Purdue

Honorable Mention:

Leron Black, Illinois; Trent Frazier, Illinois; Jordan Bohannon, Iowa; Tyler Cook, Iowa; Kevin Huerter, Maryland; Muhammad-Ali Abdur-Rahkman, Michigan; Nate Mason, Minnesota; **Isaac Copeland Jr., Nebraska**; Bryant McIntosh, Northwestern; Dererk Pardon, Northwestern; Jae'Sean Tate, Ohio State; Lamar Stevens, Penn State; Mike Watkins, Penn State; Dakota Mathias, Purdue

CONFERENCE HONORS

Coach of the Year: Chris Holtmann, Ohio State
Player of the Year: Keita Bates-Diop, Ohio State
Defensive Player of the Year: Jaren Jackson Jr., Mich. St.

GAME-BY-GAME REVIEW

-----Nebraska Individual Leaders-----								
Date	Opponent	Result	Record (BIG)	Attendance	Points	Rebounds	Assists	Steals
11/11	Eastern Illinois	W, 72-68	1-0 (0-0)	15,524	Watson, 21	Roby, 13	Watson, 3	Taylor, 2
11/13	North Texas	W, 86-67	2-0 (0-0)	15,059	Palmer, 18	Copeland, 8	Copeland, Watson, Taylor, Roby, 2	Watson, Palmer, 2
11/16	at St. John's	L, 56-79	2-1 (0-0)	4,652	Palmer, 13	Copeland, 7	Palmer, 3	Copeland, 2
11/19	North Dakota	W, 92-70	3-1 (0-0)	15,418	Copeland, 30	Copeland, 8	Taylor, 5	Taylor, Palmer 2
11/23	vs. UCF @	L, 59-68	3-2 (0-0)	3,348	Palmer, 22	Tshimanga, 10	Watson, 7	Watson, 4
11/24	vs. Marist @	W, 84-59	4-2 (0-0)	2,834	Copeland, Gill, 17	Tshimanga, 6	Watson, Taylor 5	Five players, 1
11/26	vs. Long Beach State @	W, 85-80	5-2 (0-0)	1,712	Watson, 26	Copeland, 7	Taylor, 6	Watson, 6
11/29	Boston College	W, 71-62	6-2 (0-0)	15,338	Copeland, Palmer, 15	Copeland, 8	Watson, 6	Palmer, 5
12/3	at No. 3 Michigan State*	L, 57-86	6-3 (0-1)	14,797	Palmer, 15	Roby, 6	Palmer, 6	None
12/5	No. 14 Minnesota*	W, 78-68	7-3 (1-1)	15,598	Watson, 29	Watson, 9	Palmer 4	Watson, 3
12/9	at Creighton	L, 65-75	7-4 (1-1)	17,901	Copeland, 20	Copeland, 20	Watson, Taylor, 5	Copeland, Watson, McVeigh, 2
12/16	No. 13 Kansas	L, 72-73	7-5 (1-1)	15,596	Palmer, 14	Copeland, 9	Taylor, 4	Palmer, 2
12/20	UTSA	W, 104-94	8-5 (1-1)	14,382	Palmer 25	Copeland, 8	Taylor, Copeland, 4	Five players, 1
12/22	Delaware State	W, 85-68	9-5 (1-1)	14,768	Palmer, 18	Roby, 9	Gill, 6	Watson, 3
12/29	Stetson	W, 71-62	10-5 (1-1)	15,040	Palmer, Copeland, 13	Borchardt, Tshimanga 10	Taylor, Palmer 4	Taylor, Copeland, Palmer, Allen 1
1/2	at Northwestern*	W, 70-55	11-5 (2-1)	5,443	Watson, 19	Copeland, 8	Watson, 6	Watson, Gill, 2
1/5	at No. 13 Purdue *	L, 62-74	11-6 (2-2)	14,804	Palmer, 22	Palmer, 7	Palmer, 3	Roby, 3
1/9	Wisconsin *	W, 63-59	12-6 (3-2)	15,643	Palmer, 18	Roby, 8	Watson, 3	Copeland, Okeke, 1
1/12	at Penn State *	L, 72-76 (ot)	12-7 (3-3)	6,821	Watson, Copeland, 21	Copeland, 8	Palmer, Roby 3	Copeland, Taylor, 2
1/15	Illinois	W, 64-63	13-7 (4-3)	15,630	Palmer, 24	Roby, 10	Watson, 3	Roby, 4
1/19	No. 23 Michigan*	W, 72-52	14-7 (5-3)	15,794	Palmer, 19	Taylor, 7	Roby, 3	Taylor, Watson, 3
1/22	at No. 13 Ohio State*	L, 59-64	14-8 (5-4)	10,918	Palmer, 34	Roby, 8	Watson, Palmer, 2	Copeland, Watson, Taylor, 1
1/24	at Rutgers*	W, 60-54	15-8 (6-4)	4,075	Copeland, 23	Roby, 8	Palmer, 4	Roby, 3
1/27	Iowa*	W, 98-84	16-8 (7-4)	15,952	Palmer, 27	Copeland, 11	Palmer, 5	Roby, 2
1/29	at Wisconsin *	W, 74-63	17-8 (8-4)	17,287	Palmer, 28	Palmer, 8	Watson, 5	Copeland, Palmer 2
2/6	at Minnesota *	W, 91-85	18-8 (9-4)	11,193	Roby, Palmer 19	Roby, 8	Palmer, 9	Copeland, Palmer, 1
2/10	Rutgers *	W, 67-55	19-8 (10-4)	15,867	Palmer, 15	Roby, 11	Palmer, Taylor 4	Watson, Copeland 2
2/13	Maryland *	W, 70-66	20-8 (11-4)	15,908	Palmer, 26	Roby, 10	Palmer, 5	Copeland, Gill, Taylor, Allen, 1
2/18	Illinois *	L, 66-72	20-9 (11-5)	15,544	Copeland, 17	Roby, 10	Palmer, Watson, 4	Copeland, Palmer, Taylor, 1
2/20	Indiana*	W, 66-57	21-9 (12-5)	15,859	Palmer, 15	Roby, Tshimanga, 9	Watson, 5	Watson, Gill, Palmer, 2
2/25	Penn State *	W, 76-64	22-9 (13-5)	15,991	Copeland, 17	Copeland, 12	Copeland, 4	Taylor, Palmer, 2
3/2	vs. No. 15 Michigan \$	L, 58-77	22-10 (13-5)	14,620	Roby, Palmer, 16	Roby, 7	Watson, Palmer, 3	Palmer, Watson, Taylor, 1
3/14	at Mississippi State #	L, 59-66	22-11 (13-5)	3,485	Palmer, 13	Roby, 8	Palmer, 5	Watson, 3

*-- Big Ten game; @-AdvoCare Invitational; \$-Big Ten Tournament (New York City) - NIT (Starkville, Miss.)

MISCELLANEOUS REVIEW

Nebraska Record When:.....	All	Home	Away
Ahead at Halftime	17-1	13-0	4-1
Behind at Halftime	4-10	2-1	2-9
Tied at Halftime	1-0	1-0	0-0
Bench Outscores Opponent's.....	15-6	11-1	4-5
Opponent Bench Outscores NU	7-5	5-0	2-5
Bench scoring is even	0-0	0-0	0-0
Shooting 50% or Better	7-0	5-0	2-0
Shooting Under 50%.....	15-11	11-1	4-10
Opp. Shoots 50% or Better.....	2-2	1-0	1-2
Opp. Shoots Under 50%	20-9	15-1	5-8
Outshooting Opponent (pct.).....	17-1	13-1	4-0
Outshot by Opponent (pct.).....	5-10	3-0	2-10
Shooting is even	0-0	0-0	0-0
Outrebounding Opponent.....	14-0	11-0	3-0
Outrebounded by Opponent.....	7-10	4-0	3-10
Rebounds are Even.....	1-1	1-1	0-0
Committing More TOs than Opp	8-6	7-1	1-5
Committing Fewer TOs than Opp	13-5	8-0	5-5
Turnovers are Even	1-0	1-0	0-0
Leading with 5:00 left.....	21-1	16-0	5-1
Trailing with 5:00 left	0-10	0-1	0-9
Tied with 5:00 left	1-0	0-0	1-0
In Overtime	0-1	0-0	0-1
Scoring 80 or more points	8-0	5-0	3-0
Scoring 61 to 79 points.....	14-5	11-1	3-4
Scoring 60 or fewer points	0-6	0-0	0-6
Allowing 80 or more points	4-1	2-0	2-1
Allowing 61 to 79 points.....	11-10	10-1	1-9
Allowing 60 or fewer points	7-0	4-0	3-0

HOME/AWAY/NEUTRAL STATISTICS

Field-Goal Percentage by Site:		
NU	H (PBA) - 444-956= 46.4	A - 376-950 = 39.6
OPP	A - 413-955= 43.2	H (PBA) -443-1070 = 41.4

Free-Throw Percentage by Site:		
NU	H (PBA) - 306-442 = 69.2	A --208-274= 75.9
OPP	A --210-311= 67.5	H (PBA) --151-226 = 66.8

NU Average at home: 76.9 ppg (1,307)
Opp. Average at home: 66.6 ppg (1,132)
NU Average on Road/Neutral: 67.4 ppg (1,079)
Opp. Average on Road/Neutral: 70.8 ppg (1,113)

ATTENDANCE

Location	G	W-L	Total	Avg.	High
Home	17	16-1	263,367	15,492	15,991
Big Ten	9	9-0	142,242	15,805	15,991
Away	12	4-8	126,920	12,026	17,901
Big Ten	9	4-5	100,882	11,209	17,287
Neutral	4	2-2	22,154	5,538	14,260
Totals	33	22-11	412,441	12,498	17,901

N 2018-19 NEBRASKA BASKETBALL

GAME-BY-GAME TOTALS

Team	FG-FGA	Pct.	3FG-3FGA	Pct.	FT-FTA	Pct.	O-D	Reb.	PF	A	TO	B	S	Pts.	W/L
Eastern Illinois	25-63	.397	6-16	.375	12-18	.667	15-28	43	28	11	16	4	10	68	
at Nebraska	22-57	.386	5-16	.313	23-39	.590	16-27	43	16	11	12	9	6	72	W
North Texas	25-63	.397	6-16	.375	11-18	.611	16-23	39	34	7	17	2	3	67	
at Nebraska	24-60	.400	5-17	.294	33-45	.733	20-27	47	22	12	12	9	7	86	W
at St. John's	30-69	.435	5-17	.294	14-20	.600	16-34	50	22	10	9	10	8	79	
Nebraska	16-57	.281	6-26	.231	18-24	.750	11-28	39	20	9	16	5	4	56	L
North Dakota	26-59	.441	5-18	.278	13-19	.684	7-23	30	20	9	18	1	2	70	
at Nebraska	36-68	.529	8-20	.400	12-18	.667	12-29	41	22	20	13	5	8	92	W
vs. UCF	25-49	.510	4-9	.444	14-25	.560	9-28	37	16	12	17	4	6	68	
Nebraska	21-61	.344	6-21	.286	11-13	.846	13-21	34	25	13	13	5	8	59	L
vs. Marist	20-52	.385	8-21	.381	11-15	.733	12-17	29	10	10	15	2	5	59	
Nebraska	34-60	.567	11-24	.458	5-8	.625	10-22	32	15	23	8	6	7	84	W
vs. Long Beach State	34-67	.507	4-11	.364	8-14	.571	21-24	45	18	19	21	6	6	80	
Nebraska	32-67	.478	7-16	.438	14-18	.778	14-16	30	18	21	13	7	15	85	W
Boston College	26-61	.426	4-22	.182	6-8	.760	14-26	40	19	13	15	4	2	62	
at Nebraska	27-55	.491	9-19	.474	8-15	.533	8-23	31	14	16	9	3	9	71	W
at No. 3 Michigan State	27-57	.474	5-19	.263	27-36	.750	12-36	48	16	16	6	11	1	86	
Nebraska	17-62	.274	10-22	.455	13-20	.650	10-24	34	25	10	5	1	0	57	L
No. 14 Minnesota	22-68	.324	6-16	.375	18-24	.750	15-23	38	23	9	13	4	6	68	
at Nebraska	25-53	.472	6-21	.286	22-28	.786	9-33	42	19	11	17	9	5	78	W
at Creighton	29-58	.500	5-21	.238	12-17	.706	10-33	43	11	15	14	3	4	75	
Nebraska	27-71	.380	9-26	.346	2-3	.667	11-22	33	20	16	9	3	7	65	L
No. 13 Kansas	29-65	.446	7-22	.318	8-8	1.000	11-22	33	13	19	12	3	8	73	
at Nebraska	29-59	.492	8-22	.364	6-8	.750	8-25	33	15	14	14	7	3	72	L
UTSA	35-78	.449	15-31	.484	9-10	.900	13-21	34	31	14	6	2	4	94	
at Nebraska	28-55	.509	11-24	.458	37-50	.740	13-31	44	12	14	7	2	5	104	W
Delaware State	28-62	.452	6-15	.400	6-10	.600	13-19	32	14	8	16	1	6	68	
at Nebraska	31-60	.588	13-27	.481	10-17	.588	11-22	33	11	24	13	6	7	85	W
Stetson	25-72	.347	5-17	.294	7-12	.583	12-34	46	25	11	11	1	9	62	
at Nebraska	22-63	.349	5-21	.238	22-34	.647	14-38	52	13	13	11	9	4	71	W
at Northwestern	19-65	.292	6-21	.286	11-16	.688	22-20	42	17	14	11	6	3	55	
Nebraska	24-55	.436	7-16	.438	15-17	.882	10-26	36	17	14	10	14	7	70	W
at No. 13 Purdue	27-61	.443	6-21	.286	14-18	.778	12-27	39	15	17	16	6	7	74	
Nebraska	22-54	.407	6-17	.353	12-16	.750	7-23	30	19	12	16	1	10	62	L
Wisconsin	25-59	.424	5-19	.263	4-10	.400	9-23	32	21	11	10	4	5	59	
at Nebraska	20-47	.426	2-14	.143	21-28	.750	6-28	34	17	8	13	6	2	63	W
at Penn State	26-66	.394	7-20	.350	17-24	.708	14-34	48	18	15	14	4	3	76	
Nebraska	25-68	.368	9-26	.346	15-24	.725	11-25	36	17	12	7	6	7	74	L (ot)
Illinois	23-59	.390	3-18	.167	14-20	.600	18-28	46	18	10	16	0	5	63	
at Nebraska	21-51	.412	5-23	.217	17-23	.739	6-23	29	20	11	10	5	9	64	W
No. 23 Michigan	21-56	.375	4-18	.222	6-10	.600	14-18	32	19	6	12	2	4	52	
at Nebraska	26-47	.553	5-11	.455	15-23	.652	7-22	29	14	12	9	4	9	72	W
at No. 13 Ohio State	23-52	.442	2-14	.143	16-23	.696	9-27	36	15	14	6	2	4	64	
Nebraska	21-54	.389	8-29	.276	9-11	.818	8-23	31	20	6	10	3	3	59	L
at Rutgers	22-65	.338	2-12	.167	8-13	.615	20-22	42	20	5	14	1	6	54	
Nebraska	21-53	.396	5-18	.278	13-16	.813	12-26	38	15	10	16	6	8	60	W
Iowa	33-66	.500	9-21	.429	9-14	.643	11-17	28	22	20	9	4	6	84	
at Nebraska	30-52	.577	11-19	.579	27-36	.750	11-26	37	14	18	11	4	5	98	W
at Wisconsin	20-47	.426	7-20	.350	16-31	.516	5-27	32	24	12	13	4	1	63	
Nebraska	23-56	.411	4-19	.211	24-28	.857	5-29	34	26	10	6	4	6	74	W
at Minnesota	33-67	.493	10-19	.526	9-15	.600	10-22	32	17	23	6	4	5	85	
Nebraska	31-61	.508	11-23	.478	18-22	.818	11-27	38	17	19	8	5	2	91	W
Rutgers	24-69	.348	2-15	.143	5-8	.625	21-22	43	15	6	10	1	9	55	
at Nebraska	25-55	.455	3-15	.200	14-19	.737	12-27	39	10	14	11	8	6	67	W
Maryland	28-58	.483	5-16	.313	5-9	.556	8-23	31	18	15	9	3	4	66	
at Nebraska	25-55	.455	7-19	.368	13-19	.684	13-19	35	15	14	10	6	4	70	W
at Illinois	27-62	.435	9-21	.429	9-11	.818	11-27	38	19	16	8	2	3	72	
Nebraska	23-53	.434	10-26	.385	10-18	.556	5-24	29	15	13	9	6	3	70	L
Indiana	24-53	.453	3-14	.214	6-9	.667	11-22	33	20	10	19	3	6	57	
at Nebraska	25-62	.403	6-22	.273	10-17	.588	19-20	39	13	15	14	4	9	66	W
Penn State	24-59	.407	4-17	.235	12-19	.632	10-18	28	19	6	13	3	11	64	
at Nebraska	28-57	.491	4-13	.308	16-23	.696	14-31	45	14	16	15	3	6	76	W
vs. No. 15 Michigan	27-61	.443	11-23	.478	12-15	.800	13-28	41	20	12	9	6	4	77	
Nebraska	16-53	.302	4-16	.250	22-27	.815	11-23	34	18	5	10	8	3	58	L
at Mississippi State	24-57	.421	6-18	.333	12-18	.667	16-31	47	11	16	13	7	2	66	
Nebraska	23-65	.354	6-22	.273	7-9	.778	11-19	30	18	10	5	4	6	59	L

2017-18 INDIVIDUAL SUPERLATIVES

Nebraska Individual Game Highs

Points	34	Palmer Jr., James at Ohio State (1/22/18)
Field Goals Made	12	Copeland, Isaac vs North Dakota (11/19/17)
Field Goal Att.	20	Watson Jr., Glynn at Penn State (1/12/18)
	20	Copeland, Isaac vs Stetson (12/29/17)
FG Pct (min 5 made)	.857 (12-14)	Copeland, Isaac vs North Dakota (11/19/17)
	.857 (6-7)	Roby, Isaiah vs Michigan (1/18/18)
3-Point FG Made	5	Palmer Jr., James at Ohio State (1/22/18)
	5	Gill, Anton vs Marist (11/24/17)
3-Point FG Att.	11	Palmer Jr., James at Ohio State (1/22/18)
3-Pt FG Pct (min 3 made)	1.000 (3-3)	Roby, Isaiah at Illinois (2/18/18)
	1.000 (3-3)	Taylor, Evan vs Boston College (11/29/17)
Free Throws Made	13	Palmer Jr., James vs UTSA (12/20/17)
Free Throw Att.	17	Palmer Jr., James vs UTSA (12/20/17)
FT Pct (min 3 made)	1.000 (5-5)	Gill, Anton vs UTSA (12/20/17)
Rebounds	13	Roby, Isaiah vs Eastern Illinois (11/11/17)
Assists	9	Palmer Jr., James at Minnesota (2/06/18)
Steals	6	Watson Jr., Glynn vs Long Beach State (11/26/17)
Blocked Shots	6	Roby, Isaiah vs Eastern Illinois (11/11/17)
Turnovers	6	Palmer Jr., James vs Penn State (2/25/18)
Minutes	39	Palmer Jr., James at Ohio State (1/22/18)

Opponent Individual Game Highs

Points	34	Mason, Nate at Minnesota (2/6/18)
Field Goals Made	13	Azubuikwe, Udoka vs Kansas (12/16/17)
Field Goal Att.	23	Carr, Tony vs Penn State (2/25/18)
FG Pct (min 5 made)	.875 (7-8)	Watkins, Mike at Penn State (1/12/18)
3-Point FG Made	7	Mason, Nate at Minnesota (2/06/18)
3-Point FG Att.	11	Bohannon, Jordan vs Iowa (1/27/18)
3-Pt FG Pct (min 2 made)	1.000 (5-5)	Abdur-Rahkman, M-A vs Michigan (3/2/18)
Free Throws Made	10	Ward, Nick at Michigan State (12/3/17)
Free Throw Att.	19	Happ, Ethan at Wisconsin (1/29/18)
FT Pct (min 3 made)	1.000 (8-8)	Jackson Jr., Jaren at Michigan State (12/3/17)
Rebounds	16	Levin, Gabe vs Long Beach State (11/26/17)
Assists	14	Lamar Peters at Mississippi State (3/14/18)
Steals	7	Reaves, Josh vs Penn State (2/25/18)
Blocked Shots	6	Owens, Tariq at St. John's (11/16/17)

MISCELLANEOUS STREAKS

Biggest margin of victory	25, Marist (11/24/17)
Biggest margin of defeat	29, at Michigan State (12/3/17)
Largest deficit overcome in win	11, at Wisconsin (1/29/18)
Largest halftime deficit overcome in win	5, at Northwestern (1/2/18)
Largest lead surrendered in loss	8, at Creighton (12/9/17)
Largest halftime lead surrendered in loss	5, at Creighton (12/9/17)
Largest lead at any time	30, Marist (11/24/17)
Largest deficit at any time	29, at Michigan State (12/3/17)
Largest runs without opponent scoring	18, North Texas (18:27-10:25, 1st)
Largest opponent run without NU scoring	19, UCF (13:04-6:29, 1st)



2017-18 NEBRASKA WIN/LOSS MARGIN

Category	1	2	3	4	5	6	7	8	9	10	11	12	13	14	15	16	17	18	19	20	+20
Husker Wins	1	0	0	3	1	2	0	0	3	2	1	2	0	1	1	0	1	0	1	1	2
Husker Losses	1	0	0	1	1	0	1	0	1	1	0	1	0	0	0	0	0	0	1	0	2

2017-18 TEAM SUPERLATIVES

Nebraska Team Game Highs

Points	104	UTSA (12/20/17)
Field Goals Made	36	North Dakota (11/19/17)
Field Goals Attempts	71	at Creighton (12/9/17)
Field Goal Percentage	.577 (30-52)	Iowa (1/27/18)
3-Point Field Goals Made	13	Delaware State (12/22/17)
3-Point Field Goal Attempts	29	at Ohio State (1/22/18)
3-Point Field Goal Percentage	.579 (11-19)	Iowa (1/27/18)
Free Throw Made	37	UTSA (12/20/17)
Free Throw Attempt	50	UTSA (12/20/17)
Free Throw Percentage	.882 (15-17)	at Northwestern (1/2/18)
Rebounds	52	Stetson (12/29/17)
Assists	24	Delaware State (12/22/17)
Steals	15	vs. Long Beach State (11/26/17)
Blocked Shots	14	at Northwestern (1/2/18)
Turnovers	17	Minnesota (12/5/17)
Fouls	26	at Wisconsin (1/29/18)

Nebraska Team Game Lows

Points	56	at St. John's (11/16/17)
Field Goals Made	16	at St. John's (11/16/17)
Field Goal Attempts	51	Wisconsin (1/9/18); Michigan (1/18/18)
Field Goal Percentage	.274 (17-62)	at Michigan State (12/3/17)
3-Point Field Goals Made	2	Wisconsin (1/9/18)
3-Point Field Goal Attempts	11	Michigan (1/18/18)
3-Point Field Goal Percentage	.143 (2-14)	Wisconsin (1/9/18)
Free Throw Made	2	at Creighton (12/09/17)
Free Throw Attempts	3	at Creighton (12/09/17)
Free Throw Percentage	.533 (8-15)	Boston College (11/29/17)
Rebounds	26	Three times
Assists	5	vs. Michigan (3/2/18)
Steals	0	at Michigan State (12/3/17)
Blocked Shots	0	at Michigan State (12/3/17); at Purdue (1/6/18)
Turnovers	6	at Michigan State (12/3/17); at Mississippi State (3/14/18)
Fouls	10	Rutgers (2/10/18)

Opponent Team Game Highs

Points	94	UTSA (12/20/17)
Field Goals Made	35	UTSA (12/20/17)
Field Goal Attempts	78	UTSA (12/20/17)
Field Goal Percentage	.510 (25-49)	vs. UCF (11/23/17)
3-Point Field Goals Made	15	UTSA (12/20/17)
3-Point Field Goal Attempts	31	UTSA (12/20/17)
3-Point Field Goal Percentage	.526 (10-19)	at Minnesota (2/6/18)
Free Throw Made	27	at Michigan State (12/3/17)
Free Throw Attempts	36	at Michigan State (12/3/17)
Free Throw Percentage	1.000 (8-8)	Kansas (12/16/17)
Rebounds	50	at St. John's (11/16/17)
Assists	23	at Minnesota (2/6/18)
Steals	11	Penn State (2/25/18)
Blocked Shots	11	at Michigan State (12/3/17)
Turnovers	21	vs Long Beach State (11/26/17)
Fouls	34	North Texas (11/13/17)

Opponent Team Game Lows

Points	52	Michigan (1/18/18)
Field Goals Made	19	at Northwestern (1/2/18)
Field Goal Attempts	47	at Wisconsin (1/29/18)
Field Goal Percentage	.292 (19-65)	at Northwestern (1/2/18)
3-Point Field Goals Made	2	Three times
3-Point Field Goal Attempts	9	vs. UCF (11/23/17)
3-Point Field Goal Percentage	.143 (2-14)	at Ohio State (01/22/18); Rutgers (2/10/18)
Free Throw Made	4	Wisconsin (1/9/18)
Free Throw Attempts	8	Three times
Free Throw Percentage	.400 (4-10)	Wisconsin (1/9/18)
Rebounds	21	Iowa (1/27/18); Penn State (2/25/18)
Assists	5	at Rutgers (1/24/18)
Steals	1	at Michigan State (12/3/17); at Wisconsin (1/29/18)
Blocked Shots	0	Illinois (1/15/18)
Turnovers	6	Four Times
Fouls	10	vs Marist (11/24/17)

2017-18 REVIEW

2018-19 NEBRASKA BASKETBALL SEASON BOXSCORES

GAME 1 NEBRASKA 72, EASTERN ILLINOIS 68

11/11/17 7:31 p.m. at Pinnacle Bank Arena (Lincoln, Neb.)

Eastern Illinois 68 • 0-1

#	Player	Total			3-Ptr			Rebounds			PF	TP	A	TO	Blk	Stl	Min
		FG	FGA	FT	FTA	FG	FGA	FT	FTA	Off							
24	Starks, Jajuan	6	12	0	1	0	3	3	6	3	12	1	2	0	2	25	
25	Dama, Muusa	2	6	0	2	2	2	5	7	5	6	0	3	0	0	11	
01	Jackson, D'Angelo	2	9	0	0	5	9	1	4	4	9	4	4	0	2	28	
02	Lewis, Terrell	5	9	3	0	0	3	3	4	13	2	3	0	1	37		
04	Goodwin, Montell	4	9	1	2	0	6	6	3	10	2	2	0	0	34		
03	Smith, Mack	0	2	0	1	2	0	0	4	3	1	0	0	0	14		
05	Crossland, Ray	3	8	2	5	0	1	2	4	8	1	1	0	1	24		
10	Chavers, Michael	0	3	0	0	0	2	2	4	0	0	0	0	0	4		
12	Green, Justice	0	1	0	1	0	0	0	1	0	0	0	0	1	3		
13	Wilson, Shawn	0	0	0	0	0	0	0	0	0	0	0	0	0	0		
40	Jones, Lucas	1	2	0	0	1	2	1	1	0	3	0	0	1	7		
55	Diallo, Abouacar	2	2	0	0	2	2	4	1	4	1	0	3	0	10		
Team		3		1		4		1		1							
Totals		25	63	6	16	12	18	15	28	43	28	68	11	16	4	200	

FG % 1st Half: 11-28 39.3% 2nd half: 14-35 40.0% Game: 25-63 39.7%
 3FG % 1st Half: 3-7 42.9% 2nd half: 3-9 33.3% Game: 6-16 37.5%
 FT % 1st Half: 8-11 72.7% 2nd half: 4-7 57.1% Game: 12-18 66.7%

Nebraska 72 • 1-0

#	Player	Total			3-Ptr			Rebounds			PF	TP	A	TO	Blk	Stl	Min
		FG	FGA	FT	FTA	FG	FGA	FT	FTA	Off							
14	Copeland, Isaac	4	6	0	2	0	1	4	5	2	8	1	1	1	1	26	
32	Tshimanga, Jordy	0	3	0	0	2	4	6	5	11	3	2	2	0	0	20	
05	Watson Jr., Glynn	6	14	1	4	8	10	1	1	2	21	3	2	1	1	34	
11	Taylor, Evan	3	7	0	0	6	11	2	4	3	12	1	2	1	2	26	
24	Palmer Jr., James	4	14	1	5	3	7	2	3	0	12	2	2	0	1	36	
00	Okeke, Duby	0	1	0	0	0	0	0	0	0	0	0	0	0	0	3	
10	McVeigh, Jack	0	1	0	1	0	1	2	2	0	2	0	2	0	12		
12	Allen, Thomas	2	6	2	3	0	0	1	1	0	6	2	1	0	0	16	
15	Roby, Isaiah	3	5	1	1	4	7	4	9	13	3	11	0	2	6	26	
20	Borchardt, Tanner	0	0	0	0	0	0	1	0	0	0	0	0	0	1		
Team		22		5		16		27		43		16		72			
Totals		22	57	5	16	23	39	16	27	43	16	72	11	12	9	200	

FG % 1st Half: 13-31 41.9% 2nd half: 9-26 34.6% Game: 22-57 38.6%
 3FG % 1st Half: 3-10 30.0% 2nd half: 2-6 33.3% Game: 5-16 31.3%
 FT % 1st Half: 5-9 55.6% 2nd half: 18-30 60.0% Game: 23-39 59.0%

Officials: Kelly Pfeiffer, Lewis Garrison, Rob Kueneman
 Technical fouls: Eastern Illinois-None, Nebraska-None.
 Attendance: 15324
 Actual Attendance: 11,104

Score by periods	1st	2nd	Total
Eastern Illinois	33	35	68
Nebraska	34	38	72

Last FG - EU 2nd-00:04, NEB 2nd-01:33.
 Largest lead - EU by 6 2nd-09:14, NEB by 7 2nd-00:46.
 EU led for 17:29, NEB led for 13:12. Game was tied for 09:19.

Score tied - 16 times.
 Lead changed - 11 times.

GAME 2 NEBRASKA 86, NORTH TEXAS 67

11/13/17 7:01 p.m. at Pinnacle Bank Arena (Lincoln, Neb.)

North Texas 67 • 1-1

#	Player	Total			3-Ptr			Rebounds			PF	TP	A	TO	Blk	Stl	Min
		FG	FGA	FT	FTA	FG	FGA	FT	FTA	Off							
00	Temara, Shane	7	10	2	4	0	0	5	6	11	4	16	0	0	1	27	
00	Woolridge, Ryan	5	11	0	1	4	6	2	4	6	5	14	0	5	0	27	
01	Lawson, A.J.	1	4	0	0	0	1	1	5	2	0	1	0	0	11		
03	Smart, Roosevelt	2	14	1	4	0	0	1	3	4	1	5	1	2	0	28	
04	Gibson, Umoja	1	4	0	1	0	0	2	0	2	0	2	1	0	1	15	
02	Duffy, Jordan	1	4	0	1	2	0	2	2	4	3	1	1	0	0	17	
05	Holston, Allante	3	8	0	1	4	7	2	4	6	1	10	1	1	0	20	
14	Jackson, Bryce	0	1	0	1	0	2	1	3	1	0	1	0	0	0	5	
20	Arkawe, Tope	0	1	0	0	1	2	0	1	4	1	0	1	0	0	11	
22	Fuller, Khalil	0	0	0	0	0	0	0	0	0	2	0	0	0	0	3	
24	Simmons, Zachary	2	3	0	0	0	0	0	0	0	5	4	0	0	1	12	
55	Draper, DJ	3	3	3	3	1	1	0	0	2	10	2	3	0	0	24	
Team		2		1		3		1		1							
Totals		25	63	6	16	11	18	16	23	39	34	67	7	17	2	200	

FG % 1st Half: 11-35 31.4% 2nd half: 14-28 50.0% Game: 25-63 39.7%
 3FG % 1st Half: 4-12 33.3% 2nd half: 2-4 50.0% Game: 6-16 37.5%
 FT % 1st Half: 4-6 66.7% 2nd half: 7-12 58.3% Game: 11-18 61.1%

Nebraska 86 • 2-0

#	Player	Total			3-Ptr			Rebounds			PF	TP	A	TO	Blk	Stl	Min
		FG	FGA	FT	FTA	FG	FGA	FT	FTA	Off							
14	Copeland, Isaac	1	7	0	2	6	8	2	6	8	1	8	2	0	4	22	
32	Tshimanga, Jordy	1	2	0	0	0	4	1	5	3	2	1	2	0	0	10	
05	Watson Jr., Glynn	5	10	1	4	6	0	4	4	3	15	2	1	0	2	29	
11	Taylor, Evan	1	3	0	0	10	12	0	2	2	3	12	2	1	1	26	
24	Palmer Jr., James	6	13	2	4	4	6	3	2	5	3	18	2	5	0	28	
00	Okeke, Duby	1	2	0	0	0	0	1	2	3	2	0	2	3	0	16	
03	Laws, Malcolm	0	1	0	0	0	0	0	0	0	0	0	0	0	0	3	
04	Trueblood, Johnny	0	0	0	0	1	2	0	0	1	1	1	0	0	0	3	
10	McVeigh, Jack	4	7	1	2	1	2	4	6	0	10	0	0	0	0	12	
12	Allen, Thomas	0	2	0	2	4	6	1	2	0	4	0	0	0	0	17	
15	Roby, Isaiah	4	9	1	2	2	4	3	7	3	11	2	1	1	1	20	
20	Borchardt, Tanner	1	2	0	0	1	2	1	3	1	3	0	0	0	0	5	
25	Akenten, Nana	0	1	0	0	0	0	0	0	0	0	0	0	0	0	5	
34	Thorbjarnarson, Thor	0	1	0	1	0	0	0	0	2	0	0	0	0	0	4	
Team		1		1		2		1		1							
Totals		24	60	5	17	33	45	20	27	47	22	86	12	12	9	200	

FG % 1st Half: 16-28 57.1% 2nd half: 8-32 25.0% Game: 24-60 40.0%
 3FG % 1st Half: 4-8 50.0% 2nd half: 1-9 11.1% Game: 5-17 29.4%
 FT % 1st Half: 16-21 76.2% 2nd half: 17-24 70.8% Game: 33-45 73.3%

Officials: Rob Riley, Bill Ek, Donnie Epley
 Technical fouls: North Texas-None, Nebraska-None.
 Attendance: 15059
 Actual Attendance: 9,028

Score by periods	1st	2nd	Total
North Texas	30	37	67
Nebraska	52	34	86

Last FG - NT 2nd-01:44, NEB 2nd-02:15.
 Largest lead - NT None, NEB by 28 1st-03:58.
 NT led for 00:00, NEB led for 39:33. Game was tied for 00:27.

Score tied - 0 times.
 Lead changed - 0 times.

GAME 3 ST. JOHN'S 79, NEBRASKA 56

11/16/17 6:30 p.m. at Queens, N.Y. (Carnesecca Arena)

Nebraska 56 • 2-1

#	Player	Total			3-Ptr			Rebounds			PF	TP	A	TO	Blk	Stl	Min
		FG	FGA	FT	FTA	FG	FGA	FT	FTA	Off							
14	Copeland, Isaac	2	9	0	4	1	2	0	7	7	1	5	1	1	2	28	
32	Tshimanga, Jordy	1	2	0	0	2	2	1	3	1	4	0	2	0	0	11	
05	Watson Jr., Glynn	1	9	1	5	2	1	1	4	5	0	2	0	0	0	25	
11	Taylor, Evan	3	8	2	3	1	1	4	5	3	9	2	4	0	1	32	
24	Palmer Jr., James	4	10	1	2	4	5	3	2	5	4	13	3	3	1	27	
00	Okeke, Duby	1	1	0	0	0	0	1	1	0	2	0	0	0	1	9	
03	Laws, Malcolm	0	1	0	0	0	0	0	0	0	0	0	0	0	0	1	
10	McVeigh, Jack	0	1	0	1	0	0	0	0	0	2	0	0	0	0	4	
12	Allen, Thomas	1	4	1	2	0	1	0	1	0	3	1	2	0	0	10	
13	Gill, Anton	1	7	1	6	4	4	0	2	2	1	7	0	1	0	24	
15	Roby, Isaiah	2	4	0	2	4	4	1	5	6	3	8	2	0	1	22	
20	Borchardt, Tanner	0	0	0	0	2	1	1	2	1	0	0	0	0	0	5	
25	Akenten, Nana	0															



GAME 5 UCF 68, NEBRASKA 59

11/23/17 6:01 PM at HP Field House (Lake Buena Vista, Fla.)

UCF 68 • 4-0

#	Player	Total		3-Ptr		Rebounds			PF	TP	A	TO	Blk	Stl	Min
		FG	FGA	FG	FGA	FT	FTA	Off							
03	DAVIS, AJ	f	2-7	1-2	3-4	1	9	10	2	8	7	4	0	3	32
24	FALL, Tacko	c	5-8	0-0	1-1	2	6	8	3	11	0	2	4	1	25
02	ALLEN, Terrell	g	3-6	0-0	1-4	0	2	2	4	7	2	0	0	0	24
04	DEJESUS, Ceasar	g	6-10	0-0	3-5	0	3	3	3	15	3	2	0	0	34
22	MCSPADDEN, Chance	g	1-5	0-2	2-3	2	3	5	0	4	0	2	0	2	34
05	DOUGLAS, Myles	g	2-4	2-3	2-5	0	2	2	2	8	0	2	0	0	12
10	GRIFFIN, Dayon	g	2-3	0-1	0-0	2	2	4	2	4	0	2	0	0	15
21	BROWN, Chad	g	3-5	0-0	0-1	1	0	1	0	6	0	1	0	0	18
33	MUMIN, Djordjije	g	1-1	1-1	2-2	0	1	1	0	5	0	0	0	0	6
Team						1	0	1							
Totals			25-49	4-9	14-25	9	28	37	16	68	12	17	4	6	200

FG % 1st Half: 15-26 57.7% 2nd half: 10-23 43.5% Game: 25-49 51.0%
 3FG % 1st Half: 2-4 50.0% 2nd half: 2-5 40.0% Game: 4-9 44.4%
 FT % 1st Half: 4-7 57.1% 2nd half: 10-18 55.6% Game: 14-25 56.0%

Nebbraska 59 • 3-2

#	Player	Total		3-Ptr		Rebounds			PF	TP	A	TO	Blk	Stl	Min
		FG	FGA	FG	FGA	FT	FTA	Off							
14	Copeland, Isaac	f	3-10	1-4	1-2	1	6	7	3	8	1	3	0	0	30
32	Tshimanga, Jordy	c	3-6	0-0	0-1	3	7	10	5	6	0	4	0	1	24
05	Watson Jr., Glynn	g	5-17	1-7	0-0	1	3	4	3	11	7	1	1	4	38
11	Taylor, Evan	g	1-5	1-2	4-4	1	0	1	2	7	2	0	0	0	31
24	Palmer Jr., James	g	8-13	2-3	4-4	3	0	3	2	22	2	3	2	2	34
00	Okeke, Duby	g	0-1	0-0	0-0	2	0	2	3	0	0	0	1	0	4
10	McVeigh, Jack	g	0-1	0-1	0-0	1	0	1	0	0	0	0	0	0	3
12	Allen, Thomas	g	0-2	0-0	0-0	0	0	0	0	0	0	0	0	0	4
13	Gill, Anton	g	1-4	1-2	2-2	0	0	0	0	5	1	0	0	1	14
15	Roby, Isaiah	g	0-2	0-2	0-0	0	3	3	4	0	0	1	1	0	14
20	Borchardt, Tanner	g	0-0	0-0	0-0	0	0	0	2	0	0	1	0	0	4
Team			1	2	3	1									
Totals			21-61	6-21	11-13	13	21	34	25	59	13	13	5	8	200

FG % 1st Half: 7-28 25.0% 2nd half: 14-33 42.4% Game: 21-61 34.4%
 3FG % 1st Half: 2-13 15.4% 2nd half: 4-8 50.0% Game: 6-21 28.6%
 FT % 1st Half: 4-4 100.0 2nd half: 7-9 77.8% Game: 11-13 84.6%

Officials: Rick Crawford, Zelton Steed, Kevin Mathis
 Technical fouls: UCF-None. Nebraska-TEAM.

Attendance: 2017 AdvoCare Invitational

Score by periods	1st	2nd	Total
UCF	36	32	68
Nebbraska	20	39	59

	Points	In Paint	Off T/O	2nd Chance	Fast Break	Bench
UCF	36	12	6	4	23	23
NEB	20	17	11	6	6	5

Score tied - 1 time.
 Lead changed - 4 times.

UCF led for 18:05-29; NEB by 2 1st-13:25.
 UCF led for 36:41. NEB led for 02:49. Game was tied for 00:29.

GAME 6 NEBRASKA 84, MARIST 59

11/24/17 7:36 PM at HP Field House (Lake Buena Vista, Fla.)

Nebbraska 84 • 4-2

#	Player	Total		3-Ptr		Rebounds			PF	TP	A	TO	Blk	Stl	Min
		FG	FGA	FG	FGA	FT	FTA	Off							
14	Copeland, Isaac	f	8-12	0-2	1-1	1	2	3	0	17	1	0	2	0	23
32	Tshimanga, Jordy	c	1-2	0-0	1-3	1	5	6	3	3	1	0	1	1	20
05	Watson Jr., Glynn	g	4-8	1-2	0-0	2	3	5	2	9	5	0	0	1	23
11	Taylor, Evan	g	4-5	2-2	0-0	1	1	2	1	10	5	2	0	1	26
24	Palmer Jr., James	g	5-11	2-5	3-4	0	1	5	1	15	2	3	0	1	27
00	Okeke, Duby	g	0-0	0-0	0-0	0	1	1	2	0	2	1	1	1	11
03	Laws, Malcolm	g	0-3	0-2	0-0	0	0	0	0	0	0	0	0	0	4
04	Trueblood, Johnny	g	0-0	0-0	0-0	0	0	0	0	0	0	0	1	0	1
10	McVeigh, Jack	g	0-0	0-0	0-0	0	0	0	0	0	0	0	0	0	3
12	Allen, Thomas	g	1-4	0-1	0-0	0	1	1	2	2	0	0	0	0	13
13	Gill, Anton	g	6-8	5-7	0-0	0	1	1	3	17	3	0	0	0	23
15	Roby, Isaiah	g	3-3	0-0	0-0	1	2	3	0	6	3	1	2	1	16
20	Borchardt, Tanner	g	0-0	0-0	0-0	2	1	3	1	0	0	0	0	0	4
25	Akenten, Nana	g	1-3	1-3	0-0	1	0	1	1	0	3	0	0	0	4
34	Thorjarnarson, Thor	g	1-1	0-0	0-0	0	1	1	0	2	1	0	0	1	2
Team			0	0	0	0	0	0							
Totals			34-60	11-24	5-8	10	22	32	15	84	23	8	6	7	200

FG % 1st Half: 18-29 62.1% 2nd half: 16-31 51.6% Game: 34-60 56.7%
 3FG % 1st Half: 6-11 54.5% 2nd half: 5-13 38.5% Game: 11-24 45.8%
 FT % 1st Half: 3-4 75.0% 2nd half: 2-4 50.0% Game: 5-8 62.5%

Marist 59 • 0-5

#	Player	Total		3-Ptr		Rebounds			PF	TP	A	TO	Blk	Stl	Min
		FG	FGA	FG	FGA	FT	FTA	Off							
14	Dozic, Aleksandar	f	3-6	1-3	2-3	1	2	3	1	9	1	2	1	1	19
30	Funk, Ryan	f	1-4	1-2	3-4	0	2	2	0	6	1	1	0	0	20
11	Sjoberg, Tobias	c	3-5	0-0	0-0	1	2	3	2	6	0	2	0	0	18
02	Parker, Brian	g	1-7	0-2	6-8	1	0	1	1	8	1	4	0	0	21
34	Knudsen, David	g	3-7	2-4	0-0	2	0	2	0	8	3	2	1	0	29
00	Bernardi, Andrea	g	0-2	0-1	0-0	0	1	2	0	0	1	0	0	0	13
04	Lamb, Isaiah	g	2-5	1-2	0-0	1	1	2	0	5	0	1	0	1	19
10	Carmello, Ryan	g	0-0	0-0	0-0	0	0	0	0	0	0	1	0	0	2
13	Palsson, Kristinn	g	1-2	1-2	0-0	1	3	4	2	3	0	1	0	0	17
22	Williams, Austin	g	3-8	0-2	0-0	1	3	4	2	6	1	0	0	2	18
25	Lee, Tucker	g	0-0	0-0	0-0	0	0	0	0	0	0	0	0	0	1
32	Servetas, Michael	g	0-0	0-0	0-0	0	0	0	0	0	0	0	0	0	1
33	McClenaghan, Connor	g	1-4	0-1	0-0	1	1	2	2	2	1	0	0	0	13
35	Gummerus, Lasse	g	2-2	2-2	0-0	0	1	1	0	6	0	0	0	0	9
Team			2	1	3	1									
Totals			20-52	8-21	11-15	12	17	29	10	59	10	15	2	5	200

FG % 1st Half: 11-25 44.0% 2nd half: 9-27 33.3% Game: 20-52 38.5%
 3FG % 1st Half: 4-13 30.8% 2nd half: 4-8 50.0% Game: 8-21 38.1%
 FT % 1st Half: 3-4 75.0% 2nd half: 8-11 72.7% Game: 11-15 73.3%

Officials: Karl Hess, Clyde Owens, Trey Styons
 Technical fouls: Nebraska-None. Marist-None.

Attendance: 2834
 2017 AdvoCare Invitational

Score by periods	1st	2nd	Total
Nebbraska	45	39	84
Marist	29	30	59

	Points	In Paint	Off T/O	2nd Chance	Fast Break	Bench
NEB	34	25	12	17	30	30
MAR	22	7	14	4	22	22

Score tied - 1 time.
 Lead changed - 1 time.

NEB led for 37:23. MAR led for 01:04. Game was tied for 01:33.

GAME 7 NEBRASKA 85, LONG BEACH STATE 80

11/26/17 2:31 PM at HP Field House (Lake Buena Vista, Fla.)

Long Beach State 80 • 3-4

#	Player	Total		3-Ptr		Rebounds			PF	TP	A	TO	Blk	Stl	Min
		FG	FGA	FG	FGA	FT	FTA	Off							
00	Levin, Gabe	f	9-20	0-1	4-5	9	7	16	2	22	2	2	1	3	32
05	Riggins, Mason	f	7-10	0-0	0-1	5	2	7	3	14	1	0	0	1	29
13	Ogalue, Barry	f	0-0	0-0	0-0	0	0	0	1	0	0	1	0	0	12
10	Alberts, Bryan	g	4-9	1-4	0-2	1	2	3	4	9	1	1	0	0	31
15	Booker, Deishuan	g	7-11	0-1	1-2	1	2	3	2	15	12	10	1	1	31
02	Jackson, Javontie	g	1-3	0-0	0-0	0	0	0	0	2	0	0	1	0	5
03	Roberts, Jordan	g	0-2	0-0	0-1	0	1	1	1	0	0	0	0	0	6
04	Yussuf, Temidayo	g	2-5	0-0	3-3	2	4	6	2	7	1	4	1	0	10
11	Griffin, Jordan	g	4-5	3-4	0-0	0	0	0	0	11	0	0	0	0	13
14	Byers, KJ	g	0-0	0-0	0-0	0	5	5	3	0	1	1	2	1	22
23	Maxhuni, Edon	g	0-2	0-1	0-0	0	0	0	0	0	1	2	0	0	9
Team			3	1	4										
Totals			34-67	4-11	8-14	21	24	45	18	80	19	21	6	6	200

FG % 1st Half: 15-29 51.7% 2nd half: 19-38 50.0% Game: 34-67 50.7%
 3FG % 1st Half: 3-6 50.0% 2nd half: 1-5 20.0% Game: 4-11 36.4%
 FT % 1st Half: 7-12 58.3% 2nd half: 1-2 50.0% Game: 8-14 57.1%

Nebbraska 85 • 5-2

#	Player	Total		3-Ptr		Rebounds			PF	TP	A	TO	Blk	Stl	Min
		FG	FGA	FG	FGA	FT	FTA	Off							
14	Copeland, Isaac	f	5-11	2-4	1-1	2	5								

2018-19 NEBRASKA BASKETBALL SEASON BOXSCORES

GAME 9 NO. 3 MICHIGAN STATE 86, NEBRASKA 57

12/3/17 4:30 p.m. at Breslin Center, East Lansing, Mich.

Nebraska 57 • 6-3, 0-1

#	Player	Total			3-Ptr			Rebounds			PF	TP	A	TO	Blk	Stl	Min
		FG	FGA	FT	FTA	FG	FGA	FT	FTA	Off							
05	Watson Jr., Glynn	* 2-11	2-3	0-0	1	2	3	1	6	2	2	0	0	0	0	29	
11	Taylor, Evan	* 3-5	1-2	1-2	1	4	5	4	8	2	2	0	0	0	0	20	
14	Copeland, Isaac	* 1-9	0-3	2-2	1	3	4	2	4	1	0	0	0	0	0	23	
24	Palmer Jr., James	* 4-12	1-4	6-9	2	0	2	2	15	3	0	0	1	0	0	26	
32	Tshimanga, Jordy	* 1-6	0-0	2-2	1	0	1	5	4	0	0	0	0	0	0	10	
00	Okeke, Duby	0-2	0-0	0-0	1	2	3	4	0	0	1	0	0	0	0	10	
10	McVeigh, Jack	2-7	2-3	0-0	0	1	1	0	6	0	0	0	0	0	5		
12	Allen, Thomas	0-1	0-0	0-0	0	0	0	0	0	0	0	0	0	0	0	11	
13	Gill, Anton	2-6	2-4	1-2	1	4	5	2	7	1	0	0	0	0	0	23	
15	Roby, Isaiah	2-3	2-2	1-2	0	6	6	3	7	0	0	0	0	0	0	23	
20	Borchardt, Tanner	0-1	0-0	0-1	1	2	3	1	0	1	0	0	0	0	0	11	
25	Akenten, Nana	0-1	0-1	0-0	0	0	0	0	0	0	0	0	0	0	0	6	
34	Thorbjarnarson, Thor	0-1	0-0	0-0	1	0	1	1	0	0	0	0	0	0	0	3	
	Team				0	0	0									3	
	Totals				17-62	10-22	13-20	10	24	34	25	57	10	5	1	0	200

FG % 1st Half: 6-24 25.0% 2nd half: 11-38 28.9% Game: 17-62 27.4%
 3FG % 1st Half: 3-8 37.5% 2nd half: 7-14 50.0% Game: 10-22 45.5%
 FT % 1st Half: 11-14 78.6% 2nd half: 2-6 33.3% Game: 13-20 65.0%

Michigan State 86 • 7-1, 1-0

#	Player	Total			3-Ptr			Rebounds			PF	TP	A	TO	Blk	Stl	Min
		FG	FGA	FT	FTA	FG	FGA	FT	FTA	Off							
01	Langford, Joshua	* 2-5	0-0	4-6	0	5	5	3	8	0	2	0	0	0	0	25	
02	Jackson Jr., Jaren	* 3-9	1-4	8-8	3	7	10	2	15	1	1	3	0	0	0	24	
05	Winston, Cassius	* 6-10	2-5	2-2	0	6	6	0	16	7	2	0	0	0	0	28	
22	Bridges, Miles	* 4-12	1-4	3-3	2	4	6	1	12	0	1	1	1	0	0	29	
44	Ward, Nick	* 6-7	2-3	10-13	4	3	7	4	22	1	0	3	0	0	0	16	
11	Naim Jr., Lourawls	2-2	1-1	0-0	0	2	2	1	5	5	1	0	0	0	0	22	
13	Carter, Ben	1-1	0-0	0-0	0	1	1	0	2	0	0	0	0	0	0	9	
20	McQuaid, Matt	0-4	0-4	0-0	0	0	0	1	0	1	0	0	0	0	0	14	
23	Tillman, Xavier	2-4	0-0	0-0	1	3	4	3	4	0	1	0	1	0	0	10	
25	Goins, Kenny	0-0	0-0	0-0	0	1	1	0	0	1	0	1	0	0	0	8	
34	Schilling, Gavin	0-1	0-0	0-4	1	0	1	1	0	0	0	1	0	0	0	12	
41	George, Conner	1-2	0-1	0-0	0	2	2	0	2	0	0	0	0	0	0	3	
	Team				1	2	3									3	
	Totals				27-57	5-19	27-36	12	36	48	16	86	16	6	11	1	200

FG % 1st Half: 13-28 46.4% 2nd half: 14-29 48.3% Game: 27-57 47.4%
 3FG % 1st Half: 1-7 14.3% 2nd half: 4-12 33.3% Game: 5-19 26.3%
 FT % 1st Half: 11-19 57.9% 2nd half: 1-6 16.7% Game: 12-22 54.5%

Officials: Terry Wymer, Mike Eades, Rob Riley
 Technical fouls: Nebraska-None. Michigan State-None.
 Attendance: 14797

Score by periods	1st	2nd	Total
Nebraska	26	31	57
Michigan State	38	48	86

	In	Off	2nd	Fast	Bench
Points	Paint	T/O	Chance	Break	
NEB	8	3	11	5	20
MSU	32	6	21	8	13

Last FG - NEB 2nd-02:45, MSU 2nd-00:22.
 Largest lead - NEB None, MSU by 29 2nd-00:22.
 NEB led for 00:00. MSU led for 37:57. Game was tied for 02:03.

Score tied - 1 time.
 Lead changed - 0 times.

GAME 10 NEBRASKA 78, NO. 14 MINNESOTA 68

12/05/17 8:07 p.m. at Pinnacle Bank Arena (Lincoln, Neb.)

Minnesota 68 • 8-2, 1-1

#	Player	Total			3-Ptr			Rebounds			PF	TP	A	TO	Blk	Stl	Min
		FG	FGA	FT	FTA	FG	FGA	FT	FTA	Off							
03	Murphy, Jordan	f 4-12	0-1	2-2	8	4	12	4	10	1	3	1	1	2	8	28	
22	Lynch, Reggie	c 3-6	0-0	3-4	4	5	9	4	9	0	5	2	0	0	0	33	
01	McBrayer, Dupree	g 3-7	1-1	0-0	0	2	2	1	7	2	2	0	2	2	28		
02	Mason, Nate	g 5-16	3-6	7-10	0	4	4	4	20	3	0	0	1	1	35		
05	Coffey, Amir	g 5-15	1-4	6-8	2	3	5	3	17	0	2	0	0	0	38		
04	Harris, Jamir	0-0	0-0	0-0	0	0	0	0	0	0	0	0	0	0	1		
11	Washington, Isaiah	2-7	1-3	0-0	0	0	0	1	5	2	0	0	0	0	0	17	
20	Fitzgerald, Davonte	0-3	0-1	0-0	0	0	0	3	0	0	0	1	1	8			
21	Konate, Bakary	0-2	0-0	0-0	0	2	2	2	0	0	0	0	0	0	6		
42	Hurt, Michael	0-0	0-0	0-0	0	1	1	1	0	1	0	0	1	0	6		
	Team				1	2	3									4	
	Totals				22-68	6-16	18-24	15	23	38	23	68	9	13	4	6	200

FG % 1st Half: 12-36 33.3% 2nd half: 10-32 31.3% Game: 22-68 32.4%
 3FG % 1st Half: 3-7 42.9% 2nd half: 3-9 33.3% Game: 6-16 37.5%
 FT % 1st Half: 4-5 80.0% 2nd half: 14-19 73.7% Game: 18-24 75.0%

Nebraska 78 • 7-3, 1-1

#	Player	Total			3-Ptr			Rebounds			PF	TP	A	TO	Blk	Stl	Min
		FG	FGA	FT	FTA	FG	FGA	FT	FTA	Off							
14	Copeland, Isaac	f 3-5	2-4	4-5	1	4	5	0	12	1	3	2	0	0	0	26	
32	Tshimanga, Jordy	c 2-5	0-0	0-0	2	4	6	4	4	1	2	1	0	0	0	21	
05	Watson Jr., Glynn	g 9-17	2-6	9-10	2	7	9	3	29	2	2	0	3	32			
11	Taylor, Evan	g 1-4	0-1	2-2	1	6	7	3	4	3	2	2	1	28			
24	Palmer Jr., James	g 3-10	1-5	4-6	1	2	3	2	11	4	2	0	0	0	34		
00	Okeke, Duby	2-3	0-0	0-2	1	2	3	2	4	0	1	3	0	0	16		
12	Allen, Thomas	2-2	1-1	0-0	0	2	2	0	5	0	0	0	0	0	7		
13	Gill, Anton	1-5	0-4	3-3	0	1	1	1	5	0	2	0	1	19			
15	Roby, Isaiah	2-2	0-0	0-0	1	2	3	4	4	0	2	1	0	1	17		
	Team				0	3	3									1	
	Totals				25-53	6-21	22-28	9	33	42	19	78	11	17	9	5	200

FG % 1st Half: 12-30 40.0% 2nd half: 13-23 56.5% Game: 25-53 47.2%
 3FG % 1st Half: 4-13 30.8% 2nd half: 2-8 25.0% Game: 6-21 28.6%
 FT % 1st Half: 11-13 84.6% 2nd half: 11-15 73.3% Game: 22-28 78.6%

Officials: Bo Boroski, Terry Oglesby, Chris Beaver
 Technical fouls: Minnesota-Coffey, Amir. Nebraska-Tshimanga, Jordy; Palmer Jr., James.

Attendance: 15598
 Actual Attendance: 13,847
 Technical Fouls: Nebraska - 2 Minnesota - 1 04:37 2nd half

Score by periods	1st	2nd	Total
Minnesota	31	37	68
Nebraska	39	39	78

	In	Off	2nd	Fast	Bench
Points	Paint	T/O	Chance	Break	
MINN	28	20	5	9	5
NEB	32	17	9	10	18

Last FG - MINN 2nd-00:47, NEB 2nd-03:42.
 Largest lead - MINN by 2 1st-15:50, NEB by 17 2nd-07:16.
 MINN led for 02:07. NEB led for 33:29. Game was tied for 04:24.

Score tied - 4 times.
 Lead changed - 4 times.

GAME 11 CREIGHTON 75, NEBRASKA 65

12/09/17 1:31 p.m. at Omaha, Neb. (CenturyLink Center Omaha)

Nebraska 65 • 7-4

#	Player	Total			3-Ptr			Rebounds			PF	TP	A	TO	Blk	Stl	Min
		FG	FGA	FT	FTA	FG	FGA	FT	FTA	Off							
14	Copeland, Isaac	f 8-19	2-5	2-3	5	6	11	1	20	0	1	2	2	37			
32	Tshimanga, Jordy	c 0-5	0-0	0-0	2	0	2	2	0	0	2	0	1	10			
05	Watson Jr., Glynn	g 4-14	0-5	0-0	1	2	3	5	8	5	1	0	2	30			
11	Taylor, Evan	g 2-9	1-4	0-0	1	5	6	1	5	5	1	0	0	34			
24	Palmer Jr., James	g 7-11	2-4	0-0	0	2	2	3	16	1	0	0	0	21			
00	Okeke, Duby	0-0	0-0	0-0	0	0	0	1	0	0	0	0	0	8			
10	McVeigh, Jack	0-1	0-0	0-0	0	1	1	0	1	0	0	0	2	14			
12	Allen, Thomas	0-1	0-1	0-0	0	1	1	0	0	1	0	0	0	7			
13	Gill, Anton	2-5	2-4	0-0	0	2	2	2	6	3	1	0	0	26			
15	Roby, Isaiah	4-6	2-3	0-0	0	1	1	4	10								



GAME 13 NEBRASKA 104, UTSA 94

12/20/17 7:01 p.m. at Pinnacle Bank Arena (Lincoln, Neb.)

UTSA 94 • 7-6

Table with columns: ## Player, Total (FG-FGA, 3-Ptr, FT-FTA), Rebounds (Off, Def, Tot), PF, TP, A TO Blk Stl, Min. Rows include players like Frohnen, De Nicolao, Karrer, Wallace, Allen, Lyle, Jackson, Ramlal, Willborn, Van Ry.

FG % 1st Half: 16-39 41.0% 2nd half: 19-39 48.7% Game: 35-78 44.9%
3FG % 1st Half: 6-13 46.2% 2nd half: 9-18 50.0% Game: 15-31 48.4%
FT % 1st Half: 4-5 80.0% 2nd half: 5-5 100.0% Game: 9-10 90.0%

Nebraska 104 • 8-5

Table with columns: ## Player, Total (FG-FGA, 3-Ptr, FT-FTA), Rebounds (Off, Def, Tot), PF, TP, A TO Blk Stl, Min. Rows include players like Watson Jr., Taylor, Copeland, Palmer Jr., Tshimanga, Okeke, McVeigh, Allen, Gill, Roby.

FG % 1st Half: 15-30 50.0% 2nd half: 13-25 52.0% Game: 28-55 50.9%
3FG % 1st Half: 4-12 33.3% 2nd half: 7-12 58.3% Game: 11-24 45.8%
FT % 1st Half: 15-22 68.2% 2nd half: 22-28 78.6% Game: 37-50 74.0%

Officials: Gene Steratore, Lamont Simpson, Donnie Eppley
Technical fouls: UTSA-None, Nebraska-None.
Attendance: 14382
Actual Attendance: 10,032

Score by periods table with columns: 1st, 2nd, Total. Rows for UTSA and Nebraska.

Points in game table with columns: In, Off, 2nd, Fast, Bench. Rows for UTSA and Nebraska.

Last FG - UTSA 2nd-00:13, NEB 2nd-02:48.
Largest lead - UTSA by 3 1st-13:54, NEB by 14 1st-04:25.
UTSA led for 04:49, NEB led for 30:14. Game was tied for 04:57.

Score tied - 9 times.
Lead changed - 3 times.

GAME 14 NEBRASKA 85, DELAWARE STATE 68

12/22/17 7:01 p.m. at Pinnacle Bank Arena (Lincoln, Neb.)

Delaware State 68 • 2-12

Table with columns: ## Player, Total (FG-FGA, 3-Ptr, FT-FTA), Rebounds (Off, Def, Tot), PF, TP, A TO Blk Stl, Min. Rows include players like Waller, Okolue, Tavakalyan, Wiley, Walker, Collins, Carter, Edwards, Gamble, Onifade.

FG % 1st Half: 11-29 37.9% 2nd half: 17-33 51.5% Game: 28-62 45.2%
3FG % 1st Half: 3-6 50.0% 2nd half: 3-9 33.3% Game: 6-15 40.0%
FT % 1st Half: 1-2 50.0% 2nd half: 5-8 62.5% Game: 6-10 60.0%

Nebraska 85 • 9-5

Table with columns: ## Player, Total (FG-FGA, 3-Ptr, FT-FTA), Rebounds (Off, Def, Tot), PF, TP, A TO Blk Stl, Min. Rows include players like Copeland, Tshimanga, Watson Jr., Taylor, Palmer Jr., Tshimanga, Okeke, Laws, Trueblood, McVeigh, Allen, Gill, Roby, Borchardt, Akenten, Thorbjarnarson.

FG % 1st Half: 15-25 60.0% 2nd half: 16-35 45.7% Game: 31-60 51.7%
3FG % 1st Half: 7-12 58.3% 2nd half: 6-15 40.0% Game: 13-27 48.1%
FT % 1st Half: 5-8 62.5% 2nd half: 5-9 55.6% Game: 10-17 58.8%

Officials: Larry Scirocco, Rob Kueneman, John Floyd
Technical fouls: Delaware State-None, Nebraska-None.
Attendance: 14768
Actual Attendance: 10,431

Score by periods table with columns: 1st, 2nd, Total. Rows for Delaware State and Nebraska.

Points in game table with columns: In, Off, 2nd, Fast, Bench. Rows for Delaware State and Nebraska.

Last FG - DSUM 2nd-00:51, NEB 2nd-00:10.

Score tied - 1 time.

GAME 15 NEBRASKA 71, STETSON 62

12/29/17 7:01 p.m. at Pinnacle Bank Arena (Lincoln, Neb.)

Stetson 62 • 7-8

Table with columns: ## Player, Total (FG-FGA, 3-Ptr, FT-FTA), Rebounds (Off, Def, Tot), PF, TP, A TO Blk Stl, Min. Rows include players like Glasford, Myles, Rivera, Denny, Doyle, Jones, Matthews, McKeythorn, Aninye, Iyiola, Goodman.

FG % 1st Half: 11-33 33.3% 2nd half: 14-39 35.9% Game: 25-72 34.7%
3FG % 1st Half: 1-9 11.1% 2nd half: 4-8 50.0% Game: 5-17 29.4%
FT % 1st Half: 1-4 25.0% 2nd half: 6-8 75.0% Game: 7-12 58.3%

Nebraska 71 • 10-5

Table with columns: ## Player, Total (FG-FGA, 3-Ptr, FT-FTA), Rebounds (Off, Def, Tot), PF, TP, A TO Blk Stl, Min. Rows include players like Watson Jr., Taylor, Copeland, Palmer Jr., Tshimanga, Okeke, Allen, Gill, Roby, Borchardt.

FG % 1st Half: 7-29 24.1% 2nd half: 15-34 44.1% Game: 22-63 34.9%
3FG % 1st Half: 3-13 23.1% 2nd half: 2-8 25.0% Game: 5-21 23.8%
FT % 1st Half: 7-14 50.0% 2nd half: 15-20 75.0% Game: 22-34 64.7%

Officials: Bill Ek, Tom Eades, Edwin Young
Technical fouls: Stetson-None, Nebraska-None.
Attendance: 15040
Actual Attendance: 11,284

Score by periods table with columns: 1st, 2nd, Total. Rows for Stetson and Nebraska.

Points in game table with columns: In, Off, 2nd, Fast, Bench. Rows for Stetson and Nebraska.

Last FG - STET 2nd-00:16, NEB 2nd-00:07.
Largest lead - STET by 3 2nd-19:35, NEB by 11 2nd-02:11.
STET led for 01:23, NEB led for 32:25. Game was tied for 06:12.

Score tied - 8 times.
Lead changed - 2 times.

GAME 16 NEBRASKA 70, NORTHWESTERN 55

01/02/18 8:12 p.m. at Rosemont, Ill. (Allstate Arena)

Nebraska 70 • 11-5, 2-1 B1G

Table with columns: ## Player, Total (FG-FGA, 3-Ptr, FT-FTA), Rebounds (Off, Def, Tot), PF, TP, A TO Blk Stl, Min. Rows include players like Copeland, Tshimanga, Watson Jr., Taylor, Palmer Jr., Okeke, Allen, Gill, Roby, Borchardt.

FG % 1st Half: 8-28 28.6% 2nd half: 16-27 59.3% Game: 24-55 43.6%
3FG % 1st Half: 4-7 57.1% 2nd half: 3-9 33.3% Game: 7-16 43.8%
FT % 1st Half: 5-6 83.3% 2nd half: 10-11 90.9% Game: 15-17 88.2%

Northwestern 55 • 10-6, 1-2 B1G

Table with columns: ## Player, Total (FG-FGA, 3-Ptr, FT-FTA), Rebounds (Off, Def, Tot), PF, TP, A TO Blk Stl, Min. Rows include players like Vic Law, Gavin Skelly, Dererik Pardon, Scottie Lindsey, Jordan Ash, Anthony Gaines, Isaiah Brown, Barret Benson, Aaron Falzon.

FG % 1st Half: 12-39 30.8% 2nd half: 7-26 26.9% Game: 19-65 29.2%
3FG % 1st Half: 4-12 33.3% 2nd half: 2-9 22.2% Game: 6-21 28.6%
FT % 1st Half: 2-4 50.0% 2nd half: 9-12 75.0% Game: 11-16 68.8%

Officials: Lamont Simpson, Paul Szelc, Kelly Pfeifer
Technical fouls: Nebraska-None, Northwestern-None.
Attendance: 5443

Score by periods table with columns: 1st, 2nd, Total. Rows for Nebraska and Northwestern.

Points in game table with columns: In, Off, 2nd, Fast, Bench. Rows for Nebraska and Northwestern.

Last FG - NEB 2nd-00:30, NU 2nd-00:12.
Largest lead - NEB by 17 2nd-00:30, NU by 7 2nd-19:18.
NEB led for 17:19, NU led for 16:38. Game was tied for 06:03.

Score tied - 5 times.
Lead changed - 5 times.

2017-18 REVIEW

2018-19 NEBRASKA BASKETBALL

SEASON BOXSCORES

GAME 17 NO. 13 PURDUE 74, NEBRASKA 62

01/06/18 2:20 PM ET at West Lafayette, Ind. / Mackey Arena

Nebraska 62 • 11-6, 2-2

##	Player	Total			3-Ptr			Rebounds			PF	TP	A	TO	Blk	Stl	Min
		FG-FGA	FG-FGA	FT-FTA	FG-FGA	FG-FGA	FT-FTA	Off	Def	Tot							
14	Copeland, Isaac	f	7-12	2-3	0-0	0	2	2	2	16	1	3	0	1	33		
32	Tshimanga, Jordy	c	0-0	0-0	0-0	0	0	0	0	0	0	1	0	0	6		
05	Watson Jr., Glynn	g	2-10	2-6	1-2	0	6	6	1	7	2	3	0	1	35		
11	Taylor, Evan	g	2-5	0-0	0-0	0	1	1	1	4	1	2	0	1	25		
24	Palmer Jr., James	g	6-13	1-4	9-10	1	6	7	3	22	3	3	0	2	36		
00	Okeke, Duby	g	1-1	0-0	0-0	3	1	4	4	2	0	1	0	1	7		
12	Allen, Thomas	g	0-1	0-0	0-0	0	0	0	1	0	1	1	0	0	5		
13	Gill, Anton	g	1-5	1-2	0-0	0	2	2	2	3	2	0	0	0	19		
15	Roby, Isaiah	g	3-6	0-2	2-4	0	4	4	3	8	2	1	1	3	25		
20	Borchardt, Tanner	g	0-1	0-0	0-0	0	1	1	2	0	0	0	0	1	9		
Team						3	0	3			1						
Totals			22-54	6-17	12-16	7	23	30	19	62	12	16	1	10	200		

FG % 1st Half: 12-26 46.2% 2nd half: 10-28 35.7% Game: 22-54 40.7%
 3FG % 1st Half: 3-10 30.0% 2nd half: 3-7 42.9% Game: 6-17 35.3%
 FT % 1st Half: 4-4 100.0% 2nd half: 8-12 66.7% Game: 12-16 75.0%

Purdue 74 • 15-2, 4-0

##	Player	Total			3-Ptr			Rebounds			PF	TP	A	TO	Blk	Stl	Min
		FG-FGA	FG-FGA	FT-FTA	FG-FGA	FG-FGA	FT-FTA	Off	Def	Tot							
42	Edwards, Vincent	f	7-14	1-4	6-6	5	5	10	1	21	6	0	1	0	39		
44	Haas, Isaac	c	5-7	0-0	4-5	3	3	6	3	14	2	3	2	0	18		
03	Edwards, Carsen	g	3-13	1-7	0-0	1	4	5	0	7	3	3	0	1	31		
11	Thompson, P.J.	g	2-4	2-3	3-4	0	2	2	3	9	2	3	0	1	30		
31	Mathias, Dakota	g	4-9	2-4	1-1	0	4	4	2	11	2	2	0	4	35		
14	Cline, Ryan	g	0-4	0-3	0-0	0	1	1	0	0	1	0	0	1	14		
20	Eastern, Nojel	g	2-3	0-0	0-2	1	3	4	2	4	0	1	1	0	10		
23	Taylor, Jacquil	g	0-2	0-0	0-0	1	1	2	0	0	0	0	0	0	3		
24	Eifert, Grady	g	0-0	0-0	0-0	0	0	0	0	0	0	0	0	0	1		
32	Haarms, Matt	g	4-5	0-0	0-0	1	2	3	4	8	1	2	2	0	19		
Team						0	2	2			2						
Totals			27-61	6-21	14-18	12	27	39	15	74	17	16	6	7	200		

FG % 1st Half: 16-33 48.5% 2nd half: 11-28 39.3% Game: 27-61 44.3%
 3FG % 1st Half: 4-12 33.3% 2nd half: 2-9 22.2% Game: 6-21 28.6%
 FT % 1st Half: 5-6 83.3% 2nd half: 8-12 75.0% Game: 14-18 77.8%

Officials: Terry Oglesby, D.J. Carstensen, Bill Ek
 Technical fouls: Nebraska-Copeland, Isaac, Purdue-None.
 Attendance: 14804

Score by periods	1st	2nd	Total
Nebraska	31	31	62
Purdue	41	33	74

Points	In	Off	2nd	Fast	Bench
Paint	Paint	T/O	Chance	Break	
NEB	30	10	5	4	13
PURDUE	32	19	13	4	12

Last FG - NEB 2nd-01:32, PURDUE 2nd-03:36.
 Largest lead - NEB None, PURDUE by 18 2nd-02:47.
 NEB led for 00:00. PURDUE led for 39:16. Game was tied for 00:44.

Score tied - 0 times.
 Lead changed - 0 times.

GAME 18 NEBRASKA 63, WISCONSIN 59

01/09/18 7:42 p.m. at Pinnacle Bank Arena (Lincoln, Neb.)

Wisconsin 59 • 9-9, 2-3

##	Player	Total			3-Ptr			Rebounds			PF	TP	A	TO	Blk	Stl	Min
		FG-FGA	FG-FGA	FT-FTA	FG-FGA	FG-FGA	FT-FTA	Off	Def	Tot							
21	Iverson, Khalil	f	2-5	0-1	0-0	0	4	7	0	4	0	0	1	1	32		
22	Happ, Ethan	f	9-15	0-0	1-6	4	7	11	5	19	2	2	0	4	35		
35	Reuvers, Nate	f	4-9	0-2	0-0	0	0	0	3	8	1	1	2	0	22		
01	Pritzl, Brevin	g	4-8	1-5	1-2	1	6	7	3	10	1	1	0	0	38		
34	Davison, Brad	g	5-15	3-8	2-2	0	5	5	4	15	5	2	0	0	36		
02	Ford, Aleem	g	1-7	1-3	0-0	0	1	1	4	3	1	0	0	0	26		
03	McGrory, Walt	g	0-0	0-0	0-0	0	0	0	0	0	0	0	0	0	5		
07	Moesch, Aaron	g	0-0	0-0	0-0	0	0	0	0	0	0	0	0	0	3		
15	Thomas, Charles	g	0-0	0-0	0-0	0	0	0	0	2	0	0	0	0	1		
20	Schlundt, T.J.	g	0-0	0-0	0-0	0	0	0	0	0	0	0	0	0	2		
Team						1	0	1			3						
Totals			25-59	5-19	4-10	9	23	32	21	59	11	10	4	5	200		

FG % 1st Half: 9-27 33.3% 2nd half: 16-32 50.0% Game: 25-59 42.4%
 3FG % 1st Half: 3-11 27.3% 2nd half: 2-8 25.0% Game: 5-19 26.3%
 FT % 1st Half: 1-2 50.0% 2nd half: 3-8 37.5% Game: 4-10 40.0%

Nebraska 63 • 12-6, 3-2

##	Player	Total			3-Ptr			Rebounds			PF	TP	A	TO	Blk	Stl	Min
		FG-FGA	FG-FGA	FT-FTA	FG-FGA	FG-FGA	FT-FTA	Off	Def	Tot							
14	Copeland, Isaac	f	5-10	0-3	2-3	0	6	6	2	12	0	1	3	1	32		
32	Tshimanga, Jordy	c	3-5	0-0	3-4	2	4	6	5	9	0	1	0	0	18		
05	Watson Jr., Glynn	g	0-6	0-2	3-4	1	4	5	2	3	3	3	0	0	28		
11	Taylor, Evan	g	0-1	0-0	1-2	0	3	3	4	1	1	2	0	0	28		
24	Palmer Jr., James	g	5-11	0-3	8-9	1	4	5	1	18	2	4	2	0	27		
00	Okeke, Duby	g	0-1	0-0	0-0	0	0	0	0	0	0	0	0	0	5		
12	Allen, Thomas	g	3-5	0-1	2-2	0	0	0	0	8	0	0	0	0	15		
13	Gill, Anton	g	3-6	2-5	0-0	0	1	1	8	8	0	1	0	0	23		
15	Roby, Isaiah	g	1-2	0-0	2-4	2	6	8	2	4	2	1	0	0	18		
20	Borchardt, Tanner	g	0-0	0-0	0-0	0	0	0	0	0	0	0	0	0	6		
Team						0	0	0			0						
Totals			20-47	2-14	21-28	6	28	34	17	63	8	13	6	2	200		

FG % 1st Half: 11-24 45.8% 2nd half: 9-23 39.1% Game: 20-47 42.6%
 3FG % 1st Half: 1-7 14.3% 2nd half: 1-7 14.3% Game: 2-14 14.3%
 FT % 1st Half: 3-4 75.0% 2nd half: 18-24 75.0% Game: 21-28 75.0%

Officials: Terry Wymer, Tom Eades, Rob Riley
 Technical fouls: Wisconsin-TEAM, Nebraska-None.
 Attendance: 15643
 Actual Attendance: 13,497
 Technical fouls: Wisconsin - 1

Score by periods	1st	2nd	Total
Wisconsin	22	37	59
Nebraska	26	37	63

Points	In	Off	2nd	Fast	Bench
Paint	Paint	T/O	Chance	Break	
WIS	38	23	3	4	3
NEB	24	11	12	0	20

Last FG - WIS 2nd-00:01, NEB 2nd-03:14.
 Largest lead - WIS by 1 1st-15:22, NEB by 13 2nd-13:55.
 WIS led for 00:57. NEB led for 38:27. Game was tied for 00:36.

Score tied - 1 time.
 Lead changed - 2 times.

GAME 19 PENN STATE 76, NEBRASKA 74 (OT)

1/12/18 7:00 p.m. at University Park, Pa. (Bryce Jordan Ctr.)

Nebraska 74 • 12-7, 3-3

##	Player	Total			3-Ptr			Rebounds			PF	TP	A	TO	Blk	Stl	Min
		FG-FGA	FG-FGA	FT-FTA	FG-FGA	FG-FGA	FT-FTA	Off	Def	Tot							
14	Copeland, Isaac	f	7-13	2-5	5-7	3	5	8	2	21	2	0	1	2	37		
00	Okeke, Duby	c	0-1	0-0	0-0	0	0	0	1	0	0	0	1	0	12		
05	Watson Jr., Glynn	g	7-20	3-7	4-6	1	4	5	1	21	2	2	1	1	38		
11	Taylor, Evan	g	0-4	0-1	0-0	1	2	3	0	2	1	0	2	2	27		
24	Palmer Jr., James	g	1-9	0-1	3-4	3	1	4	3	5	3	1	0	0	20		
10	McVeigh, Jack	g	0-1	0-1	0-0	0	2	3	0	0	0	1	1	1	21		
12	Allen, Thomas	g	2-5	1-3	0-0	0	1	1	0	5	0	1	0	0	8		
13	Gill, Anton	g	4-8	2-5	0-0	0	2	2	1	10	0	0	0	0	21		
15	Roby, Isaiah	g	4-7	1-3	3-5	0	6	6	1	12	3	0	2	1	28		
20	Borchardt, Tanner	g	0-0	0-0	0-2	2	2	4	2	0	0	1	0	0	13		
Team						1	0	1			1						
Totals			25-68	9-26	15-24	11	25	36	17	74	12	7	6	7	225		

FG % 1st Half: 9-32 28.1% 2nd half: 14-32 43.8% OT: 2-4 50.0% Game: 25-68 36.8%
 3FG % 1st Half: 4-7 57.1% 2nd half: 4-12 33.3% OT: 1-2 50.0% Game: 9-26 34.6%
 FT % 1st Half: 3-4 75.0% 2nd half: 9-16 56.3% OT: 3-4 75.0% Game: 15-24 62.5%

Penn State 76 • 13-6, 3-3

##	Player	Total			3-Ptr			Rebounds			PF	TP	A	TO	Blk	Stl	Min
		FG-FGA	FG-FGA	FT-FTA	FG-FGA	FG-FGA	FT-FTA	Off	Def	Tot							
11	Stevens, Lamar	f	10-18	2-3	4-5	1	6	7	3	26	2	4	0	0	40		
24	Watkins, Mike	f	7-8	0-0	6-8	3	12	15	3	20	0	2	0	0	39		
05	Wheeler, Jamari	g	0-4	0-0	0-0	2	3	5	2	0	3	1	0	1	26		
10	Carr, Tony	g	5-21	3-9	4-6	2	2	4	4	17	8	4	0	1	40		
33	Garner, Shep	g	2-5	2-4	0-0	2	2	4	3	6	2	1	0	0	38		
01	Zemgulis, Deivis	g	0-1	0-1	0-0	0	2	2	0	0	0	0	0	0	7		
04	Bostick, Nazeer	g	2-6	0-2	3-5	2	3	5	3	7	0	0	0	0	27		
35	Buttrick, Trent	g	0-2	0-1	0-0	0	0	0	0	0	0	0	1	0	2		
44	Moore, Julian	g	0-1	0-0	0-0	0	1	1	0	0	0	0	0	0	6		
Team						2	3	5			2						

2018-19 NEBRASKA BASKETBALL SEASON BOXSCORES N

GAME 21 NEBRASKA 72, NO. 23 MICHIGAN 52

01/18/18 8:12 p.m. at Pinnacle Bank Arena (Lincoln, Neb.)

Michigan 52 • 16-5, 5-3

Box score table for Game 21 showing player stats for Michigan 52 and Nebraska 72. Includes columns for Player, FG-FGA, 3-Ptr, Rebounds, PF, TP, A, TO, Blk, Stl, Min, and team totals.

Nebraska 72 • 14-7, 5-3

Box score table for Game 21 showing player stats for Nebraska 72 and Michigan 52. Includes columns for Player, FG-FGA, 3-Ptr, Rebounds, PF, TP, A, TO, Blk, Stl, Min, and team totals.

Officials: Paul Szelc, Chris Beaver, Pat Driscoll. Technical fouls: Michigan-Simpson, Zavier. Nebraska-Taylor, Evan. Attendance: 15794.

Score by periods table for Game 21 showing 1st, 2nd, and Total scores for Michigan and Nebraska.

Last FG - MICH 2nd-01:06, NEB 2nd-00:36. Largest lead - MICH by 21 16:32, NEB by 21 2nd-04:57. MICH led for 02:03, NEB led for 35:04. Game was tied for 02:47.

GAME 22 NO. 13 OHIO STATE 64, NEBRASKA 59

01/22/18 8:00 p.m. at Columbus, Ohio (Value City Arena)

Nebraska 59 • 14-8, 5-4 B1G

Box score table for Game 22 showing player stats for Nebraska 59 and Ohio State 64. Includes columns for Player, FG-FGA, 3-Ptr, Rebounds, PF, TP, A, TO, Blk, Stl, Min, and team totals.

Ohio State 64 • 18-4, 9-0 B1G

Box score table for Game 22 showing player stats for Ohio State 64 and Nebraska 59. Includes columns for Player, FG-FGA, 3-Ptr, Rebounds, PF, TP, A, TO, Blk, Stl, Min, and team totals.

Officials: Terry Wymer, Keith Kimble, Rob Kueneman. Technical fouls: Nebraska-None. Ohio State-None. Attendance: 10918.

Score by periods table for Game 22 showing 1st, 2nd, and Total scores for Nebraska and Ohio State.

Last FG - NEB 2nd-00:12, OSU 2nd-01:08. Largest lead - NEB by 7 1st-13:32, OSU by 8 2nd-00:40. NEB led for 16:43, OSU led for 18:23. Game was tied for 04:40.

GAME 23 NEBRASKA 60, RUTGERS 54

1/24/18 7 p.m. at The RAC

Nebraska 60 • 15-8, 6-4

Box score table for Game 23 showing player stats for Nebraska 60 and Rutgers 54. Includes columns for Player, FG-FGA, 3-Ptr, Rebounds, PF, TP, A, TO, Blk, Stl, Min, and team totals.

Rutgers 54 • 12-10, 2-7

Box score table for Game 23 showing player stats for Rutgers 54 and Nebraska 60. Includes columns for Player, FG-FGA, 3-Ptr, Rebounds, PF, TP, A, TO, Blk, Stl, Min, and team totals.

Officials: Lamont Simpson, Bill Ek, Courtney Grene. Technical fouls: Nebraska-None. Rutgers-None. Attendance: 4075.

Score by periods table for Game 23 showing 1st, 2nd, and Total scores for Nebraska and Rutgers.

Last FG - NEB 2nd-00:29, RUTGERS 2nd-01:07. Largest lead - NEB by 9 2nd-14:52, RUTGERS by 3 1st-15:16. NEB led for 26:36, RUTGERS led for 06:34. Game was tied for 06:44.

GAME 24 NEBRASKA 98, IOWA 84

01/27/18 7:12 p.m. at Pinnacle Bank Arena (Lincoln, Neb.)

Iowa 84 • 11-12, 2-8

Box score table for Game 24 showing player stats for Nebraska 98 and Iowa 84. Includes columns for Player, FG-FGA, 3-Ptr, Rebounds, PF, TP, A, TO, Blk, Stl, Min, and team totals.

Nebraska 98 • 16-8, 7-4

Box score table for Game 24 showing player stats for Iowa 84 and Nebraska 98. Includes columns for Player, FG-FGA, 3-Ptr, Rebounds, PF, TP, A, TO, Blk, Stl, Min, and team totals.

Officials: D.J. Carstensen, Pat Driscoll, Donnie Eppley. Technical fouls: Iowa-None. Nebraska-None. Attendance: 15952.

Score by periods table for Game 24 showing 1st, 2nd, and Total scores for Iowa and Nebraska.

Last FG - IOWA 2nd-00:12, NEB 2nd-01:03. Largest lead - IOWA by 5 1st-16:54, NEB by 17 2nd-01:03. IOWA led for 02:19, NEB led for 35:45. Game was tied for 01:56.

2017-18 REVIEW

2018-19 NEBRASKA BASKETBALL

SEASON BOXSCORES

GAME 25 NEBRASKA 74, WISCONSIN 63

01/29/18 8:00pm at Kohl Center, Madison, Wis.

Nebraska 74 • 17-8, 8-4

#	Player	Total			3-Ptr			Rebounds			PF	TP	A	TO	Blk	Stl	Min
		FG-FGA	FG-FGA	FT-FTA	FG-FGA	FG-FGA	FT-FTA	Off	Def	Tot							
14	Copeland, Isaac	f	6-9	2-2	3-4	0	5	5	4	17	1	0	0	2	33		
15	Roby, Isaiah	f	0-3	0-0	0-0	1	3	4	5	0	2	1	0	0	17		
05	Watson Jr., Glynn	g	4-12	0-3	7-8	0	2	2	2	15	5	0	1	1	34		
13	Gill, Anton	g	0-3	0-3	0-0	0	1	1	2	0	0	1	0	1	21		
24	Palmer Jr., James	g	8-19	1-8	11-12	0	8	8	1	28	0	0	1	2	38		
00	Okeke, Duby	g	0-1	0-0	0-0	0	1	1	3	0	0	0	1	0	4		
11	Taylor, Evan	g	0-1	0-0	0-0	0	4	4	4	0	0	2	0	0	23		
12	Allen, Thomas	g	2-4	1-3	0-1	0	1	1	0	5	1	1	0	0	14		
20	Borchardt, Tanner	g	0-1	0-0	0-0	1	0	1	0	0	0	0	0	0	3		
23	Tshimanga, Jordy	g	3-3	0-0	3-3	1	3	4	5	9	1	1	1	0	13		
Team						2	1	3									
Totals			23-56	4-19	24-28	5	29	34	26	74	10	6	4	6	200		

FG % 1st Half: 12-30 40.0% 2nd half: 11-26 42.3% Game: 23-56 41.1% Deadball Rebounds 3,4
 3FG % 1st Half: 2-11 18.2% 2nd half: 2-8 25.0% Game: 4-19 21.1%
 FT % 1st Half: 4-5 80.0% 2nd half: 20-23 87.0% Game: 24-28 85.7%

Wisconsin 63 • 10-13, 3-7

#	Player	Total			3-Ptr			Rebounds			PF	TP	A	TO	Blk	Stl	Min
		FG-FGA	FG-FGA	FT-FTA	FG-FGA	FG-FGA	FT-FTA	Off	Def	Tot							
21	Iverson, Khalil	f	5-9	0-2	3-4	3	2	5	4	13	1	3	0	0	37		
22	Happ, Ethan	f	8-19	1-4	8-19	2	9	11	3	25	6	4	4	0	38		
35	Reuvers, Nate	f	1-4	0-1	3-3	0	2	2	4	5	2	3	0	0	22		
01	Pritzl, Brevin	g	3-5	3-5	0-0	0	2	2	3	9	0	0	0	0	31		
34	Davidson, Brad	g	1-4	1-3	2-4	0	4	4	5	5	2	2	0	0	31		
02	Ford, Aleem	g	0-0	0-0	0-0	0	1	1	3	0	0	1	0	0	9		
05	Moesch, Aaron	g	1-2	1-1	0-0	0	2	2	2	3	0	0	0	0	17		
20	Schlundt, T.J.	g	1-4	1-4	0-0	0	3	3	0	3	0	0	0	1	11		
25	Illikainen, Alex	g	0-0	0-0	0-1	0	1	1	0	0	1	0	0	0	4		
Team						0	1	1									
Totals			20-47	7-20	16-31	5	27	32	24	63	12	13	4	1	200		

FG % 1st Half: 11-24 45.8% 2nd half: 9-23 39.1% Game: 20-47 42.6% Deadball Rebounds 4,2
 3FG % 1st Half: 4-10 40.0% 2nd half: 3-10 30.0% Game: 7-20 35.0%
 FT % 1st Half: 6-12 50.0% 2nd half: 10-19 52.6% Game: 16-31 51.6%

Officials: Ted Valentine, Eric Curry, Chris Beaver

Technical fouls: Nebraska-None. Wisconsin-None.

Attendance: 17287

Score by periods	1st	2nd	Total
Nebraska	30	44	74
Wisconsin	32	31	63

	Points	In Paint	Off T/O	2nd Chance	Fast Break	Bench
NEB	26	16	2	8	8	14
WIS	26	10	5	0	0	6

Last FG - NEB 2nd-04:35, WIS 2nd-00:23.
 Largest lead - NEB by 11 2nd-00:08, WIS by 11 2nd-09:59.
 NEB led for 04:49. WIS led for 31:36. Game was tied for 03:35.

Score tied - 5 times.
 Lead changed - 3 times.



Jordy Tshimanga averaged nine points and five rebounds per game in helping the Huskers sweep Wisconsin during the 2017-18 campaign.

GAME 26 NEBRASKA 91, MINNESOTA 85

02/06/18, 8:00 PM at Minneapolis, Minn. (Williams Arena)

Nebraska 91 • 18-8, 9-4

#	Player	Total			3-Ptr			Rebounds			PF	TP	A	TO	Blk	Stl	Min
		FG-FGA	FG-FGA	FT-FTA	FG-FGA	FG-FGA	FT-FTA	Off	Def	Tot							
14	Copeland, Isaac	f	4-7	2-3	2-2	0	1	1	1	12	0	1	0	1	33		
15	Roby, Isaiah	f	8-10	1-2	2-2	3	5	8	3	19	2	1	5	0	34		
05	Watson Jr., Glynn	g	4-14	2-5	0-1	2	1	3	3	10	6	2	0	0	30		
13	Gill, Anton	g	3-7	2-6	4-4	0	3	3	2	12	1	0	0	0	30		
24	Palmer Jr., James	g	4-9	1-3	10-13	0	7	7	4	19	9	1	0	1	29		
11	Taylor, Evan	g	3-6	1-1	0-0	3	3	6	4	7	1	0	0	0	24		
12	Allen, Thomas	g	2-3	2-3	0-0	0	1	1	0	6	0	0	0	0	9		
32	Tshimanga, Jordy	g	3-5	0-0	0-0	2	4	6	0	6	0	3	0	0	11		
Team						1	2	3									
Totals			31-61	11-23	18-22	11	27	38	17	91	19	8	5	2	200		

FG % 1st Half: 16-27 59.3% 2nd half: 15-34 44.1% Game: 31-61 50.8% Deadball Rebounds 1
 3FG % 1st Half: 8-12 66.7% 2nd half: 3-11 30.0% Game: 11-23 47.8%
 FT % 1st Half: 4-6 66.7% 2nd half: 14-16 87.5% Game: 18-22 81.8%

Minnesota 85 • 14-12, 3-10

#	Player	Total			3-Ptr			Rebounds			PF	TP	A	TO	Blk	Stl	Min
		FG-FGA	FG-FGA	FT-FTA	FG-FGA	FG-FGA	FT-FTA	Off	Def	Tot							
03	Murphy, Jordan	f	11-17	0-0	0-0	5	8	13	4	22	4	1	1	0	34		
20	Fitzgerald, Davonte	f	1-5	0-3	0-0	0	4	4	0	2	1	0	1	0	19		
42	Hurt, Michael	f	3-4	0-0	1-1	0	5	5	3	7	3	1	2	0	34		
01	McBrayer, Dupree	g	0-2	0-0	0-0	0	1	1	1	0	1	2	0	3	14		
02	Mason, Nate	g	10-20	7-9	7-11	0	1	1	4	34	6	1	0	0	37		
04	Harris, Jamir	g	2-4	2-4	0-0	0	0	0	0	6	0	1	0	0	22		
11	Washington, Isaiah	g	4-13	1-3	1-3	1	3	4	3	10	8	0	1	1	31		
21	Konate, Bakary	g	2-2	0-0	0-0	1	0	1	2	4	0	0	0	1	9		
Team						3	0	3									
Totals			33-67	10-19	9-15	10	22	32	18	85	23	6	4	5	200		

FG % 1st Half: 15-33 45.5% 2nd half: 18-34 52.9% Game: 33-67 49.3% Deadball Rebounds 3
 3FG % 1st Half: 6-12 50.0% 2nd half: 4-7 57.1% Game: 10-19 52.6%
 FT % 1st Half: 1-2 50.0% 2nd half: 8-13 61.5% Game: 9-15 60.0%

Officials: Lamont Simpson, Donnie Eppley, Courtney Green

Technical fouls: Nebraska-None. Minnesota-TEAM.

Attendance: 11193

Score by periods	1st	2nd	Total
Nebraska	44	47	91
Minnesota	37	48	85

	Points	In Paint	Off T/O	2nd Chance	Fast Break	Bench
NEB	34	7	18	12	19	19
MINN	38	8	14	9	20	20

Last FG - NEB 2nd-01:35, MINN 2nd-00:16.
 Largest lead - NEB by 15 1st-04:24, MINN by 7 1st-18:26.
 NEB led for 34:25. MINN led for 04:44. Game was tied for 00:51.

Score tied - 1 time.
 Lead changed - 3 times.

GAME 27 NEBRASKA 67, RUTGERS 55

02/09/18 3:01 p.m. at Pinnacle Bank Arena (Lincoln, Neb.)

Rutgers 55 • 12-15, 2-12

#	Player	Total			3-Ptr			Rebounds			PF	TP	A	TO	Blk	Stl	Min
		FG-FGA	FG-FGA	FT-FTA	FG-FGA	FG-FGA	FT-FTA	Off	Def	Tot							
00	Baker, Geo	**	3-9	1-4	0-1	0	2	2	0	7	3	0	0	2	35		
03	Sanders, Corey	**	6-17	0-5	2-2	1	2	3	3	14	2	3	0	2	37		
21	Doucoure, Mamadou	**	0-4	0-0	0-0	1	1	2	2	0	0	0	0	0	11		
33	Freeman, Deshawn	**	5-14	0-1	2-3	4	3	7	2	12	1	3	0	2	25		
25	Thiam, Issa	**	2-4	1-3	0-0	2	5	7	3	5	0	0	0	1	32		
01	Sa, Candido	**	2-3	0-0	0-0	5	3	8	1	4	0	1	0	2	20		
02	Doorson, Shaquille	**	0-0	0-0	0-0	1	2	1	0	0	0	1	0	0	5		
05	Williams, Mike	**	1-4	0-0	0-0	0	0	0	0	2	0	1	1	0	16		
10	Dadika, Jake	**	0-0	0-0	0-0	0	0	0	0	0	0	0	0	0	0+		
11	Omoniyi, Eugene	**	5-14	0-1	1-2	5	4	9	3	11	0	0	0	0	19		
13	Bullock, Matt	**	0-0	0-0	0-0	0	0	0	0	0	0	0	0	0	0+		
44	Mensah, Souf	**	0-0	0-0	0-0	0	0	0	0	0	0	0	0	0	0+		
55	Nathan, Luke	**	0-0	0-0	0-0	0	0	0	0	0	0	0	0	0	0+		
Team						2	1	3									
Totals			24-69	2-14	5-8	21	22	43	15	55	6	10	1	9	200		

FG % 1st Half: 12-35 34.3% 2nd half: 12-34 35.3% Game: 24-69 34.8% Deadball Rebounds 0
 3FG % 1st Half: 2-7 28.6% 2nd half: 0-7 0.0% Game: 2-14 14.3%
 FT % 1st Half: 2-3 66.7% 2nd half: 3-5 60.0% Game: 5-8 62.5%

Nebraska 67 • 19-8,10-4

2018-19 NEBRASKA BASKETBALL SEASON BOXSCORES



GAME 28 NEBRASKA 70, MARYLAND 66

02/13/18 6:01 p.m. at Pinnacle Bank Arena (Lincoln, Neb.)

Maryland 66 • 17-11, 6-9

#	Player	Total		3-Ptr		Rebounds			PF	TP	A	TO	Blk	Stl	Min
		FG-FGA	FG-FGA	FT-FTA	FT-FTA	Off	Def	Tot							
23	Fernando, Bruno	f	9-14	0-0	3-5	3	6	9	4	21	5	3	2	1	30
01	Cowan, Anthony	g	3-13	1-7	0-0	1	4	5	2	7	7	2	0	0	40
04	Huerter, Kevin	g	5-9	1-4	1-2	0	5	5	5	12	3	1	0	0	32
05	Wiley, Dion	g	3-6	2-3	0-0	1	4	5	1	8	0	1	0	0	36
10	Morsell, Darryl	g	5-11	0-0	1-2	1	3	4	4	11	0	0	1	1	35
00	Obi, Sean		0-0	0-0	0-0	0	0	0	0	0	0	0	0	1	3
11	Nickens, Jared		1-2	1-2	0-0	0	1	1	1	3	0	0	0	1	16
15	Cekovsky, Michal		2-3	0-0	0-0	0	0	0	1	4	0	1	0	0	7
33	Tomaic, Joshua		0-0	0-0	0-0	0	0	0	0	0	0	0	0	1	1
Team						2	0	2				1			
Totals			28-58	5-16	5-9	8	23	31	18	66	15	9	3	4	200

FG % 1st Half: 13-26 50.0% 2nd half: 15-32 46.9% Game: 28-58 48.3%
3FG % 1st Half: 3-7 42.9% 2nd half: 2-9 22.2% Game: 5-16 31.3%
FT % 1st Half: 3-4 75.0% 2nd half: 2-5 40.0% Game: 5-9 55.6%

Nebraska 70 • 20-8, 11-4

#	Player	Total		3-Ptr		Rebounds			PF	TP	A	TO	Blk	Stl	Min
		FG-FGA	FG-FGA	FT-FTA	FT-FTA	Off	Def	Tot							
14	Copeland, Isaac	f	4-9	1-3	0-2	2	7	9	1	9	1	0	1	1	36
15	Roby, Isaiah	f	3-5	0-0	5-6	4	6	10	3	11	1	1	3	0	32
05	Watson Jr., Glynn	g	2-12	2-5	2-2	0	1	1	3	8	1	1	1	0	31
13	Gill, Anton	g	3-5	2-4	0-0	0	2	2	1	8	2	0	0	1	26
24	Palmer Jr., James	g	10-19	2-6	4-6	0	4	4	2	26	5	1	0	0	35
00	Okeke, Duby		1-1	0-0	0-1	1	0	1	0	2	0	0	0	0	5
11	Taylor, Evan		1-2	0-0	2-2	0	2	2	1	4	3	0	0	1	22
12	Allen, Thomas		0-1	0-1	0-0	1	1	2	0	0	1	2	0	1	6
32	Tshimanga, Jordy		1-1	0-0	0-0	2	2	4	4	2	0	3	1	0	7
Team						0	0	0							
Totals			25-55	7-19	13-19	10	25	35	15	70	14	10	6	4	200

FG % 1st Half: 12-28 42.9% 2nd half: 13-27 48.1% Game: 25-55 45.5%
3FG % 1st Half: 4-10 40.0% 2nd half: 3-9 33.3% Game: 7-19 36.8%
FT % 1st Half: 2-5 40.0% 2nd half: 11-14 78.6% Game: 13-19 68.4%

Officials: Gene Steratore, Kelly Pfeifer, Eric Curry
Technical fouls: Maryland-None. Nebraska-None.
Attendance: 15908
Actual Attendance: 15,397

Score by periods	1st	2nd	Total
Maryland	32	34	66
Nebraska	30	40	70

	In	Off	2nd	Fast	Bench
Points	40	10	8	6	7
UMD	28	8	10	6	8
NEB					

Last FG - UMD 2nd-00:11, NEB 2nd-05:42.
Largest lead - UMD by 5 1st-06:57, NEB by 7 2nd-15:57.
UMD led for 07:42. NEB led for 27:31. Game was tied for 04:47.

Score tied - 7 times.
Lead changed - 8 times.

GAME 29 ILLINOIS 72, NEBRASKA 66

02/18/18 2:30 p.m. at State Farm Center; Champaign, Ill.

Nebraska 66 • 20-9, 11-5

#	Player	Total		3-Ptr		Rebounds			PF	TP	A	TO	Blk	Stl	Min
		FG-FGA	FG-FGA	FT-FTA	FT-FTA	Off	Def	Tot							
14	Copeland, Isaac	f	5-11	3-6	4-6	2	3	5	0	17	2	0	2	1	35
15	Roby, Isaiah	f	5-7	3-3	1-2	1	9	10	4	14	2	3	3	0	32
05	Watson Jr., Glynn	g	1-9	1-5	0-0	0	2	2	4	3	4	1	0	0	33
13	Gill, Anton	g	3-8	2-6	0-0	1	3	4	1	8	0	1	0	0	28
24	Palmer Jr., James	g	5-14	1-6	2-4	0	3	3	2	13	4	2	0	1	36
11	Taylor, Evan		2-2	0-0	2-3	0	0	3	2	6	1	0	0	1	18
12	Allen, Thomas		0-0	0-0	0-0	0	0	0	0	0	2	0	0	0	5
32	Tshimanga, Jordy		2-2	0-0	1-3	0	0	0	2	5	0	0	1	0	13
Team						1	1	2							
Totals			23-53	10-26	10-18	5	24	29	15	66	13	9	6	3	200

FG % 1st Half: 13-26 50.0% 2nd half: 10-27 37.0% Game: 23-53 43.4%
3FG % 1st Half: 6-16 37.5% 2nd half: 4-10 40.0% Game: 10-26 38.5%
FT % 1st Half: 4-8 50.0% 2nd half: 6-10 60.0% Game: 10-18 55.6%

Illinois 72 • 13-15, 3-12

#	Player	Total		3-Ptr		Rebounds			PF	TP	A	TO	Blk	Stl	Min
		FG-FGA	FG-FGA	FT-FTA	FT-FTA	Off	Def	Tot							
02	Nichols, Kipper	f	5-13	2-5	0-0	2	5	7	5	12	2	0	0	1	31
12	Black, Leron	f	11-18	3-4	3-3	1	6	7	2	28	0	2	0	1	31
01	Frazier, Trent	g	3-12	3-7	3-4	0	1	1	2	12	1	1	0	1	36
23	Jordan, Aaron	g	3-9	0-3	0-0	1	6	7	3	6	1	0	0	0	29
24	Alstork, Mark	g	1-2	0-0	0-0	2	1	3	1	2	3	1	1	0	19
03	Lucas, TeJon		1-4	0-0	0-1	2	2	4	1	2	6	2	0	0	22
04	Vesel, Matic		1-1	0-0	0-0	0	0	0	0	2	0	0	0	0	2
11	Eboigbodin, Greg		0-0	0-0	0-0	1	1	2	0	0	0	1	0	1	10
13	Smith, Mark		2-3	1-2	3-3	0	1	1	1	3	8	3	1	0	18
20	Williams, Da'Monte		0-0	0-0	0-0	0	1	1	0	0	0	0	0	0	2
Team						2	3	5							
Totals			27-62	9-21	9-11	11	27	38	19	72	16	8	2	3	200

FG % 1st Half: 18-29 62.1% 2nd half: 9-33 27.3% Game: 27-62 43.5%
3FG % 1st Half: 7-9 77.8% 2nd half: 2-12 16.7% Game: 9-21 42.9%
FT % 1st Half: 0-0 0.0% 2nd half: 9-11 81.8% Game: 9-11 81.8%

Officials: Terry Wymer, Mike Eades, Lewis Garrison
Technical fouls: Nebraska-None. Illinois-Vesel, Matic.
Attendance: 15544

Score by periods	1st	2nd	Total
Nebraska	36	30	66
Illinois	43	29	72

	In	Off	2nd	Fast	Bench
Points	26	11	0	11	11
NEB	26	5	9	2	12
ILL					

Last FG - NEB 2nd-00:20, ILL 2nd-02:00.
Largest lead - NEB by 5 2nd-14:04, ILL by 11 1st-06:30.
NEB led for 07:15. ILL led for 29:30. Game was tied for 03:15.

Score tied - 6 times.
Lead changed - 9 times.

GAME 30 NEBRASKA 66, INDIANA 57

02/20/18 8:07 p.m. at Pinnacle Bank Arena (Lincoln, Neb.)

Indiana 57 • 16-13, 9-8

#	Player	Total		3-Ptr		Rebounds			PF	TP	A	TO	Blk	Stl	Min
		FG-FGA	FG-FGA	FT-FTA	FT-FTA	Off	Def	Tot							
13	Morgan, Juwan	f	5-11	1-2	2-3	5	4	9	3	13	1	1	1	1	36
21	McSwain Jr., Freddie	f	2-2	0-0	0-0	0	0	0	2	4	0	0	0	0	14
04	Johnson, Robert	g	6-13	2-5	2-2	0	6	6	2	16	2	3	0	2	36
11	Green, Devonte	g	2-6	0-1	0-0	0	1	1	1	4	2	6	0	1	27
15	McRoberts, Zach	g	0-1	0-0	0-0	1	1	2	5	0	0	2	0	0	12
01	Durham, Aljami		0-3	0-2	0-0	0	3	3	3	0	1	1	1	1	17
02	Newkirk, Josh		2-5	0-3	0-0	1	2	3	1	4	4	3	0	0	28
03	Smith, Justin		7-11	0-0	2-4	4	4	8	3	16	0	1	0	1	25
30	Hartman, Collin		0-1	0-1	0-0	0	1	1	0	0	0	0	1	0	5
Team						0	0	0				2			
Totals			24-53	3-14	6-9	11	22	33	20	57	10	19	3	6	200

FG % 1st Half: 12-26 46.2% 2nd half: 12-27 44.4% Game: 24-53 45.3%
3FG % 1st Half: 1-6 16.7% 2nd half: 2-8 25.0% Game: 3-14 21.4%
FT % 1st Half: 1-2 50.0% 2nd half: 5-7 71.4% Game: 6-9 66.7%

Nebraska 66 • 21-9, 12-5

#	Player	Total		3-Ptr		Rebounds			PF	TP	A	TO	Blk	Stl	Min
		FG-FGA	FG-FGA	FT-FTA	FT-FTA	Off	Def	Tot							
14	Copeland, Isaac	f	5-13	1-5	2-2	1	3	4	3	13	1	3	0	0	33
15	Roby, Isaiah	f	4-7	1-2	2-4	5	4	9	4	11	2	2	1	0	35
05	Watson Jr., Glynn	g	3-7	1-4	1-1	1	0	1	2	8	5	2	0	2	32
13	Gill, Anton	g	2-6	1-4	0-0	1	0	1	0	5	2	0	0	2	22
24	Palmer Jr., James	g	6-12	1-3	2-5	2	2	4	3	15	3	3	0	2	33
11	Taylor, Evan		2-5	0-1	3-5	1	6	7	1	7	2	2	2	1	26
12	Allen, Thomas		1-3	1-3	0-0	0	0	0	0	3	0				

2018-19 NEBRASKA BASKETBALL

SEASON BOXSCORES



Isaac Copeland throws down two of his 17 points against Penn State. Copeland hit 6-of-10 shots and added 12 rebounds against the Nittany Lions.

GAME 31 NEBRASKA 76, PENN STATE 64

02/25/18 4:21 p.m. at Pinnacle Bank Arena (Lincoln, Neb.)

Penn State 64 • 19-12, 9-9

#	Player	FG-FGA	3-Ptr	Rebounds			PF	TP	A	TO	Blk	Stl	Min		
				FG-FGA	3-Ptr	FT-FTA								Off	Def
11	Stevens, Lamar	f	5-11	1-2	2-4	1	6	7	2	13	0	4	3	0	34
44	Moore, Julian	f	1-2	0-0	0-0	1	2	3	2	2	0	0	0	0	14
10	Carr, Tony	g	9-23	2-7	7-11	1	2	3	1	27	1	3	0	0	38
23	Reaves, Josh	g	1-8	0-3	1-2	2	5	7	3	3	3	3	0	7	37
33	Garner, Shep	g	5-8	1-4	0-0	0	2	2	3	11	2	1	0	2	30
03	Pierce, Satchel	g	0-1	0-0	0-0	1	0	1	2	0	0	0	0	0	4
04	Bostick, Nazeer	g	2-5	0-1	0-0	0	0	0	2	4	0	1	0	2	22
05	Wheeler, Jamari	g	1-1	0-0	2-2	2	0	2	3	4	0	0	0	0	15
21	Harrar, John	g	0-0	0-0	0-0	0	0	0	1	0	0	1	0	0	6
Team						2	1	3							
Totals			24-59	4-17	12-19	10	18	28	19	64	6	13	3	11	200

FG % 1st Half: 7-27 25.9% 2nd half: 17-32 53.1% Game: 24-59 40.7%
3FG % 1st Half: 1-6 16.7% 2nd half: 3-11 27.3% Game: 4-17 23.5%
FT % 1st Half: 2-4 50.0% 2nd half: 10-15 66.7% Game: 12-19 63.2%

Nebraska 76 • 22-9, 13-5

#	Player	FG-FGA	3-Ptr	Rebounds			PF	TP	A	TO	Blk	Stl	Min		
				FG-FGA	3-Ptr	FT-FTA								Off	Def
14	Copeland, Isaac	f	6-10	2-3	3-5	3	9	12	2	17	4	2	0	1	34
00	Okeke, Duby	c	0-0	0-0	0-0	0	2	2	0	0	0	0	1	0	4
11	Taylor, Evan	g	2-8	0-1	3-4	2	4	6	1	7	3	0	0	2	30
13	Gill, Anton	g	2-6	2-5	3-4	0	0	0	2	9	0	2	0	0	23
24	Palmer Jr., James	g	5-12	0-3	1-3	0	3	3	1	11	3	6	0	2	33
03	Laws, Malcolm	g	0-1	0-1	0-0	0	0	0	0	0	0	0	0	0	1
05	Watson Jr., Glynn	g	4-8	0-0	3-3	1	4	5	2	11	3	2	0	1	31
12	Allen, Thomas	g	0-0	0-0	0-0	0	1	1	0	0	0	0	0	0	4
15	Roby, Isaiah	g	5-6	0-0	3-4	5	2	7	5	13	3	1	1	0	28
32	Tshimanga, Jordy	g	4-6	0-0	0-0	1	4	5	1	8	0	0	1	0	12
Team						2	2	4							
Totals			28-57	4-13	16-23	14	31	45	14	76	16	15	3	6	200

FG % 1st Half: 14-32 43.8% 2nd half: 14-25 56.0% Game: 28-57 49.1%
3FG % 1st Half: 1-4 25.0% 2nd half: 3-9 33.3% Game: 4-13 30.8%
FT % 1st Half: 5-9 55.6% 2nd half: 11-14 78.6% Game: 16-23 69.6%

Officials: Lamont Simpson, Chris Beaver, Mike Eades
Technical fouls: Penn State-None. Nebraska-Palmer Jr., James.

Attendance: 15991

Actual Attendance: 15,539

Technical Fouls: Neb - 1 (16:08 2nd half)

Score by periods	1st	2nd	Total
Penn State	17	47	64
Nebraska	34	42	76

Points	In	Off	2nd	Fast	Bench
PSU	28	13	6	6	8
NEB	46	10	22	3	32

Last FG - PSU 2nd-00:02, NEB 2nd-02:14.
Largest lead - PSU None, NEB by 21 2nd-13:22.
PSU led for 00:00. NEB led for 39:25. Game was tied for 00:35.

Score tied - 1 time.
Lead changed - 0 times.

GAME 32 NO. 15 MICHIGAN 77, NEBRASKA 58

3/2/18 2:30pm at Madison Square Garden, New York, NY

Michigan 77

#	Player	FG-FGA	3-Ptr	Rebounds			PF	TP	A	TO	Blk	Stl	Min		
				FG-FGA	3-Ptr	FT-FTA								Off	Def
04	Livers, Isaiah	f	0-1	0-1	0-0	1	1	2	2	0	0	1	0	10	
13	Wagner, Moritz	f	9-16	2-4	0-0	3	10	13	3	20	1	2	2	1	33
01	Matthews, Charles	g	0-2	0-1	4-4	1	4	5	3	4	1	1	2	0	20
03	Simpson, Zavier	g	4-8	0-0	4-4	1	1	2	1	12	6	3	0	2	35
12	Abdur-Rahkman, M-A	g	7-13	5-5	2-3	1	3	4	2	21	1	1	0	0	36
02	Pooler, Jordan	g	1-9	0-3	0-0	1	0	1	1	2	2	1	0	1	16
05	Simmons, Jaaron	g	0-0	0-0	0-0	0	1	1	0	0	0	0	0	0	6
15	Teske, Jon	g	0-0	0-0	1-2	1	1	2	3	1	0	0	2	0	6
22	Robinson, Duncan	g	6-9	4-7	0-0	0	4	4	3	16	1	0	0	0	29
23	Watson, Ibi	g	0-2	0-2	1-2	2	1	3	1	1	0	0	0	0	7
31	Davis, Austin	g	0-1	0-0	0-0	1	0	1	0	0	0	0	0	0	1
55	Brooks, Eli	g	0-0	0-0	0-0	0	0	0	0	1	0	0	0	0	1
Team						1	2	3							
Totals			27-61	11-23	12-15	13	28	41	20	77	12	9	6	4	200

FG % 1st Half: 13-32 40.6% 2nd half: 14-29 48.3% Game: 27-61 44.3%
3FG % 1st Half: 6-13 46.2% 2nd half: 5-10 50.0% Game: 11-23 47.8%
FT % 1st Half: 2-4 50.0% 2nd half: 10-11 90.9% Game: 12-15 80.0%

Nebraska 58

#	Player	FG-FGA	3-Ptr	Rebounds			PF	TP	A	TO	Blk	Stl	Min		
				FG-FGA	3-Ptr	FT-FTA								Off	Def
14	Copeland, Isaac	f	2-9	0-2	1-2	1	3	4	2	5	0	0	0	0	33
15	Roby, Isaiah	f	4-9	1-3	7-8	0	7	7	3	16	1	4	5	0	35
24	Palmer Jr., James	f	3-9	1-3	9-11	0	1	1	4	16	2	2	1	1	35
05	Watson Jr., Glynn	g	4-12	2-4	0-0	1	3	4	4	10	2	2	0	1	25
13	Gill, Anton	g	2-8	0-3	2-2	0	5	5	3	6	0	1	0	0	36
03	Laws, Malcolm	g	0-0	0-0	0-0	0	0	0	0	0	0	0	0	0	1
04	Trueblood, Johnny	g	0-0	0-0	0-0	0	0	0	0	0	0	0	0	0	1
11	Taylor, Evan	g	0-4	0-1	3-4	2	2	4	1	3	0	1	1	1	20
12	Allen, Thomas	g	1-2	0-0	0-0	2	2	0	2	0	0	0	0	0	8
20	Borchardt, Tanner	g	0-0	0-0	0-0	0	0	0	0	0	0	0	0	0	1
23	Tshimanga, Jordy	g	0-0	0-0	0-0	0	0	0	0	1	0	0	1	0	4
34	Thorbjarnarson, Thor	g	0-0	0-0	0-0	0	0	0	0	0	0	0	0	0	1
Team						5	2	7							
Totals			16-53	4-16	22-27	11	23	34	18	58	5	10	8	3	200

FG % 1st Half: 7-30 23.3% 2nd half: 9-23 39.1% Game: 16-53 30.2%
3FG % 1st Half: 1-6 16.7% 2nd half: 3-10 30.0% Game: 4-16 25.0%
FT % 1st Half: 9-11 81.8% 2nd half: 13-16 81.3% Game: 22-27 81.5%

Officials: Terry Oglesby, Gene Sتراتore, Kelly Pfeifer
Technical fouls: Michigan-None. Nebraska-None.
Attendance: 14260

2018 BIG TEN MEN'S BASKETBALL TOURNAMENT

Score by periods	1st	2nd	Total
Michigan	34	43	77
Nebraska	24	34	58

Last FG - MICH 2nd-00:08, NEB 2nd-01:26.
Largest lead - MICH by 19 2nd-06:02, NEB by 4 1st-16:09.
MICH led for 35:07. NEB led for 03:53. Game was tied for 01:00.

Points	In	Off	2nd	Fast	Bench
MICH	30	12	15	2	20
NEB	20	12	9	0	5

Score tied - 1 time.
Lead changed - 3 times.

GAME 33 MISSISSIPPI STATE 66, NEBRASKA 59

03-14-18 8 PM at Starkville, Miss. (Humphrey Coliseum)

Nebraska 59 • 22-11

#	Player	FG-FGA	3-Ptr	Rebounds			PF	TP	A	TO	Blk	Stl	Min		
				FG-FGA	3-Ptr	FT-FTA								Off	Def
14	Copeland, Isaac	f	5-13	2-4	0-0	2	0	2	5	12	0	1	0	0	31
15	Roby, Isaiah	f	3-7	1-3	3-3	1	7	8	5	10	0	2	1	0	24
05	Watson Jr., Glynn	g	3-12	1-2	1-2	0	3	3	3	8	2	0	0	3	31
13	Gill, Anton	g	3-8	1-5	0-0	1	2	3	1	7	1	1	0	1	32
24	Palmer Jr., James	g	5-15	0-5	3-4	3	3	6	3	13	5	1	2	1	35
00	Okeke, Duby	g	1-1	0-0	0-0	0	0	1	1	1	2	0	0	0	5
11	Taylor, Evan	g	1-3	1-3	0-0	0	1	1	0	3	1	0	0	0	21
12	Allen, Thomas	g	0-0	0-0	0-0	0	0	0	0	0	0	0	0	0	8
32	Tshimanga, Jordy	g	2-6	0-0	0-0	2	1	3	0	4	0	0	1	1	13
Team						2	1	3							
Totals			23-65	6-22	7-9	11	19	30	18	59	10	5	4	6	200

1st - FG %: 5-18 27.8% 2nd: 6-13 46.2% 3rd: 6-14 42.9% 4th: 6-20 30.0% Game: 23-65 35.4%
3FG %: 1-4 25.0% 1-3 33.3% 4-8 50.0% 0-7 0.0% Game: 6-22 27.3%
FT %: 1-2 50.0% 3-4 75.0% 1-1 100.0% 2-2 100.0% 7-9 77.8%

Mississippi State 66 • 23-11

#	Player	FG-FGA	3-Ptr	Rebounds			PF	TP	A	TO	Blk	Stl	Min		
				FG-FGA	3-Ptr	FT-FTA								Off	Def
03	Xavian Stapleton	f	4-7	2-4	2-4	1	4	5	1	12	0	0	1	1	32
24	Abdul Ado	f	6-15	0-0	3-4	6	3	9	2	15	1	0	1	0	27
01	Lamar Peters	g	0-3	0-3	0-0	0	4	4	1	0	14	2	0	0	35
11	Q Weatherspoon	g	2-6	1-4	3-4	0	7	7	3	8	0	4	0	0	33
23	Tyson Carter	g	3-10	1-4	2-2	0	3	3	0	9	1	1	0	1	31
02	Eli Wright	g	1-5	0-1	0-0	0	4	4	2	2	0	2	1	0	18
22	KeyShawn Feazell	g	2-2	0-0	0-0	0	1	0	1	0	2	0	0	0	5
35	Aric Holman	g	6-9	2-2	2-4	7	3	10	2	16	0	3	4	0</	



RECORDS

DAVE HOPPEN



CAREER POINTS (TOP 60 SCORERS)

Table with columns: No., Player, Seasons, G, FG-FGA (Pct.), FT-FTA (Pct.), Points (3pt.), Avg. Lists top 60 scorers.

*Records kept only since 1948. NOTE: Year listed is for the second half of the season played, i.e., 82 would be for the 1981-82 season.

() Number in parenthesis following point total indicates number of career 3-point field goals made.

SINGLE-GAME POINTS (all games over 30 points)

Table with columns: No., Player, Opponent (Date), Points. Lists 53 players and their single-game high-scoring performances.

SINGLE-GAME POINTS, FRESHMAN

Table with columns: No., Player, Points, Opponent, Date. Lists 6 freshman players and their debut scoring games.

POINTS - GAME

Overall:
 42, Eric Piatkowski, vs. Oklahoma,
 at Kansas City, March 11, 1994 (B8T)

At Home:
 41, Aleks Maric, vs. Kansas State, Feb. 13, 2007

Away:
 37, Aleks Maric, at Iowa State, Feb. 15, 2006

Neutral:
 42, Eric Piatkowski, vs. Oklahoma,
 at Kansas City, March 11, 1994 (B8T)

Half:
 24, James Palmer Jr. vs. Maryland, Feb. 13, 2018 (2nd)
 24, Aleks Maric, vs. Missouri, Feb. 13, 2008 (2nd)
 24, Tyronn Lue, vs. Virginia, Dec. 27, 1997 (2nd)
 24, Dave Hoppen, vs. South Dakota, Dec. 1, 1984 (1st)
 24, Jerry Fort, vs. Missouri, Feb. 22, 1975 (2nd)

Losing Effort:
 38, Tom Russell, vs. Kansas, Feb. 21, 1962

Freshman:
 30, Tyronn Lue, vs. Oregon, Nov. 25, 1995

Sophomore:
 37, Aleks Maric, at Iowa State, Feb. 15, 2006

Junior:
 41, Aleks Maric, vs. Kansas State, Feb. 13, 2007

Senior:
 42, Eric Piatkowski, vs. Oklahoma,
 at Kansas City, March 11, 1994 (B8T)

Two Players:
 65, Eric Piatkowski (42) and Bruce Chubick (23),
 vs. Oklahoma, at Kansas City,
 March 11, 1994 (B8T)

By Opponent:
 46, Wilt Chamberlain, at Kansas, Feb. 8, 1958
 46, Joe Scott, at Missouri, March 6, 1961
 46, George Stone, Marshall, March 13, 1967 (NIT)

By Opponent, Half:
 28, Jim McKean, Washington St., Dec. 12, 1966

By Opponent, Two Players:
 70, George Stone (46) and Danny D'Antoni (24),
 Marshall, March 13, 1967 (NIT)

Overall:
 704, Dave Hoppen, 1984-85 (30 games)

Conference:
 349, Tyronn Lue, 1997-98 (16 games)

Average:
 23.5, Dave Hoppen, 1984-85 (704 in 30 games)

Conference Average:
 23.0, Dave Hoppen, 1984-85 (322 in 14 games)

Freshman:
 445, Dave Hoppen, 1982-83 (32 games)

Sophomore:
 603, Tyronn Lue, 1996-97 (32 games)

Junior:
 704, Dave Hoppen, 1984-85 (30 games)

Senior:
 646, Eric Piatkowski, 1993-94 (31 games)

20-Point-or-Better Scoring Games:
 21, Dave Hoppen, 1984-85

Consecutive 20-Point-or-Better Scoring Games:
 10, Dave Hoppen, 1984-85

Consecutive Double-Figure Scoring Games by a Freshman:
 9, Joe McCray, Dec. 18, 2004 to Jan. 22, 2005
 and Feb. 8 to March 10, 2005

POINTS - CAREER

Overall:
 2,167, Dave Hoppen, 1983-86 (111 games)

Conference:
 1,055, Jerry Fort, 1973-76 (56 games)

Average:
 19.5, Dave Hoppen, 1983-86
 (2,167 in 111 games)

Conference Average:
 20.3, Dave Hoppen, 1983-86
 (975 in 48 games)

20-Point-or-Better Scoring Games:
 56, Dave Hoppen, 1983-86

Consecutive Games in Double Figures:
 84, Dave Hoppen, March 11, 1983 to Feb. 1, 1986

FIELD GOALS - GAME

Made:
 16, Marvin Stewart, vs. Nevada,
 Dec. 14, 1970 (24 attempts)

Conference Made:
 15, Aleks Maric, vs. Iowa State, Feb. 28, 2007
 15, Jerry Fort, three times

Attempted:
 34, by several players

No Misses:
 9, Chuck Jura, vs. Iowa, Dec. 5, 1970
 9, Dave Hoppen, vs. S. Illinois, Nov. 26, 1985
 9, Venson Hamilton, vs. Iowa St., Feb. 3, 1996
 9, Mikki Moore at Nevada, March 18, 1997 (NIT)
 9, Ade Dagunduro vs. UMBC, Dec. 23, 2008

No Misses, Conference Game:
 9, Venson Hamilton, vs. Iowa St., Feb. 3, 1996

Consecutive Made (Multiple Games):
 15, Ade Dagunduro, Dec. 20 to Dec. 30, 2008 (3 games)

Opponent Made:
 20, George Stone, Marshall,
 March 13, 1967 (NIT, 38 attempts)

Opponent Attempted:
 38, George Stone, Marshall,
 March 13, 1967 (NIT, 20 made)

Opponent Made, No Misses:
 11, Lanny Van Eman, at Wichita St., Dec. 4, 1961

FIELD GOALS - SEASON

Made:
 270, Dave Hoppen, 1984-85 (418 attempts)

Conference Made:
 132, Jerry Fort, 1974-75 (294 attempts)

Attempted:
 547, Tyronn Lue, 1997-98 (240 made)

Conference Attempted:
 294, Jerry Fort, 1974-75 (132 made)

Percentage*:
 .672, Larry Cox, 1975-76 (133-198)

Conference Percentage*:
 .648, Dave Hoppen, 1984-85 (127-196)

Freshman Percentage:
 .563, Mike Naderer, 1977-78 (63-112)

*Minimum 5 attempts per team game

FIELD GOALS - CAREER

Made:
 804, Dave Hoppen, 1983-86 (1,341 attempts)

Conference Made:
 438, Jerry Fort, 1973-76 (1,018 attempts)

Attempted:
 1,793, Jerry Fort, 1973-76 (777 made)

Conference Attempted:
 1,018, Jerry Fort, 1973-76 (438 made)

Percentage*:
 .625, Larry Cox, 1974-76 (270-432)

Conference Percentage:**
 .619, Larry Cox, 1974-76 (159-257)

*Minimum 400 attempts; **Minimum 200 attempts

3-PT. FIELD GOALS - GAME

Made:
 8, Cary Cochran, vs. Baylor, Feb. 27, 2002 (13 att.)

Conference Made:
 8, Cary Cochran, vs. Baylor, Feb. 27, 2002 (13 att.)

Attempted:
 16, Ray Gallegos, at Michigan, Jan. 9, 2013 (4 made)



Nebraska's all-time leading scorer and the only player in school history with more than 2,000 career points, Dave Hoppen was the first Husker player to have his jersey (42) retired.

Percentage*:

- 1.000, Ryan Anderson (5-5), at Rutgers, Dec. 2, 2006
- 1.000, Brian Conklin (5-5), vs. Missouri, Feb. 7, 2004
- 1.000, Cary Cochran (5-5), at Missouri, Jan. 6, 2001

Conference Percentage*:

- 1.000, Brian Conklin (5-5), vs. Missouri, Feb. 7, 2004
- 1.000, Cary Cochran (5-5), at Missouri, Jan. 6, 2001

Opponent Made:

- 8, Obi Muonelo, Oklahoma State, March 5, 2007 (11 att.)
- 8, Josh Carter, Texas A&M, Feb. 10, 2007 (11 att.)
- 8, Devin Brown, UT-San Antonio, Nov. 28, 2001 (13 att.)
- 8, Eric Martin, at Oklahoma, Jan. 20, 1999 (10 att.)
- 8, Jerald Brown, Texas A&M, Jan. 11, 1997 (10 att.)
- 8, Randy Rutherford, Oklahoma State, Feb. 1, 1995 (14 att.)
- 8, Dave Sieger, at Oklahoma, Feb. 21, 1987 (13 att.)

Opponent Attempted:

- 17, Dominick Young, at Fresno State, March 22, 1996 (5 made)

Opponent, No Misses:

- 6, Craig Michaelis, at Miami (Ohio), Nov. 27, 1989

*Minimum 5 attempts

3-PT. FIELD GOALS - SEASON

Made:

- 89, Cary Cochran, 2001-02 (207 att.)

Conference Made:

- 53, Cary Cochran, 2001-02 (121 att.)

Freshman Made:

- 80, Joe McCray, 2004-05 (226 att.)

Attempted:

- 271, Ray Gallegos, 2012-13 (83 made)

Conference Attempted:

- 166, Ray Gallegos, 2012-03 (49 made)

Percentage*:

- .559, Brian Conklin, 2003-04 (66-118)

Conference Percentage*:

- .617, Brian Conklin, 2003-04 (37-60)

Freshman Percentage*:

- .463, Jay-R Strowbridge, 2006-07 (25-54)

Consecutive Games 3-Point Goal Scored:

- 35, Cary Cochran, Dec. 20, 2000 to Jan. 5, 2002

*Minimum 1.5 attempts per team game

3-PT. FIELD GOALS - CAREER

Made:

- 268, Cary Cochran, 1999-02 (630 att.)

Conference Made:

- 156, Cary Cochran, 1999-02 (356 att.)

Attempted:

- 630, Cary Cochran, 1999-02 (268 made)

Conference Attempted:

- 356, Cary Cochran, 1999-02 (156 made)

Percentage:

- .431, Brian Conklin, 2001-04 (173-401)

Conference Percentage:

- .463, Henry T. Buchanan, 1987-88 (38-82)

FREE THROWS - GAME

Made:

- 18, David Ponce, at Creighton, Dec. 4, 1982 (19 att.)

Conference Made:

- 16, Tom Russell, vs. Kansas, Feb. 21, 1962 (17 att.)

Attempted:

- 25, Aleks Maric, vs. Kansas State, Feb. 13, 2007 (15 made)

Conference Attempted:

- 25, Aleks Maric, vs. Kansas State, Feb. 13, 2007 (15 made)

No Misses:

- 15, Shavon Shields, vs. Illinois, Feb. 12, 2014
- 15, Jack Moore, vs. Oklahoma St., Feb. 10, 1982

Opponent Made:

- 18, Wilt Chamberlain, at Kansas, Feb. 8, 1958 (23 att.)

Opponent Attempted:

- 23, Wilt Chamberlain, at Kansas, Feb. 8, 1958 (18 made)

Opponent Made, No Misses:

- 15, John Crawford, Iowa State, at Kansas City Dec. 29, 1956 (Holiday Tournament)
- 15, Kyle Randall, Central Michigan, Dec. 22, 2012

FREE THROWS - SEASON

Made:

- 184, Jack Moore, 1979-80 (211 att.)

Conference Made:

- 98, James Palmer Jr., 2017-18 (131 att.)

Attempted:

- 227, Kimani Ffriend, 1999-00 (115 made)

Conference Attempted:

- 132, Aleks Maric, 2006-07 (88 made)

Percentage*:

- .939, Jack Moore, 1981-82 (123-131)

Conference Percentage*:

- .938, Jack Moore, 1981-82 (60-64)

Freshman Percentage*:

- .837, Eric Piatkowski, 1990-91 (72-86)

Consecutive Made:

- 39, Jack Moore, Jan. 27 to Feb. 15, 1982

*Minimum 2 attempts per team game

FREE THROWS - CAREER

Made:

- 559, Dave Hoppen, 1983-86 (724 att.)

Conference Made:

- 267, Dave Hoppen, 1983-86 (338 att.)

Attempted:

- 724, Dave Hoppen, 1983-86 (559 made)

Conference Attempted:

- 371, Aleks Maric, 2005-08 (254 made)

Percentage*:

- .901, Jack Moore, 1979-82 (446-495)

Conference Percentage*:

- .877, Jack Moore, 1979-82 (185-211)

*Minimum 200 attempts

REBOUNDS - GAME

Rebounds:

- 26, Bill Johnson, vs. Iowa State, Jan. 4, 1954

Half:

- 15, Carl McPipe, vs. California-Davis, Dec. 16, 1977 (1st)

Two Players:

- 39, Leroy Chalk (20) and Chuck Jura (19), vs. Colorado, March 6, 1971

Opponent:

- 24, Bill Bridges, Kansas, twice
- 24, Andy Hopson, at Oklahoma St., Jan. 26, 1974

Opponent Two Players:

- 39, Dave DeBusschere (23) and Charlie North (16) at Detroit, Dec. 17, 1960

REBOUNDS - SEASON

Overall:

- 335, Aleks Maric, 2007-08 (33 games)
- 335, Venson Hamilton, 1998-99 (33 games)

Conference:

- 186, Aleks Maric, 2007-08 (16 games)

Freshman:

- 169, Aleks Maric, 2004-05 (27 games)

Average:

- 11.7, Chuck Jura, 1971-72 (305 in 26 games)

Conference Average:

- 11.6, Aleks Maric, 2007-08 (186 in 16 games)



Eric Piatkowski helped Nebraska to four straight NCAA Tournament appearances in the early 1990s and posted 1,934 career points to rank second on the Nebraska scoring chart.



Brian Carr holds the Husker career assist record with 682 and is more than 200 assists ahead of second place.

REBOUNDS - CAREER

Overall:
 1,080, Venson Hamilton, 1996-99 (129 games)
Conference:
 574, Aleks Maric, 2005-08 (64 games)
Average:
 10.4, Rex Ekwall, 1955-57 (679 in 65 games)
Conference Average:
 10.5, Leroy Chalk, 1969-71 (442 in 42 games)

ASSISTS - GAME

Assists:
 18, Brian Carr, at Evansville, Jan. 3, 1985
Conference*:
 13, Brian Carr, vs. Missouri, Jan. 28, 1987
Half:
 10, Brian Carr, at Evansville, Jan. 3, 1985 (2nd)
 10, Charles Richardson Jr., at Rutgers,
 Dec. 2, 2006 (2nd)

Opponent:
 18, Tom Kivisto, Kansas, at Kansas City,
 Dec. 29, 1973 (Big Eight Holiday Tournament)
 *Note: Carr had 14 assists at Kansas in a Big Eight Tournament
 game, March 5, 1985.

ASSISTS - SEASON

Assists:
 237, Brian Carr, 1984-85 (30 games)
Conference:
 113, Brian Carr, 1984-85 (14 games)
Freshman:
 144, Tyronn Lue, 1995-96 (35 games)
Average:
 7.90, Brian Carr, 1984-85 (237 in 30 games)
Conference Average:
 8.10, Brian Carr, 1984-85 (113 in 14 games)

ASSISTS - CAREER

Assists:
 682, Brian Carr, 1984-87 (123 games)
Conference:
 297, Brian Carr, 1984-87 (56 games)
Average:
 5.54, Brian Carr, 1984-87 (682 in 123 games)

Conference Average:
 5.30, Brian Carr, 1984-87 (297 in 56 games)
 Note: Assist records available only since 1974.

STEALS - GAME

Steals:
 8, Greg Downing, vs. UMKC, Dec. 8, 1982
 8, Cookie Belcher, at Texas Tech, Feb. 20, 1999
 8, Venson Hamilton, vs. Texas Tech,
 March 4, 1999 (B12T)
 8, Cookie Belcher, vs. Oklahoma St., Feb. 7, 2001
Conference:
 8, Cookie Belcher, at Texas Tech, Feb. 20, 1999
 8, Cookie Belcher, vs. Oklahoma St., Feb. 7, 2001
Opponent:
 8, Alvin Robertson, at Arkansas, Jan. 3, 1983
 8, Dominick Young, at Fresno St., March 22, 1996
 8, Jose Winston, Colorado, Jan. 23, 1999

STEALS - SEASON

Steals:
 102, Cookie Belcher, 1998-99 (32 games)
Freshman:
 87, Cookie Belcher, 1996-97 (33 games)

STEALS - CAREER

Steals:
 353, Cookie Belcher, 1997-2001 (131 games)
Conference:
 163, Cookie Belcher, 1997-2001 (64 games)
 Note: Steal statistics available only since 1978.

BLOCKS - GAME

Blocks:
 9, Mikki Moore, vs. Coppin State, Dec. 6, 1996
Conference:
 7, Rich King, at Oklahoma State, Jan. 20, 1990
 7, Kimani Ffriend, at Kansas St., Jan. 30, 2001
 7, John Turek, vs. Colorado, March 2, 2005
Opponent:
 8, Mike Watkins, Penn State, March 8, 2017 (B1G)
 8, Walter Downing, DePaul, March 28, 1983 (NIT)
 8, John Flippen, Baylor, March 9, 2000 (B12)
 8, Diamond Stone, Maryland, Feb. 3, 2016

BLOCKS - SEASON

Blocks:
 91, Derrick Chandler, 1991-92 (29 games)
Conference:
 43, Venson Hamilton, 1998-99 (16 games)
Freshman:
 41, Jorge Brian Diaz, 2009-10 (33 games)

BLOCKS - CAREER

Blocks:
 241, Venson Hamilton, 1996-99 (129 games)
Conference:
 106, Venson Hamilton, 1996-99 (59 games)
 Note: Blocked shot statistics available only since 1978.

MINUTES PLAYED - GAME

Minutes Played:
 60, Jack Moore and Andre Smith,
 vs. UAB, Dec. 22, 1979 (4OT)

PLAYING TIME - SEASON

Games Played:
 35, Terrance Badgett, Bernard Garner,
 Tyronn Lue, Mikki Moore, Erick Strickland, 1995-96
Games Started:
 34, Beau Reid, Clifford Scales, 1990-91
 34, Jaron Boone, Bernard Garner, Tyronn Lue,
 Erick Strickland, 1995-96
 34, Andrew White III, Benny Parker, 2015-16
Minutes Played:
 1,237, Ray Gallegos, 2012-13 (33 games)
Conference Minutes Played:
 694, Ray Gallegos, 2012-13 (18 games)
Minutes Played Per Game:
 38.5, Dave Hoppen, 1984-85 (1,155 in 30 games)
Conference Minutes Played Per Game:
 39.1, Dave Hoppen, 1984-85 (548 in 14 games)

PLAYING TIME - CAREER

Games Played:
 131, Cookie Belcher, 1997-2001
Consecutive Games Played:
 130, Benny Parker, 2013-16
Games Started:
 128, Cookie Belcher, 1997-2001 (131 games)
Consecutive Games Started:
 111, Dave Hoppen, 1983-86
Minutes Played:
 4,095, Cookie Belcher, 1997-2001 (131 games)
Conference Minutes Played:
 2,230, Shavon Shields, 2013-16 (68 games)
Minutes Played Per Game, Four-Year Career:
 33.4, Dave Hoppen, 1983-86 (3,711 in 111 games)
Minutes Played Per Game, Three-Year Career:
 34.5, Andre Smith, 1979-81 (2,901 in 84
 games; minutes not available for Smith's
 freshman year, 1978)
Minutes Played Per Game, Two-Year Career:
 33.3, Stan Cloudy, 1983-84 (2,066 in 62 games)
Conference Minutes Played Per Game:
 35.5, Tyronn Lue, 1996-98 (1,633 in 46 games)

POINTS - GAME

Overall:
117, vs. Oklahoma (113), at Kansas City, Mo., March 8, 1991 (OT, B8T); vs. Harvard (79), Dec. 1, 1989

Conference:
111, at Oklahoma (99), Jan. 26, 1991; at Oklahoma (115), Feb. 14, 1994 (OT)

Home Court:
117, vs. Harvard (79), Dec. 1, 1989

Opponent's Court:
111, at Oklahoma (99), Jan. 26, 1991
111, at Oklahoma (115), Feb. 14, 1994 (OT)

Neutral Court:
117, vs. Oklahoma (113), at Kansas City, Mo., March 8, 1991 (OT, B8T)

First Half:
64, vs. Tennessee Tech, Dec. 14, 1990

Second Half:
66, vs. Oklahoma, Feb. 16, 1991

Both Teams:
230, at Oklahoma (133), Nebraska (97), Feb. 21, 1987
230, Nebraska (117), Oklahoma (113), at Kansas City, Mo., March 8, 1991 (OT, B8T)

Losing Effort:
111, at Oklahoma (115), Feb. 14, 1994 (OT)

Margin of Victory:
74, Nebraska (82), at Crete (8), Jan. 4, 1907

Margin of Defeat:
56, at Kansas (102), Nebraska (46), Feb. 8, 1958

Players Scoring in Double Figures:
8, at Oklahoma, Jan. 26, 1991,
[Tony Farmer (22), Carl Hayes (16), Beau Reid (14), Rich King (12), Jose Ramos (12), Eric Piatkowski (11), Keith Moody (11), Clifford Scales (10)]
8, vs. Appalachian State, Dec. 31, 1994,
[Erick Strickland (21), Jaron Boone (17), Mikki Moore (12), Chris Sallee (12), Tom Wald (11), Melvin Brooks (10), Terrance Badgett (10), Chester Surlis (10)]

Opponent:
133, at Oklahoma (NU 97), Feb. 21, 1987

Opponent, Half:
70, at Oklahoma, Feb. 21, 1987 (2nd)

POINTS - SEASON

Overall:
2,977, 1990-91 (34 games)

Conference:
1,267, 2017-18 (18 games)

Average:
87.6, 1990-91 (2,977 in 34 games)

Conference Average:
87.1, 1993-94 (1,219 in 14 games)

Opponent:
2,672, 1990-91 (34 games)

Opponent, Conference:
1,297, 1989-90 (14 games)

Opponent Average:
86.1, 1989-90 (2,410 points in 28 games)

Opponent Conference Average:
92.6, 1989-90 (1,297 in 14 games)

NU 100-Point Games:
7, 1990-91

Opponent 100-Point Games:
6, 1989-90

FIELD GOALS - GAME

Made:
51, vs. Nevada, Dec. 14, 1970 (81 att.)

Conference Made:
44, vs. Missouri, Jan. 28, 1967 (86 att.)

Attempted:
97, vs. Cal State Fullerton, Dec. 4, 1967 (41 made)

Conference Attempted:
83, vs. Oklahoma, Jan. 25, 1992 (28 made)

Percentage:
.750, vs. Nebraska-Omaha, Jan. 25, 1988 (42-56)

Conference Percentage:
.679, at Kansas, Feb. 5, 1980 (19-28)

Half Percentage:
.840, vs. Nebraska-Omaha, Jan. 25, 1988 (21-25, 1st)

Conference Half Percentage:
.833, vs. Iowa State, Feb. 21, 1985 (15-18, 2nd)

Opponent Made:
50, at Oklahoma, Feb. 21, 1987 (88 att.)

Opponent Attempted:
91, three times, most recently at Southern Utah, Nov. 30, 1991 (39 made)

Opponent Percentage:
.771, Kansas State, at Nebraska, Feb. 3, 1982 (27-35)

Opponent Half Percentage:
.857, Kansas State, at Nebraska, Feb. 3, 1982 (12-14, 1st)

FIELD GOALS - SEASON

Made:
1,081, 1990-91 (2,185 att.)

Conference Made:
439, 1997-98 (976 att.)

Attempted:
2,185, 1990-91 (1,081 made)

Conference Attempted:
995, 2017-18 (432 made)

Percentage:
.514, 1983-84 (786-1,529)

Conference Percentage:
.511, 1982-83 (346-677)

Opponent Percentage:

.521, 1979-80 (856-1,644)

Opponent Conference Percentage:
.530, 1979-80 (366-694)

3-PT. FIELD GOALS - GAME

Made:
18, vs. Kansas, Feb. 24, 2002 (37 att.)

Attempted:
37, vs. Kansas, Feb. 24, 2002 (18 made)

Percentage*:
.750, vs. Texas-Pan American, Dec. 2, 2009 (9-12)

Conference Percentage*:
.667, at Kansas State, Feb. 17, 2010 (14-21)

Opponent Made:
17, at Oklahoma, Feb. 21, 1987 (27 att.)

Opponent Attempted:
37, Baylor, Feb. 14, 1998 (9 made)

Opponent Percentage*:
.765, at Kansas State, Jan. 10, 1987 (13-17)

*Minimum 10 attempts

3-PT. FIELD GOALS - SEASON

Made:
267, 2001-02 (729 att.)

Conference Made:
167, 2001-02 (447 att.)

Attempted:
729, 2001-02 (267 made)

Conference Attempted:
447, 2001-02 (167 made)

Percentage:
.397, 2009-10 (217-547)

Conference Percentage:
.413, 1986-87 (52-126)

Opponent Percentage:
.423, 1986-87 (143-338)

Opponent Conference Percentage:
.500, 1986-87 (59-118)



Before leaving a year early for the NBA Draft, Tyrone Lue led NU to three postseason tournament appearances. He ranks ninth on the Nebraska career scoring chart and fourth in career assists and was inducted into the Nebraska Basketball Hall of Fame in 2013.

FREE THROWS - GAME

Made:
 43, vs. Texas, Jan. 3, 1996 (59 att.)
Attempted:
 60, vs. Kansas State, Jan. 11, 1954 (36 made)
No Misses:
 17, at Oklahoma State, Jan. 31, 1979
No Misses, Half:
 17, vs. Oklahoma, at Kansas City,
 March 8, 1991 (1st, B8T)
Consecutive Made:
 25 vs. Oklahoma, at Kansas City, Dec. 28, 1967
Opponent Made:
 44, Oklahoma State, at Nebraska, Feb. 14, 1990 (52 att.)
Opponent Attempted:
 52, Oklahoma St., at Nebraska, Feb. 14, 1990 (44 made)
Opponent No Misses:
 16, at Kansas State, Jan. 26, 1980

FREE THROWS - SEASON

Made:
 690, 1990-91 (981 att.)
Conference Made:
 301, 1990-91 (417 att.)
Attempted:
 981, 1990-91 (690 made)
Conference Attempted:
 417, 1990-91 (301 made)
Percentage:
 .767, 2011-12 (335-437)
Conference Percentage:
 .782, 1993-94 (258-330)
Consecutive Made:
 34, 1985-86 (last 13 at Oklahoma, Jan. 29;
 first 21 at Colorado, Feb. 1)
Opponent Percentage:
 .750, 1979-80 (389-519)
Opponent Conference Percentage:
 .800, 1979-80 (179-212)

REBOUNDS - GAME

Rebounds:
 77, vs. Kansas State, Feb. 18, 1957
Opponent:
 77, at Kansas, Feb. 23, 1957

REBOUNDS - SEASON

Rebounds:
 1,454, 1990-91 (34 games)
Conference:
 655, 1959-60 (14 games)
Average:
 48.8, 1959-60 (1,170 in 24 games)
Conference Average:
 46.8, 1959-60 (655 in 14 games)
Highest Margin:
 +6.6, 1990-91 (42.8-36.2)
Opponent Average:
 49.6, 1959-60 (1,191 in 24 games)

ASSISTS - GAME

Assists:
 36, vs. Montana State, Dec. 23, 1977
Conference:
 31, vs. Iowa State, Feb. 4, 1973
Opponent:
 36, at Oklahoma, Feb. 21, 1987

ASSISTS - SEASON

Assists:
 696, 1990-91 (34 games)
Conference:
 289, 1984-85 (14 games)
Average:
 20.5, 1984-85 (615 in 30 games)
Conference Average:
 20.6, 1984-85 (289 in 14 games)
Opponent:
 579, 1990-91 (34 games)
Opponent Conference:
 309, 1989-90 (14 games)
 Note: Assist statistics available only since 1974.

TURNOVERS - GAME

Fewest:
 2, vs. Purdue, Jan. 16, 2013
Most:
 31, at Creighton, Dec. 11, 2005
Fewest by Opponent:
 4, at Evansville, Jan. 3, 1985
 4, Western Kentucky, March 14, 1986 (NCAA)
 4, Missouri, March 10, 2010 (B12T)
Most by Opponent:
 35, Denver, at Nebraska, Nov. 26, 1982

TURNOVERS - SEASON

Fewest:
 302, 1981-82 (28 games)
Fewest Conference:
 132, 1981-82 (14 games)
Most:
 627, 1995-96 (35 games)
Most Conference:
 310, 1999-00 (16 games)
Fewest Per Game:
 10.7, 2012-13 (352 in 33 games)
Most Per Game:
 19.3, 1999-00 (579 in 30 games)
Fewest Opponent:
 363, 1985-86 (30 games)
Fewest Opponent Conference:
 168, 1984-85 (14 games)
Most Opponent:
 618, 1990-91 (34 games)
Most Opponent Conference:
 291, 1998-99 (16 games)
 Note: Turnover statistics available only since 1978.

BLOCKED SHOTS - GAME

Most:
 15, vs. Coppin State, Dec. 6, 1996
Conference:
 14, at Northwestern, Jan. 2, 2018
Opponent:
 17, at Iowa State, Jan. 25, 2003

BLOCKED SHOTS - SEASON

Most:
 202, 1996-97 (33 games)
Conference:
 95, 2017-18 (18 games)
Opponent:
 144, 2002-03 (30 games)
Opponent Conference:
 95, 2002-03 (16 games)
 Note: Blocked shot statistics available only since 1978.

STEALS - GAME

Steals:
 23, vs. Texas Tech, March 4, 1999 (B12T)
Conference:
 21, vs. Texas, Jan. 10, 1999
Opponent:
 20, at Oklahoma, Jan. 14, 1993

STEALS - SEASON

Steals:
 359, 1998-99 (33 games)
Conference:
 166, 1998-99 (16 games)
Opponent:
 327, 1995-96 (35 games)
Opponent Conference:
 165, 1991-92 (14 games)
 Note: Steal statistics available only since 1978.

GAMES PLAYED - SEASON

Played:
 35, 1995-96 (21-14)
Victories:
 26, 1990-91 (8 losses)
Conference Victories:
 13, 2017-18 (13-5)
Home Victories:
 17, 2010-11 (2 losses)
 17*, 2007-08 (3 losses)
 17, 1982-83 (1 loss)
 * game at Qwest Center Omaha considered home game
Road Victories:
 12, 1990-91 (7 losses)
Percentage:
 .933, 1911-12 (14-1)
Conference Percentage:
 1.000, 1911-12 (8-0)
 1.000, 1912-13 (10-0)
 1.000, 1913-14 (7-0)
 1.000, 1915-16 (12-0)
Losses:
 19, 1962-63 (6 wins); 1999-2000 (11 wins);
 2002-03 (11 wins); 2016-17 (12 wins)
Conference Losses:
 14, 2009-10 (2 wins); 2011-12 (4 wins)
Home Losses:
 9, 1931-32 (1 win); 1962-63 (4 wins)
Road Losses:
 13, 1951-52 (0 wins)
 13, 1963-64 (1 win)
 13, 1999-00 (1 win)
 13, 2002-03 (3 wins)
Overtime Games:
 4, 1955-56 (won 3)
 4, 1979-80 (won 3)
 4, 1986-87 (won 4)
 4, 1996-97 (won 2)
 4, 2007-08 (won 1)
Overtimes, Single Game:
 4, Nebraska 92, UAB 84, at Nebraska, Dec. 22, 1979

N 2018-19 NEBRASKA BASKETBALL

SINGLE-SEASON RECORDS

POINTS SCORED

1.	Dave Hoppen (1985)	704
2.	Tyronn Lue (1998)	678
3.	Eric Piatkowski (1994)	646
4.	Tyronn Lue (1997)	603
5.	Andre Smith (1980)	600
6.	Dave Hoppen (1984)	598
7.	Terran Petteway (2014)	579
8.	James Palmer Jr. (2018)	568
9.	Terran Petteway (2015)	564
10.	Andrew White III (2016)	563

SCORING AVERAGE (min. 400 pts.)

	G	Pts.	Avg.	
1.	Dave Hoppen (1985)	30	704	23.5
2.	Dave Hoppen (1986)	19	420	22.1
3.	Eric Piatkowski (1994)	30	646	21.5
4.	Marvin Stewart (1971)	26	556	21.4
5.	Chuck Jura (1972)	26	551	21.2
6.	Tyronn Lue (1998)	32	678	21.2
7.	Jerry Fort (1975)	26	525	20.2
8.	Dave Hoppen (1984)	30	598	19.9
9.	Andre Smith (1980)	31	600	19.4
10.	Stuart Lantz (1968)	25	482	19.3

FIELD GOALS MADE

1.	Dave Hoppen (1985)	270
2.	Tyronn Lue (1998)	240
3.	Andre Smith (1980)	237
4.	Eric Piatkowski (1994)	226
5.	Dave Hoppen (1984)	220
6.	Chuck Jura (1972)	220
7.	Jerry Fort (1975)	218
8.	Marvin Stewart (1971)	215
9.	Tyronn Lue (1997)	215
10.	Jerry Fort (1974)	207

FIELD GOALS ATTEMPTED

1.	Tyronn Lue (1998)	547
2.	Jerry Fort (1975)	508
3.	Jerry Fort (1974)	484
4.	Jim Buchanan (1952)	484
5.	Tyronn Lue (1997)	476
6.	Terran Petteway (2015)	465
7.	Eric Piatkowski (1994)	456
8.	Jaron Boone (1995)	455
9.	Jerry Fort (1976)	452
10.	Tai Webster (2017)	435

FIELD GOAL PCT. (min. 5 att./team game)

	FG-FGA	Pct.	
1.	Larry Cox (1976)	133-198	672
2.	Dave Hoppen (1985)	270-418	646
3.	Kimani Ffriend (2001)	144-231	623
4.	Dave Hoppen (1986)	151-245	616
5.	Andre Smith (1980)	237-388	611
6.	Steffon Bradford (2001)	155-257	603
7.	Dave Hoppen (1984)	220-367	599
8.	Chuck Jura (1971)	181-306	592
9.	Pete Manning (1988)	111-188	590
10.	Andre Smith (1981)	185-314	589

3-POINT FIELD GOALS MADE

1.	Cary Cochran (2002)	89
2.	Andrew White III (2016)	87
3.	Ray Gallegos (2013)	83
4.	Joe McCray (2005)	80
5.	Cary Cochran (2001)	78
6.	Tyronn Lue (1998)	78
7.	Jaron Boone (1995)	70
8.	Terran Petteway (2015)	68
9.	Marcus Perry (2007)	67
10.	Brian Conklin (2004)	66

3-POINT FIELD GOALS ATTEMPTED

1.	Ray Gallegos (2013)	271
2.	Joe McCray (2005)	226
3.	Terran Petteway (2015)	217
4.	Andrew White III (2016)	211
5.	Tyronn Lue (1998)	209
6.	Cary Cochran (2002)	207
7.	Bo Spencer (2012)	185
8.	Jaron Boone (1995)	182
9.	Eric Piatkowski (1994)	172
10.	Jaron Boone (1996)	167

3-POINT PCT. (min. 25 made)

	3FG-Att.	Pct.	
1.	Brian Conklin (2004)	66-118	559
2.	Cary Cochran (2001)	78-165	473
3.	Jay-R Strowbridge (2007)	25-54	473
4.	Clifford Scales (1991)	26-57	456
5.	Henry T. Buchanan (1987)	28-62	452
6.	Eshaunte Jones (2010)	40-92	435
7.	Brian Conklin (2002)	65-150	433
8.	Ryan Anderson (2007)	48-111	432
9.	Cary Cochran (2002)	89-207	430
10.	Ryan Anderson (2010)	54-126	429

FREE THROWS MADE

1.	Jack Moore (1980)	184
2.	Terran Petteway (2014)	167
3.	Dave Hoppen (1985)	164
4.	James Palmer Jr. (2018)	163
5.	Dave Hoppen (1984)	158
6.	Aleks Maric (2007)	147
7.	Bob Gratopp (1969)	141
8.	Tom Russell (1962)	140
9.	Shavon Shields (2015)	139
10.	Tony Farmer (1991)	137

FREE THROWS ATTEMPTED

1.	Kimani Ffriend (2000)	227
2.	James Palmer Jr. (2018)	221
3.	Aleks Maric (2007)	216
4.	Kimani Ffriend (2001)	213
5.	Bill Johnson (1954)	212
6.	Jack Moore (1980)	211
7.	Dave Hoppen (1985)	210
8.	Dave Hoppen (1984)	208
9.	Aleks Maric (2008)	207
10.	Terran Petteway (2014)	204

FREE THROW PCT. (min. 2 att./game)

	FT-FTA	Pct.	
1.	Jack Moore (1982)	123-131	939
2.	Cary Cochran (2002)	71-77	9221
3.	Jack Moore (1981)	118-128	9219
4.	Bo Spencer (2012)	92-105	876
5.	Jack Moore (1980)	184-211	872
6.	David Ponce (1984)	67-77	870
7.	Nate Johnson (2004)	103-119	866
8.	Kent Reckewey (1973)	35-41	854
9.	Tom Baack (1966)	92-108	852
10.	Brian Carr (1986)	79-93	849

REBOUNDS

1.	Aleks Maric (2008)	335
2.	Venson Hamilton (1999)	335
3.	Venson Hamilton (1998)	315
4.	Chuck Jura (1972)	305
5.	Leroy Chalk (1971)	290
6.	Rich King (1991)	274
7.	Venson Hamilton (1997)	269
8.	Kimani Ffriend (2000)	263
9.	Aleks Maric (2007)	260
10.	Dave Hoppen (1985)	258

REBOUND AVG. (min. 175 rebounds)

	G	Reb.	Avg.	
1.	Chuck Jura (1972)	26	305	11.7
2.	Rex Ekwall (1955)	21	241	11.5
3.	Bill Johnson (1954)	21	236	11.2
4.	Leroy Chalk (1971)	26	290	11.1
5.	Rex Ekwall (1956)	21	224	10.7
6.	Aleks Maric (2008)	33	335	10.2
7.	Venson Hamilton (1999)	33	335	10.2
8.	Leroy Chalk (1969)	26	257	9.9
9.	Venson Hamilton (1998)	32	315	9.8
10.	Leroy Chalk (1970)	24	235	9.8

ASSISTS

1.	Brian Carr (1985)	237
2.	Brian Carr (1986)	201
3.	Charles Richardson Jr. (2007)	179
4.	Brian Carr (1987)	166
5.	Tyronn Lue (1998)	152
6.	Lance Jeter (2011)	145
7.	Jack Moore (1980)	145
8.	Tyronn Lue (1996)	144
9.	Cookie Belcher (1999)	138
10.	Tyronn Lue (1997)	136

ASSISTS PER GAME (min. 100 Assists)

	G	Assists	APG	
1.	Brian Carr (1985)	30	237	7.90
2.	Brian Carr (1986)	30	201	6.70
3.	Charles Richardson Jr. (2007)	31	179	5.77
4.	Brian Carr (1987)	33	166	5.03
5.	Tyronn Lue (1998)	32	152	4.75
6.	Jack Moore (1980)	31	145	4.68
7.	Jamar Johnson (1992)	28	130	4.64
8.	Lance Jeter (2011)	32	145	4.53
9.	Jamar Johnson (1994)	28	123	4.39
10.	Cookie Belcher (2001)	30	131	4.37

STEALS

1.	Cookie Belcher (1999)	102
2.	Erick Strickland (1995)	89
3.	Cookie Belcher (1997)	87
4.	Cookie Belcher (2001)	82
5.	Cookie Belcher (1998)	75
6.	Eric Johnson (1989)	68
7.	Venson Hamilton (1999)	67
8.	Brian Carr (1987)	67
9.	Clifford Scales (1991)	64
10.	Tyronn Lue (1998)	63

BLOCKED SHOTS

1.	Derrick Chandler (1992)	91
2.	Mikki Moore (1997)	88
3.	Kimani Ffriend (2000)	85
4.	Venson Hamilton (1999)	80
5.	Kimani Ffriend (2001)	74
6.	Mikki Moore (1996)	71
7.	Rich King (1991)	68
8.	Mikki Moore (1995)	67
9.	Venson Hamilton (1998)	66
10.	Isaiah Roby (2018)	63

MINUTES PLAYED

1.	Ray Gallegos (2013)	1,237
2.	Dylan Talley (2013)	1,173
3.	Dave Hoppen (1985)	1,155
4.	Tyronn Lue (1997)	1,150
5.	Tyronn Lue (1998)	1,149
6.	Jack Moore (1980)	1,143
7.	Andre Smith (1980)	1,141
8.	Charles Richardson Jr. (2007)	1,125
9.	Brian Carr (1985)	1,120
10.	Jaron Boone (1996)	1,105

POINTS

Table with 2 columns: Rank and Player (Year-Range) - Points. Top 10: Dave Hoppen (1983-86) 2,167; Eric Piatkowski (1991-94) 1,934; Jerry Fort (1973-76) 1,882; Andre Smith (1978-81) 1,717; Aleks Maric (2005-08) 1,630; Shavon Shields (2013-16) 1,630; Jaron Boone (1993-96) 1,609; Erick Strickland (1993-96) 1,586; Tyronn Lue (1996-98) 1,577; Cookie Belcher (1997-2001) 1,552.

SCORING AVERAGE (min. 675 Points)

Table with 3 columns: Rank, Player (Year-Range), G, Pts., Avg. Top 10: Dave Hoppen (1983-86) 111 G, 2,167 Pts., 19.5 Avg.; Terran Petteway (2014-15) 63 G, 1,143 Pts., 18.1 Avg.; Jerry Fort (1973-76) 105 G, 1,882 Pts., 17.9 Avg.; Tom Baack (1966-68) 75 G, 1,299 Pts., 17.3 Avg.; Marvin Stewart (1969-71) 75 G, 1,138 Pts., 17.2 Avg.; Stuart Lantz (1969-71) 75 G, 1,269 Pts., 16.9 Avg.; Chuck Jura (1970-72) 77 G, 1,255 Pts., 16.3 Avg.; Tyronn Lue (1996-98) 99 G, 1,577 Pts., 15.9 Avg.; Eric Piatkowski (1991-94) 123 G, 1,934 Pts., 15.7 Avg.; Andre Smith (1978-81) 114 G, 1,717 Pts., 15.1 Avg.

FIELD GOALS MADE

Table with 2 columns: Rank and Player (Year-Range) - Field Goals Made. Top 10: Dave Hoppen (1983-86) 804; Jerry Fort (1973-76) 777; Eric Piatkowski (1991-94) 676; Andre Smith (1978-81) 673; Aleks Maric (2005-08) 589; Jaron Boone (1993-96) 575; Rich King (1988-91) 564; Shavon Shields (2013-16) 562; Tyronn Lue (1996-98) 560; Carl McPipe (1976-79) 546.

FIELD GOALS ATTEMPTED

Table with 2 columns: Rank and Player (Year-Range) - Field Goals Attempted. Top 10: Jerry Fort (1973-76) 1,793; Eric Piatkowski (1991-94) 1,436; Dave Hoppen (1983-86) 1,341; Jaron Boone (1993-96) 1,327; Tyronn Lue (1996-98) 1,255; Shavon Shields (2013-16) 1,236; Erick Strickland (1993-96) 1,219; Larry Florence (1997-2000) 1,150; Andre Smith (1978-81) 1,148; Tom Baack (1966-68) 1,138.

FIELD GOAL PCT. (min. 400 att.)

Table with 3 columns: Rank, Player (Year-Range), FG-FGA, Pct. Top 10: Larry Cox (1974-76) 270-432 FG-FGA, .625 Pct.; Dave Hoppen (1983-86) 804-1,341 FG-FGA, .600 Pct.; Andre Smith (1978-81) 673-1,148 FG-FGA, .586 Pct.; Kimani Ffriend (2000-01) 267-460 FG-FGA, .580 Pct.; Rich King (1988-91) 564-1,000 FG-FGA, .564 Pct.; Bruce Chubick (1991-94) 303-540 FG-FGA, .561 Pct.; Mikki Moore (1994-97) 274-676 FG-FGA, .553 Pct.; Chuck Jura (1970-72) 500-910 FG-FGA, .549 Pct.; Bernard Day (1985-86) 309-567 FG-FGA, .545 Pct.; Pete Manning (1988-89) 242-446 FG-FGA, .543 Pct.

3-POINT FIELD GOALS MADE

Table with 2 columns: Rank and Player (Year-Range) - 3-Point Field Goals Made. Top 10: Cary Cochran (1999-2002) 268; Eric Piatkowski (1991-94) 202; Ryan Anderson (2007-10) 185; Jaron Boone (1993-96) 181; Erick Strickland (1993-96) 179; Brian Conklin (2001-04) 176; Ray Gallegos (2010-14) 158; Cookie Belcher (1997-2001) 146; Tyronn Lue (1996-98) 145; Paul Velander (2006-09) 128.

3-POINT FIELD GOALS ATTEMPTED

Table with 2 columns: Rank and Player (Year-Range) - 3-Point Field Goals Attempted. Top 10: Cary Cochran (1999-2002) 630; Eric Piatkowski (1991-94) 564; Ray Gallegos (2010-14) 517; Erick Strickland (1993-96) 512; Jaron Boone (1993-96) 501; Ryan Anderson (2007-10) 470; Cookie Belcher (1997-2001) 450; Brian Conklin (2001-04) 407; Tyronn Lue (1996-98) 407; Terran Petteway (2014-15) 364.

3-POINT FG PCT. (min. 100 att.)

Table with 3 columns: Rank, Player (Year-Range), 3FG-Att., Pct. Top 10: Brian Conklin (2001-04) 176-407 3FG-Att., .432 Pct.; Cary Cochran (1999-2002) 268-630 3FG-Att., .425 Pct.; Jay-R Strowbridge (2007-08) 50-122 3FG-Att., .410 Pct.; Clifford Scales (1988-91) 45-110 3FG-Att., .409 Pct.; Henry T. Buchanan (1987-88) 67-165 3FG-Att., .406 Pct.; Chris Cresswell (1990-92) 103-261 3FG-Att., .394 Pct.; Ryan Anderson (2007-10) 185-470 3FG-Att., .393 Pct.; Marcus Perry (2006-07) 98-249 3FG-Att., .393 Pct.; Eshaunte Jones (2010-2011) 68-172 3FG-Att., .390 Pct.; Paul Velander (2006-09) 128-329 3FG-Att., .389 Pct.

FREE THROWS MADE

Table with 2 columns: Rank and Player (Year-Range) - Free Throws Made. Top 10: Dave Hoppen (1983-86) 559; Aleks Maric (2005-08) 448; Jack Moore (1979-82) 446; Shavon Shields (2013-16) 429; Eric Piatkowski (1991-94) 380; Andre Smith (1978-81) 371; Venson Hamilton (1996-99) 360; Rich King (1988-91) 345; Erick Strickland (1993-96) 337; Jerry Fort (1973-76) 328.

FREE THROW ATTEMPTS

Table with 2 columns: Rank and Player (Year-Range) - Free Throw Attempts. Top 10: Dave Hoppen (1983-86) 724; Aleks Maric (2005-08) 679; Venson Hamilton (1996-99) 590; Shavon Shields (2013-16) 565; Andre Smith (1978-81) 562; Rich King (1988-91) 510; Jack Moore (1979-82) 495; Eric Piatkowski (1991-94) 489; Jerry Fort (1973-76) 486; Bill Johnson (1952-54) 484.

FREE THROW PCT. (min. 200 att.)

Table with 3 columns: Rank, Player (Year-Range), FT-FTA, Pct. Top 10: Jack Moore (1979-82) 446-495 FT-FTA, .901 Pct.; Tom Baack (1966-68) 247-297 FT-FTA, .832 Pct.; Brandon Richardson (2009-12) 230-278 FT-FTA, .827 Pct.; Brandon Ubel (2010-13) 240-299 FT-FTA, .803 Pct.; Brian Carr (1984-87) 230-287 FT-FTA, .801 Pct.; Nate Johnson (2003-04) 186-233 FT-FTA, .798 Pct.; Jamar Johnson (1992-94) 166-210 FT-FTA, .790 Pct.; Bob Gratopp (1968-70) 316-400 FT-FTA, .790 Pct.; Tyronn Lue (1996-98) 312-396 FT-FTA, .788 Pct.; Charles Richardson Jr. (2004-07) 156-200 FT-FTA, .780 Pct.

REBOUNDS (since 1952)

Table with 2 columns: Rank and Player (Year-Range) - Rebounds. Top 10: Venson Hamilton (1996-99) 1,080; Aleks Maric (2005-08) 1,015; Leroy Chalk (1969-71) 782; Dave Hoppen (1983-86) 773; Rich King (1988-91) 761; Andre Smith (1978-81) 753; Chuck Jura (1970-72) 740; Carl McPipe (1976-79) 723; John Turek (2002-05) 682; Rex Ekwall (1955-57) 679.

REBOUND AVG. (min. 400 rebounds)

Table with 3 columns: Rank, Player (Year-Range), G, Reb., Avg. Top 10: Rex Ekwall (1955-57) 65 G, 679 Reb., 10.4 Avg.; Leroy Chalk (1969-71) 76 G, 782 Reb., 10.3 Avg.; Chuck Jura (1970-72) 77 G, 740 Reb., 9.6 Avg.; Bill Johnson (1952-54) 65 G, 569 Reb., 9.5 Avg.; Tom Russell (1961-62) 49 G, 432 Reb., 8.8 Avg.; Herschell Turner (1958-60) 72 G, 626 Reb., 8.7 Avg.; Kimani Ffriend (2000-01) 58 G, 492 Reb., 8.5 Avg.; Aleks Maric (2005-08) 121 G, 1,015 Reb., 8.4 Avg.; Venson Hamilton (1996-99) 129 G, 1,080 Reb., 8.4 Avg.; Derrick Chandler (1992-93) 60 G, 490 Reb., 8.2 Avg.

ASSISTS (since 1974)

Table with 2 columns: Rank and Player (Year-Range) - Assists. Top 10: Brian Carr (1984-87) 682; Cookie Belcher (1997-2001) 477; Jaron Boone (1993-96) 446; Tyronn Lue (1996-98) 432; Erick Strickland (1993-96) 414; Charles Richardson Jr. (2004-07) 399; Jack Moore (1979-82) 382; Jamar Johnson (1992-94) 355; Clifford Scales (1988-91) 354; Beau Reid (1988-91) 344.

STEALS (since 1978)

Table with 2 columns: Rank and Player (Year-Range) - Steals. Top 10: Cookie Belcher (1997-2001) 353; Erick Strickland (1993-96) 257; Venson Hamilton (1996-99) 186; Clifford Scales (1988-91) 177; Ryan Anderson (2007-10) 166; Brian Carr (1984-87) 159; Tyronn Lue (1996-98) 154; Brandon Richardson (2009-12) 145; Benny Parker (2013-16) 137; Larry Florence (1997-2000) 137; Glynn Watson Jr. (2016-18) 137.

BLOCKED SHOTS (since 1978)

Table with 2 columns: Rank and Player (Year-Range) - Blocked Shots. Top 10: Venson Hamilton (1996-99) 241; Mikki Moore (1994-97) 236; Rich King (1988-91) 183; John Turek (2002-05) 163; Kimani Ffriend (2000-01) 159; Aleks Maric (2005-08) 145; Derrick Chandler (1992-93) 144; Wes Wilkinson (2003-06) 113; Jorge Brian Diaz (2010-12) 110; Isaiah Roby (2017-18) 88.

GAMES PLAYED

Table with 2 columns: Rank and Player (Year-Range) - Games Played. Top 10: Cookie Belcher (1997-2001) 131; Benny Parker (2013-16) 130; Venson Hamilton (1996-99) 129; Sek Henry (2007-10) 128; Tai Webster (2014-17) 127; Terrance Badgett (1993-96) 127; Erick Strickland (1993-96) 127; Jaron Boone (1993-96) 127; Brandon Ubel (2010-13) 125; Andy Markowski (1996-99) 124; Rich King (1988-91) 124.

GAMES STARTED

Table with 2 columns: Rank and Player (Year-Range) - Games Started. Top 10: Cookie Belcher (1997-2001) 129; Shavon Shields (2013-16) 112; Dave Hoppen (1983-86) 111; Larry Florence (1997-2000) 105; Jaron Boone (1993-96) 102; Ryan Anderson (2007-10) 101; Sek Henry (2007-10) 99; Aleks Maric (2005-08) 99; Jake Muhleisen (2002-05) 98; Jerry Fort (1973-76) 97.

N 2018-19 NEBRASKA BASKETBALL

SINGLE-SEASON RECORDS BY CLASS

POINTS SCORED (since 1970)

Senior	
1. Eric Piatkowski (1994).....	646
2. Marvin Stewart (1971).....	556
3. Chuck Jura (1972).....	551
4. Tai Webster (2017).....	528
5. Rich King (1991).....	526
6. Aleks Maric (2008).....	519
7. Venson Hamilton (1999).....	518
Erick Strickland (1996).....	516
9. Jerry Fort (1976).....	513
10. Shavon Shields (2016).....	503

Junior	
1. Dave Hoppen (1985).....	704
2. Tyronn Lue (1998).....	678
3. Andre Smith (1980).....	600
4. James Palmer Jr. (2018).....	568
5. Terran Petteway (2015).....	564
6. Andrew White III (2016).....	563
7. Jaron Boone (1995).....	559
8. Aleks Maric (2007).....	556
9. Jerry Fort (1975).....	525
10. Erick Strickland (1995).....	505

Sophomore	
1. Tyronn Lue (1997).....	603
2. Dave Hoppen (1984).....	598
3. Terran Petteway (2014).....	579
4. Jerry Fort (1974).....	468
5. Jack Moore (1980).....	458
6. Carl McPipe (1977).....	440
7. Eric Piatkowski (1992).....	414
8. Shavon Shields (2014).....	409
9. Glynn Watson Jr. (2017).....	404
10. Brian Banks (1977).....	386

Freshman	
1. Dave Hoppen (1983).....	445
2. Joe McCray (2005).....	432
3. Jerry Fort (1973).....	376
4. Eric Piatkowski (1991).....	372
5. Jake Muhleisen (2002).....	328
6. Cookie Belcher (1997).....	305
7. Tyronn Lue (1996).....	296
8. Glynn Watson Jr. (2016).....	292
9. Jorge Brian Diaz (2010).....	291
10. Jamel White (2006).....	287

SCORING AVERAGE (since 1970)

Senior	
1. Dave Hoppen (1986).....	22.1
2. Eric Piatkowski (1994).....	21.5
3. Marvin Stewart (1971).....	21.4
4. Chuck Jura (1972).....	21.2
5. Jerry Fort (1976).....	19.0
6. Andre Smith (1981).....	18.3
7. Tai Webster (2017).....	17.0
8. Shavon Shields (2016).....	16.8
9. Cookie Belcher (2001).....	16.4
10. Aleks Maric (2008).....	15.7
Venson Hamilton (1999).....	15.7

Junior	
1. Dave Hoppen (1985).....	23.5
2. Tyronn Lue (1998).....	21.2
3. Jerry Fort (1975).....	20.2
4. Andre Smith (1980).....	19.4
5. Tyronn Lue (1997).....	18.8
6. Aleks Maric (2007).....	18.5
7. Terran Petteway (2015).....	18.2
8. Jaron Boone (1995).....	17.5
Chuck Jura (1971).....	17.5
10. James Palmer Jr. (2018).....	17.2

Sophomore	
1. Dave Hoppen (1984).....	19.9
2. Tyronn Lue (1997).....	18.8
3. Jerry Fort (1974).....	18.0
4. Terran Petteway (2014).....	18.1
5. Carl McPipe (1977).....	15.2
6. Jack Moore (1980).....	14.8
7. Eric Piatkowski (1992).....	14.3
8. Andre Smith (1979).....	13.5
9. Brian Banks (1977).....	13.3
10. Glynn Watson Jr. (2017).....	13.0

Freshman	
1. Joe McCray (2005).....	15.5
2. Jerry Fort (1973).....	14.5
3. Dave Hoppen (1983).....	13.9
4. Jake Muhleisen (2002).....	11.7
5. Eric Piatkowski (1991).....	10.9
6. Ryan Anderson (2007).....	10.1
7. Andre Smith (1978).....	9.3
8. Cookie Belcher (1997).....	9.2
9. Ron Taylor (1974).....	8.83
10. Jorge Brian Diaz (2010).....	8.82

FIELD GOALS MADE (since 1970)

Senior	
1. Eric Piatkowski (1994).....	226
2. Chuck Jura (1972).....	220
3. Marvin Stewart (1971).....	215
4. Rich King (1991).....	202
5. Jerry Fort (1976).....	201
6. Aleks Maric (2008).....	191
7. Venson Hamilton (1999).....	194
8. Andre Smith (1981).....	185
9. Tai Webster (2017).....	183
10. Shavon Shields (2016).....	181

Junior	
1. Dave Hoppen (1985).....	270
2. Tyronn Lue (1998).....	240
3. Andre Smith (1980).....	237
4. Jerry Fort (1975).....	218
5. Aleks Maric (2007).....	203
6. Jaron Boone (1995).....	199
7. Andrew White III (2016).....	195
8. Carl Hayes (1991).....	192
9. Carl McPipe (1978).....	190
10. Terran Petteway (2015).....	184

Sophomore	
1. Dave Hoppen (1984).....	220
2. Tyronn Lue (1997).....	215
3. Jerry Fort (1974).....	207
4. Carl McPipe (1977).....	183
5. Terran Petteway (2014).....	182
6. Brian Banks (1977).....	160
7. Jorge Brian Diaz (2011).....	150
8. Andre Smith (1979).....	146
9. Glynn Watson Jr. (2017).....	144
Eric Piatkowski (1992).....	144

Freshman	
1. Dave Hoppen (1983).....	163
2. Jerry Fort (1973).....	151
3. Joe McCray (2005).....	143
4. Jorge Brian Diaz (2010).....	133
5. Cookie Belcher (1997).....	117
6. Jake Muhleisen (2002).....	115
Glynn Watson Jr. (2016).....	115
8. Tyronn Lue (1996).....	105
Andre Smith (1978).....	105
Ryan Anderson (2007).....	103

3-POINTERS MADE (since 1987)

Senior	
1. Cary Cochran (2002).....	89
2. Marcus Perry (2007).....	67
3. Brian Conklin (2004).....	66
4. Bo Spencer (2012).....	63
Eric Piatkowski (1994).....	63
6. Wes Wilkinson (2006).....	62
7. Paul Velander (2009).....	60
8. Jaron Boone (1996).....	59
Chris Cresswell (1992).....	59
10. Brian Carr (1987).....	58

Junior	
1. Andrew White III (2016).....	87
2. Ray Gallegos (2013).....	83
3. Cary Cochran (2001).....	78
Tyronn Lue (1998).....	78
5. Jaron Boone (1995).....	70
6. Terran Petteway (2015).....	68
7. Ray Richardson (1989).....	57
8. Erick Strickland (1995).....	54
9. Danny Walker (2000).....	53
10. Andrew Drevo (2003).....	48
Eric Piatkowski (1993).....	48



Jerry Fort held the Husker freshman scoring average record from 1973 until 2005 when Joe McCray bettered his mark by nearly 1.0 point per game. Fort was the first-ever Husker freshman to lead Nebraska in scoring average.



Sophomore

1. Brian Conklin (2002) 65
2. Cary Cochran (2000) 62
3. Ryan Anderson (2008) 50
4. Glynn Watson Jr. (2017) 48
- Terran Petteway (2014) 48
- Walter Pitchford (2014) 48
7. Jack McVeigh (2017) 47
- Tyronn Lue (1997) 47
- Eric Piatkowski (1992) 47
10. Erick Strickland (1994) 41

Freshman

1. Joe McCray (2005) 80
2. Ryan Anderson (2007) 48
3. Jamel White (2006) 44
- Eric Piatkowski (1991) 44
5. Eshaunte Jones (2010) 40
6. Cary Cochran (1999) 39
7. Jake Muhleisen (2002) 35
8. Jack McVeigh (2016) 34
9. Erick Strickland (1993) 32
10. Cookie Belcher (1997) 30

REBOUNDS (since 1969)

Senior

1. Aleks Maric (2008) 335
- Venson Hamilton (1999) 335
3. Chuck Jura (1972) 305
4. Leroy Chalk (1971) 290
5. Rich King (1991) 274
6. Derrick Chandler (1993) 252
7. Mikki Moore (1997) 245
8. Steffon Bradford (2001) 244
9. Jason Dourisseau (2006) 240
10. Kimani Ffriend (2001) 229

Junior

1. Venson Hamilton (1998) 315
2. Kimani Ffriend (2000) 263
3. Aleks Maric (2007) 260
4. Dave Hoppen (1985) 258
5. Tony Farmer (1991) 251
- Andre Smith (1980) 251
7. Steffon Bradford (2000) 243
- Chuck Jura (1971) 243
9. Derrick Chandler (1992) 238
10. Leroy Chalk (1970) 235

Sophomore

1. Venson Hamilton (1997) 269
2. Leroy Chalk (1969) 257
3. Aleks Maric (2006) 251
4. Carl McPipe (1977) 241
5. Bob Siegel (1975) 227
6. Dave Hoppen (1984) 207
7. Isiah Roby (2018) 200
8. Mikki Moore (1995) 198
9. John Turek (2003) 197
10. Rich King (1989) 195

Freshman

1. Aleks Maric (2005) 169
2. John Turek (2002) 162
3. Venson Hamilton (1996) 161
- Dave Hoppen (1983) 161
5. Michael Jacobson (2016) 147
6. Shavon Shields (2013) 144
- Andre Smith (1978) 144
8. Joe McCray (2005) 140
9. Jorge Brian Diaz (2010) 133
10. Ryan Anderson (2007) 129

ASSISTS (since 1974)

Senior

1. Charles Richardson Jr. (2007) 179
2. Brian Carr (1987) 166
3. Lance Jeter (2011) 145
4. Eric Johnson (1989) 135
5. Jaron Boone (1996) 134
6. Cookie Belcher (2001) 131
7. Beau Reid (1991) 130
8. Tai Webster (2017) 124
- David Ponce (1984) 124
10. Jamar Johnson (1994) 123

Junior

1. Brian Carr (1996) 201
2. Tyronn Lue (1998) 152
3. Cookie Belcher (1999) 138
4. Lance Jeter (2010) 134
5. Erick Strickland (1995) 133
6. Tom Wald (1995) 128
7. Jaron Boone (1995) 116
8. Eric Johnson (1988) 112
9. Clifford Scales (1990) 110
10. Jack Moore (1981) 108

Sophomore

1. Brian Carr (1985) 237
2. Jack Moore (1980) 145
3. Tyronn Lue (1997) 136
4. Beau Reid (1989) 135
5. Jamar Johnson (1992) 130
6. Cookie Belcher (1998) 124
7. Cookie Miller (2009) 109
- Jaron Boone (1994) 109
9. Eric Piatkowski (1992) 97
10. Erick Strickland (1994) 96
- Brian Banks (1977) 96

Freshman

1. Tyronn Lue (1996) 144
2. Cookie Miller (2008) 109
3. Jake Muhleisen (2002) 105
4. Jaron Boone (1993) 87
5. Glynn Watson Jr. (2016) 83
6. Brian Carr (1984) 78
7. Marcus Walker (2006) 74
8. Benny Parker (2013) 69
9. Cookie Belcher (1997) 68
- Eric Piatkowski (1991) 68

STEALS (since 1978)

Senior

1. Cookie Belcher (2001) 82
2. Eric Johnson (1989) 68
3. Venson Hamilton (1999) 67
- Brian Carr (1987) 67
5. Clifford Scales (1991) 64
6. Erick Strickland (1996) 61
7. Lance Jeter (2011) 57
8. Charles Richardson Jr. (2007) 56
9. Brandon Richardson (2012) 54
10. Ryan Anderson (2010) 53

Junior

1. Cookie Belcher (1999) 102
2. Erick Strickland (1995) 89
3. Tyronn Lue (1998) 63
4. Eric Johnson (1988) 60
5. Carl Hayes (1991) 54
6. Venson Hamilton (1998) 53
7. Jamar Johnson (1993) 52
8. Brennon Clemmons (2002) 48
9. Glynn Watson Jr. (2018) 47
10. Tai Webster (2016) 46
- Ray Gallegos (2013) 46

Sophomore

1. Cookie Belcher (1998) 75
2. Erick Strickland (1994) 60
3. Glynn Watson Jr. (2017) 50
4. Ryan Anderson (2008) 47
5. Venson Hamilton (1997) 46
6. Cookie Miller (2009) 45
7. Jack Moore (1980) 42
8. Tyronn Lue (1997) 41
9. Brian Carr (1985) 40
10. Jamar Johnson (1992) 38
- Carl Hayes (1990) 38

Freshman

1. Cookie Belcher (1997) 87
2. Cookie Miller (2008) 57
3. Tyronn Lue (1996) 50
4. Erick Strickland (1993) 47
5. Glynn Watson Jr. (2016) 40
6. Joe McCray (2005) 32
- Clifford Scales (1988) 32
8. Jake Muhleisen (2002) 28
9. Jaron Boone (1993) 26
10. Brandon Richardson (2009) 25
- Ryan Anderson (2007) 25

BLOCKED SHOTS (since 1978)

Senior

1. Mikki Moore (1997) 88
2. Venson Hamilton (1999) 80
3. Kimani Ffriend (2001) 74
4. Rich King (1991) 68
5. Wes Wilkinson (2006) 61
6. Aleks Maric (2008) 57
7. Derrick Chandler (1993) 53
8. John Turek (2005) 35
9. Andre Almeida (2013) 32
10. Carl McPipe (1979) 30

Junior

1. Derrick Chandler (1992) 91
2. Kimani Ffriend (2000) 85
3. Mikki Moore (1996) 71
4. Venson Hamilton (1998) 66
5. Rich King (1990) 45
6. Andre Almeida (2011) 39
7. John Turek (2004) 37
8. Isaac Copeland (2018) 33
- Aleks Maric (2007) 33
- Wes Wilkinson (2005) 33

Sophomore

1. Mikki Moore (1995) 67
2. Isiah Roby (2018) 63
3. Venson Hamilton (1997) 56
4. John Turek (2003) 52
5. Rich King (1989) 50
6. Aleks Maric (2006) 39
7. Jorge Brian Diaz (2011) 38
8. Terrance Badgett (1994) 26
9. Louis Truscott (2000) 24
- Terran Petteway (2014) 24

Freshman

1. Jorge Brian Diaz (2010) 41
2. John Turek (2002) 39
- Venson Hamilton (1996) 39
4. Michael Jacobson (2016) 28
5. Isiah Roby (2017) 25
6. Ed Morrow Jr. (2016) 21
7. Cookie Belcher (1997) 20
- Rich King (1988) 20
9. Brant Harriman (1988) 19
- Dave Hoppen (1983) 19

N 2018-19 NEBRASKA BASKETBALL TEAM AND SINGLE-GAME TOP-10 LIST

VICTORIES

1.	1991	26
2.	2018	22
	1983	22
	1978	22
	1920	22
6.	1996	21
	1987	21
8.	2008	20
	1999	20
	1998	20
	1966	20
	1994	20
	1993	20

LOSSES

1.	1963	19
	2000	19
	2003	19
	2017	19
4.	1964	18
	1988	18
	1990	18
	2010	18
	2012	18
	2013	18
	2015	18
	2016	18

SCORING AVERAGE

1.	1991	87.6
2.	1994	87.3
3.	1990	80.7
4.	1992	80.5
	1993	80.5
6.	1996	80.2
7.	1967	78.9
8.	1995	78.4
9.	1968	78.2
10.	1966	77.2

FIELD GOALS MADE

1.	1991	1,081
2.	1996	1,007
3.	1994	956
4.	1989	936
5.	1993	908
6.	1995	907
7.	1987	904
8.	1997	895
9.	2016	883
10.	1985	873

FIELD GOALS ATTEMPTED

1.	1991	2,185
2.	1996	2,089
3.	1989	1,991
4.	1994	1,978
5.	2016	1,976
6.	1993	1,975
7.	1995	1,947
8.	1998	1,938
9.	1987	1,933
10.	1997	1,927

FIELD GOAL PERCENTAGE

1.	1984	514
2.	1983	513
3.	1985	512
4.	1986	511
5.	1980	508
6.	1971	505
7.	1991	495
8.	1981	490
9.	1978	489
10.	2001	487

3-POINT FG MADE

1.	2002	267
2.	2007	244
3.	2018	232
4.	2006	221
5.	2016	220
6.	2010	217
7.	2004	210
8.	2009	206
9.	2012	194
	1994	194

3-POINT FG ATTEMPTED

1.	2002	729
2.	2018	670
3.	2007	650
4.	2006	637
5.	2016	634
6.	2012	599
7.	2009	571
8.	2015	566
9.	1994	564
	2014	564

3-POINT FG PERCENTAGE

1.	2010	397
2.	2004	389
3.	2001	383
4.	2007	375
5.	1992	374
6.	1987	369
7.	2002	366
8.	1989	364
9.	2009	361
10.	1988	358

FREE THROWS MADE

1.	1991	690
2.	1996	618
3.	1987	544
4.	1989	541
5.	1969	527
6.	1993	523
	1995	523
8.	2018	514
	1994	514
10.	2014	511

FREE THROWS ATTEMPTED

1.	1991	981
2.	1996	897
3.	1989	808
4.	1953	795
5.	1987	778
6.	1954	772
7.	1995	766

8.	1993	765
9.	2006	758
10.	1997	752

FREE THROW PERCENTAGE

1.	2012	766
2.	1968	765
3.	1981	750
4.	1980	749
5.	1994	745
6.	1986	743
7.	1982	741
8.	2016	730
9.	1967	727
10.	1976	724

REBOUNDS

1.	1991	1,454
2.	1996	1,353
3.	1994	1,320
4.	1992	1,305
5.	1997	1,295
6.	1989	1,292
7.	1993	1,283
8.	2006	1,277
9.	1998	1,263
10.	2000	1,217

REBOUND AVERAGE

1.	1961	48.8
	1960	48.8
3.	1962	45.1
4.	1992	45.0
5.	1959	44.9
6.	1963	44.0
7.	1974	43.4
8.	1991	42.8
9.	1964	42.5
10.	1966	42.4

ASSISTS (since 1974)

1.	1991	696
2.	1985	615
3.	1996	608
4.	1989	592
5.	1994	581
6.	1995	572
7.	1986	558
8.	1983	555
9.	1993	540
	1992	540

FEWEST TURNOVERS (since 1977)

1.	1982	302
2.	2002	317
3.	1981	318
4.	1985	339
5.	1986	341

MOST TURNOVERS (since 1977)

1.	1996	627
2.	1991	610
3.	1999	597
4.	1997	585
5.	1989	580

BLOCKED SHOTS (since 1978)

1.	1997	202
2.	1996	185
3.	2018	183
4.	1992	169
5.	1991	165
6.	1999	158
7.	1998	156
8.	1995	151
9.	2000	145
10.	1993	131

STEALS (since 1978)

1.	1999	359
2.	1998	319
3.	1991	315
4.	1995	299
5.	1997	298
6.	1996	292
7.	2008	277
8.	1988	274
9.	1994	267
10.	2009	265

FEWEST POINTS ALLOWED, SEASON

1.	1950	1,233
2.	1949	1,322
3.	1951	1,345
4.	1948	1,356
5.	1953	1,432
6.	1958	1,478
7.	1959	1,504
8.	1955	1,508
9.	1960	1,516
10.	1957	1,519

FEWEST POINTS ALLOWED PER GAME

1.	1949	50.8
2.	1950	53.6
3.	1982	55.3
4.	1948	56.5
5.	1951	58.5
6.	1959	60.2
7.	2009	60.4
8.	2011	60.5
9.	2008	60.7
10.	1983	60.9

MOST POINTS ALLOWED, SEASON

1.	1991	2,977
2.	1996	2,643
3.	1988	2,578
4.	1987	2,454
5.	1994	2,419

MOST POINTS ALLOWED PER GAME

1.	1990	86.1
2.	1994	80.6
3.	1991	78.2
4.	1989	78.1
5.	1967	77.6



Cary Cochran helped the Huskers set the school record with 267 3-pointers as a team during the 2001-02 season.

FEWEST POINTS ALLOWED, SINGLE GAME (since 1947)

- 26 vs. Bethune-Cookman, Dec. 20, 2003 (NU 70)
- 28 vs. North Carolina Central, Dec. 22, 2007 (71)
- 32 vs. South Dakota, Dec. 3, 1949 (61)
- 34 vs. Morgan State, Dec. 6, 2004 (64)
- 34 vs. Kansas, Jan. 8, 1949 (52)
- 37 vs. Savannah State, Dec. 11, 2007 (82)
- 38 vs. South Dakota, Dec. 16, 1947 (65)
- 38 vs. Santa Clara, Dec. 12, 1950 (53)
- 38 vs. Kansas, Feb. 11, 1961 (33)
- 38 vs. Mary, Nov. 15, 2016 (70)

FEWEST POINTS BY NU, SINGLE GAME (since 1947)

- 28 at Kansas State (53), March 1, 1949
- 33 vs. Kansas (38), Feb. 11, 1961
- 34 vs. Kansas State (48), Dec. 27, 1948
- 34 at Michigan State (62), Feb. 25, 2012
- 35 vs. Oklahoma State (52), March 16, 1949 (NCAA Playoff)
- 36 at Kansas (49), Feb. 11, 1950
- 36 at Kansas State (71), Jan. 12, 1952
- 38 at San Jose State (39), Dec. 29, 1947
- 38 at Oregon (60), Dec. 15, 2012
- 39 at Oklahoma (66), Feb. 10, 1958
- 39 at Oklahoma State (54), Feb. 7, 1959
- 39 vs. Kansas (45), Feb. 23, 1963
- 39 vs. Kansas State (41), March 7, 1984 (B8T)
- 39 vs. Kansas (92), Feb. 17, 2007
- 39 vs. Oklahoma State (54), March 8, 2007 (B12T)

MOST POINTS, BOTH TEAMS

- 230 at Oklahoma 133, Nebraska 97, Feb. 21, 1987
- 230 Nebraska 117, Oklahoma 113, March 8, 1991 (B8T, OT)
- 226 at Oklahoma 115, Nebraska 111, Feb. 14, 1994 (OT)
- 220 Nebraska 114, Oregon 106, Nov. 25, 1995 (OT)
- 217 at Oklahoma 117, Nebraska 100, Jan. 13, 1996 (3OT)
- 213 Northern Iowa 109, Nebraska 104, Dec. 16, 1995

- 211 at Nebraska 116, Texas-Arlington 95, Dec. 21, 1992
- 210 Nebraska 111, at Oklahoma 99, Jan. 26, 1991
- 210 at California-Irvine 109, Nebraska 101, Nov. 28, 1986
- 207 Marshall 119, Nebraska 88, March 13, 1967 (NIT)
- 207 Nebraska 106, at Southern Utah 101, Nov. 30, 1991

FEWEST POINTS, BOTH TEAMS

- 71 Kansas 38, at Nebraska 33, Feb. 11, 1961
- 77 at San Jose State 39, Nebraska 38, Dec. 29, 1947
- 80 Kansas State 41, at Nebraska 39, March 7, 1984 (B8T)
- 81 at Kansas State 53, Nebraska 28, March 1, 1949
- 82 Kansas State 48, Nebraska 34, Dec. 27, 1948 (KC,B7HT)
- 82 at Nebraska 43, Air Force 39, Dec. 8, 1962
- 84 at Nebraska 43, Kansas 41, Feb. 22, 1958
- 84 Kansas 45, at Nebraska 39, Feb. 23, 1963
- 85 Nebraska 44, at Iowa State 41, Feb. 19, 1949
- 85 at Kansas 49, Nebraska 36, Feb. 11, 1950

100-POINT HUSKER GAMES

- 117 vs. Harvard (79), Dec. 1, 1989
- 117 vs. Oklahoma (113), March 8, 1991 (B8T, OT)
- 116 vs. Nevada (71), Dec. 14, 1970
- 116 vs. Texas-Arlington (95), Dec. 21, 1992
- 114 vs. Oregon (106), Nov. 25, 1995 (OT)
- 113 vs. Augustana, S.D. (69), Nov. 26, 1983
- 113 vs. Tennessee Tech (92), Dec. 14, 1990
- 111 vs. Cal State Fullerton (74), Dec. 4, 1967
- 111 at Oklahoma (99), Jan. 26, 1991
- 111 vs. Portland (85), Dec. 4, 1993
- *111 at Oklahoma (115), Feb. 14, 1994 (OT)
- 110 vs. Oklahoma (90), Jan. 27, 1968
- 108 vs. Appalachian State (71), Dec. 31, 1994
- 108 vs. Colgate (76), Dec. 4, 1992
- 107 vs. Saint Louis (79), Nov. 23, 1990
- 107 vs. North Carolina A&T (57), Dec. 19, 2005
- 106 at Southern Utah (101), Nov. 30, 1991
- 106 vs. Colorado (67), Jan. 8, 1994
- 105 vs. Eastern Washington (71), Jan. 14, 1984
- 105 vs. Northwest Missouri St. (64), Jan. 5, 1987
- 105 vs. Toledo (68), Dec. 8, 1990
- 105 vs. Oklahoma (93), Feb. 16, 1991
- 105 vs. Oklahoma (88), March 11, 1994 (B8T)
- 104 vs. UTSA (94), Dec. 20, 2017
- 104 vs. Montana State (60), Dec. 23, 1978
- 104 vs. Pepperdine (100), Dec. 2, 1989
- 104 vs. Northern Iowa (109), Dec. 16, 1995
- 102 vs. Eastern Washington (67), Dec. 21, 1991
- 102 vs. Iowa State (86), Feb. 12, 1994
- 101 at Wisconsin (88), Dec. 1, 1965
- 101 vs. South Dakota (69), Dec. 1, 1984
- 101 at California-Irvine (109), Nov. 28, 1986
- 101 vs. Northeastern Illinois (60), Dec. 21, 1994
- 100 vs. Washington State (75), Dec. 12, 1966
- 100 vs. South Dakota State (83), Nov. 30, 1979
- 100 vs. Illinois (73), Nov. 24, 1990
- 100 vs. Creighton (83), Dec. 10, 1992
- 100 vs. Southern Utah (85), Jan. 5, 1993
- 100 at Colorado (86), Feb. 8, 1995
- 100 at Oklahoma (117), Jan. 13, 1996 (3OT)

Note: Nebraska is 36-4 when it has scored 100 or more points. *Most points scored in loss

100-POINT GAMES AGAINST NU

- 133 at Oklahoma, Feb. 21, 1987 (NU 97)
- 119 by Marshall, March 13, 1967 (88, NIT)
- 117 at Oklahoma, Jan. 13, 1996 (100, 3OT)
- 115 at Oklahoma, Feb. 14, 1994 (111, OT)

- 114 at Kansas State, Jan. 10, 1987 (82)
- 114 at Iowa State, Jan. 28, 1988 (76)
- 113 at Oklahoma, March 5, 1988 (93)
- 113 by Oklahoma, March 8, 1991 (117, B8T, OT)##
- 112 at Houston, Dec. 12, 1969 (82)
- *111 by Missouri, Jan. 13, 1990 (95)
- 110 at Kansas, Feb. 26, 1966 (73)
- 109 at California-Irvine, Nov. 28, 1986 (101)
- 109 by SW Louisiana, Dec. 29, 1992 (80)
- 109 by Northern Iowa, Dec. 16, 1995 (104)
- 108 at Kansas State, March 10, 1953 (80)
- 107 at Missouri, Feb. 10, 1990 (85)
- 107 by Oklahoma, March 13, 1992 (85, B8T)
- 106 at Oklahoma, March 7, 1992 (97)
- 106 by Oregon, Nov. 25, 1995 (114, OT)##
- 105 at Oklahoma, Jan. 31, 1990 (64)
- 105 at Texas, Jan. 21, 1998 (91)
- 103 at Ohio State, Dec. 14, 1988 (76)
- 103 at Oklahoma, March 4, 1989 (76)
- 103 vs. Oklahoma State, Feb. 14, 1990 (84)
- 103 at Kansas, Jan. 25, 1992 (78)
- 102 at Kansas, Feb. 8, 1958 (46)
- 102 at Wyoming, Dec. 7, 1966 (98)
- 102 at Oklahoma, Jan. 14, 1993 (89)
- 102 at Texas, Jan. 4, 1995 (74)
- 101 at Iowa State, Feb. 24, 1990 (85)
- 101 at Michigan State, Dec. 4, 1991 (78)
- 101 at Southern Utah, Nov. 30, 1992 (106)##
- 101 at Texas Christian, March 15, 1999 (89)
- 100 vs. Kansas State, Dec. 26, 1963 (78)
- 100 at Kansas, Feb. 17, 1970 (87)
- 100 vs. Pepperdine, Dec. 2, 1989 (104)##

Note: Nebraska is 4-32 when allowing 100 or more points, (wins indicated with ##). *Most points scored against NU in Lincoln.

N 2018-19 NEBRASKA BASKETBALL TEAM SEASON AND GAME TOP-10 LISTS



Aleks Maric helped the Huskers to a pair of postseason appearances during his Husker career from 2005-08.

LARGEST VICTORY MARGIN

No.	Margin	Score	H/A	Opponent	Season
1.	74	82-8	A	Crete	1906-07
2.	57	97-40	H	Arkansas-Pine Bluff	2004-05
3.	54	57-3	H	Doane	1899-1900
	54	57-3	A	Nebraska Wesleyan	1898-99
5.	52	98-46	H	Southwest Missouri State	1982-83
	52	62-10	H	Morningside	1911-12
7.	50	107-57	H	North Carolina A&T	2005-06
	50	93-43	H	Missouri Western State	1982-83
9.	49	91-42	H	Sam Houston State	1991-92
	49	63-14	H	Nebraska Wesleyan	1901-02
11.	47	88-41	H	Delaware State	1995-96
12.	46	97-51	H	Mississippi Valley State	2015-16

Note: Nebraska's largest margin of victory over a conference opponent was 40 points vs. Kansas, March 2, 1901 (48-8).

LARGEST LOSING MARGIN

No.	Margin	Score	Opponent	Season
1.	56	46-102	at Kansas	1957-58
2.	53	39-92	at Kansas	2006-07
3.	44	29-73	at Haskell Institute	1901-02
4.	43	9-52	at Minnesota	1901-02
5.	42	54-96	at Kansas	2005-06
	42	27-69	at Illinois	1942-43
	42	30-72	at Kansas	1945-46
	42	47-89	vs. Colorado (at K.C.)	1954-55
9.	41	64-105	at Oklahoma	1989-90
10.	40	51-91	at Texas	2009-10
	40	15-55	at DePaul	1943-44
	40	53-93	at Oklahoma State	1994-95
13.	39	4-43	at Wisconsin	1907-08
	39	16-55	at Missouri	1921-22
	39	54-93	at Oklahoma State	1964-65
	39	55-94	at Oklahoma State	1999-2000
	39	57-96	at Kansas	2001-02

HUSKER WINNING STREAKS

No.	Season	Win Streak*	Date Started	Date Ended
1.	1990-91	14 games	11-28-90	1-22-91
	1911-12/12-13	14 games	1-27-12	1-25-13
3.	1919-20/20-21	13 games	2-6-20	1-3-21
	1897-98/1900-01	13 games	2-22-1898	1901**
5.	1912-13	12 games	1-31-13	3-12-13
6.	2010-11	11 games	11-20-10	1-12-11
	1993-94	11 games	12-3-93	1-19-94
	1905-06/06-07	11 games	2-25-06	2-15-07
9.	1994-95	10 games	11-27-94	1-4-95
	1977-78	10 games	12-2-77	12-29-77

**Dates unavailable

Consecutive Conference Victories:

29, all eight in 1911-12, all 10 in 1912-13, all seven in 1913-14, first four in 1914-15 (ended at Kansas, 43-18, Jan. 22, 1915)

Consecutive Home Victories:

20, all 11 games in 1965-66, first nine games in 1966-67 (ended by Kansas, 64-57, March 4, 1967)

Consecutive Home Conference Victories:

15, all four games in 1911-12, all five games in 1912-13, all four games in 1913-14, first two games in 1914-15 (ended by Drake, 20-19, Feb. 19, 1915)

Consecutive Losses:

13, final six games of 1931-32, first seven games of 1932-33 (ended vs. Kansas State, 31-25, Jan. 14, 1933)

Consecutive Conference Losses:

12, last six in 1943-44, first six in 1944-45 (ended vs. Kansas, 59-45, Feb. 10, 1945)

Consecutive Home Losses:

7, games five through 11 in 1962-63 (ended vs. Oklahoma State, 49-48, Feb. 25, 1963)

Consecutive Home Conference Losses:

9, last four games of 1961-62, first five games of 1962-63 (ended vs. Oklahoma State, 49-48, Feb. 25, 1963)



Derrick Chandler blocked 144 shots during his two-year career. He holds the Nebraska single-season blocked shots record with 91 rejections in 1991-92.



POINTS SCORED

Year	Leader	G	Pts.	PPG
2018	James Palmer Jr., Jr., G	33	568	17.2
2017	Tai Webster, Sr., G	31	527	17.0
2016	Shavon Shields, Sr., F	30	503	16.8
2015	Terran Petteway, Jr., G	31	564	18.2
2014	Terran Petteway, So., G/F	32	579	18.1
2013	Dylan Talley, Sr., G	33	453	13.7
2012	Bo Spencer, Sr., G	30	461	15.4
2011	Lance Jeter, Jr., G	32	373	11.7
2010	Ryan Anderson, Sr., G	31	351	11.3
2009	Ade Dagunduro, Sr., G	31	398	12.8
2008	Aleks Maric, Sr., C	33	519	15.7
2007	Aleks Maric, Jr., C	30	556	18.5
2006	Wes Wilkinson, Sr., F	32	382	11.9
2005	Joe McCray, Fr., G	28	433	15.5
2004	Nate Johnson, Sr., G	30	389	13.0
2003	Andrew Drevo, Jr., F	29	402	13.9
2002	Cary Cochran, Sr., G	28	392	14.0
2001	Cookie Belcher, Sr., G	30	492	16.4
2000	Larry Florence, Sr., F	30	389	13.0
1999	Venson Hamilton, Sr., C	33	518	15.7
1998	Tyrone Lue, Jr., G	32	678	21.2
1997	Tyrone Lue, So., G	32	603	18.8
1996	Erick Strickland, Sr., G	35	516	14.7
1995	Jaron Boone, Jr., G	32	559	17.5
1994	Eric Piatkowski, Sr., F	30	646	21.5
1993	Eric Piatkowski, Jr., F	30	502	16.7
1992	Eric Piatkowski, So., F	29	414	14.3
1991	Rich King, Sr., C	34	526	15.5
1990	Rich King, Jr., C	28	450	16.1
1989	Beau Reid, So., F	32	382	11.9
1988	Derrick Vick, Sr., F	31	348	11.2
1987	Bernard Day, Sr., F	33	410	12.4
1986	Dave Hoppen, Sr., C	19	420	22.1
1985	Dave Hoppen, Jr., C	30	704	23.5
1984	Dave Hoppen, So., C	30	598	19.9
1983	Dave Hoppen, Fr., C	32	445	13.9
1982	Jack Moore, Sr., G	27	343	12.7
1981	Andre Smith, Sr., C	26	475	18.3
1980	Andre Smith, Jr., C	31	600	19.4
1979	Andre Smith, So., C	27	364	13.5
1978	Carl McPipe, Jr., C	29	445	15.3
1977	Carl McPipe, So., C	29	440	15.2
1976	Jerry Fort, Sr., G	27	513	19.0
1975	Jerry Fort, Jr., G	26	525	20.2
1974	Jerry Fort, So., G	26	468	18.0
1973	Jerry Fort, Fr., G	26	376	14.5
1972	Chuck Jura, Sr., C	26	551	21.2
1971	Marvin Stewart, Sr., G	26	556	21.4
1970	Tom Scantlebury, Jr., G	25	361	14.4
1969	Marvin Stewart, So., G	26	381	14.6
1968	Stuart Lantz, Sr., G	25	482	19.3
1967	Stuart Lantz, Jr., G	25	481	19.2
1966	Tom Baack, So., F	25	386	15.4
1965	Fred Hare, So., F	25	380	15.2
1964	Charlie Jones, F	25	322	12.9
1963	Daryl Petchs, G	25	369	14.8
1962	Tom Russell, Sr., F/C	25	412	16.5
1961	Tom Russell, Jr., F/C	24	300	12.5
1960	Herschell Turner, G	24	382	15.9
1959	Herschell Turner, G	25	428	17.1
1958	Wilson Fitzpatrick, G	23	264	11.5
	Gary Reimers, G	23	264	11.5
1957	Rex Ekwall, F	23	307	13.3
1956	Rex Ekwall, F	21	312	14.9
1955	Willard Fagler, C	21	285	13.6
1954	Bill Johnson, C	21	382	18.2
1953	Bill Johnson, C	20	277	13.9
1952	Jim Buchanan, G	24	400	16.7
1951	Bob Pierce, C	23	384	16.7
1950	Bus Whitehead, C	23	360	15.7
1949	Claude Retherford, G	26	311	12.0
1948	Claude Retherford, G	24	259	10.8

FIELD GOAL PERCENTAGE

Year	Leader*	G	FG-FGA	Pct.
2018	Isaiah Roby, So., F	33	95-168	.565
2017	Ed Morrow Jr., So., F	24	92-179	.514
2016	Andrew White III, Jr., G	34	195-405	.481
2015	Shavon Shields, Jr., F	31	161-366	.440
2014	Walter Pitchford, So., F	32	107-226	.473
2013	Brandon Ubel, Sr., F	31	129-269	.480
2012	Caleb Walker, Sr., G	30	78-172	.453
2011	Jorge Brian Diaz, So., C	32	150-279	.538
2010	Jorge Brian Diaz, Fr., C	33	133-255	.522
2009	Ade Dagunduro, Sr., G	31	143-275	.520
2008	Aleks Maric, Sr., C	33	191-352	.575
2007	Aleks Maric, Jr., C	30	203-359	.565
2006	Jason Dourisseau, Sr., G	33	127-266	.477
2005	John Turek, Sr., F	28	88-170	.518
2004	Nate Johnson, Sr., G	30	127-271	.469
2003	Corey Simms, So., G	29	77-167	.461
2002	Cary Cochran, Sr., G	28	116-277	.419
2001	Kimani Ffriend, Sr., C	28	144-231	.623
2000	Kimani Ffriend, Jr., C	30	123-229	.537
1999	Larry Florence, Jr., F	33	132-262	.508
1998	Venson Hamilton, Jr., C	32	139-269	.517
1997	Mikki Moore, Sr., C	33	144-247	.583
1996	Mikki Moore, Jr., C	35	118-202	.584
1995	Terrance Badgett, Jr., F	32	106-212	.500
1994	Bruce Chubick, Sr., F	31	121-215	.563
1993	Bruce Chubick, Jr., F	31	90-173	.520
1992	Dapreis Owens, Sr., F	29	116-213	.545
1991	Rich King, Sr., C	34	202-352	.574
1990	Rich King, Jr., C	28	170-305	.557
1989	R. van Poelgeest, Jr., C	29	103-177	.582
1988	Pete Manning, Jr., F	31	111-188	.590
1987	Derrick Vick, Jr., F	32	131-240	.546
1986	Bernard Day, Jr., F	30	158-280	.564
1985	Dave Hoppen, Jr., C	30	270-418	.646
1984	Dave Hoppen, So., C	30	220-367	.599
1983	Greg Downing, Sr., G/F	31	101-174	.580
1982	Ray Collins, Sr., G/F	28	111-221	.502
1981	Andre Smith, Sr., C	26	185-314	.589
1980	Andre Smith, Jr., C	31	237-388	.611
1979	Andre Smith, So., C	27	146-256	.570
1978	Andre Smith, Fr., C	27	105-190	.553
1977	Carl McPipe, Jr., C	29	183-376	.487
1976	Larry Cox, Sr., C	27	133-198	.672
1975	Larry Cox, Jr., C	26	121-151	.589
1974	Tom Novak, Sr., G	22	62-140	.443
1973	Brendy Lee, Jr., F/C	26	88-192	.458
1972	Chuck Jura, Sr., C	26	111-181	.613
1971	Chuck Jura, Jr., C	26	181-306	.592
1970	Sam Martin, Sr., C	22	58-116	.500
1969	Leroy Chalk, So., C	26	98-182	.538
1968	Stuart Lantz, Sr., G	25	173-349	.496
1967	Stuart Lantz, Jr., G	25	190-368	.516
1966	Grant Simmons, So., G	25	131-267	.491
1965	Willie Campbell, G	18	47-111	.423
1964	Charlie Jones, F	25	143-320	.447
1963	Ivan Grupe, F	25	100-210	.476
1962	Tom Russell, F/C	25	136-243	.560
1961	Tom Russell, F/C	24	97-201	.483
1960	Herschell Turner, G	24	143-326	.439
1959	Wayne Hester, G	25	68-147	.463
1958	Gary Reimers, G	23	84-203	.414
1957	Gary Reimers, G	23	106-229	.463
1956	Rex Ekwall, F	21	102-237	.430
1955	Rex Ekwall, F	21	88-194	.454
1954	Bill Johnson, C	21	130-301	.432
1953	Bill Johnson, C	20	80-199	.422
1952	Jim Buchanan, G	24	173-484	.357
1951	Bob Pierce, C	23	131-327	.401
1950	Jim Buchanan, G	23	58-159	.365
1949	Bus Whitehead, C	26	99-284	.349
1948	Rodney Cox, F	24	62-180	.344

*Minimum of 5 att. per game while playing in 75 percent of team's games.

REBOUNDS

Year	Leader	G	Reb.	RPG
2017	Isaiah Roby, So., F	32	200	6.3
2017	Ed Morrow Jr., So., F	24	180	7.5
2016	Andrew White III, Jr., G	34	199	5.9
2015	Shavon Shields, Jr., F	31	186	6.0
2014	Shavon Shields, So., G/F	32	184	5.8
2013	Brandon Ubel, Sr., F	31	209	6.7
2012	Brandon Ubel, Jr., F	30	160	5.3
2011	Caleb Walker, Jr., G	32	145	4.5
2010	Ryan Anderson, Sr., G	31	164	5.3
2009	Ade Dagunduro, Sr., G	31	135	4.4
2008	Aleks Maric, Sr., C	33	335	10.2
2007	Aleks Maric, Jr., C	30	260	8.7
2006	Aleks Maric, So., C	31	251	8.1
2005	Aleks Maric, Fr., C	27	169	6.3
2004	John Turek, Jr., F	31	182	5.9
2003	Andrew Drevo, Jr., F	29	212	7.3
2002	John Turek, Fr., F	26	162	6.2
2001	Kimani Ffriend, Sr., C	28	229	8.2
2000	Kimani Ffriend, Jr., C	30	263	8.8
1999	Venson Hamilton, Sr., C	33	335	10.2
1998	Venson Hamilton, Jr., C	32	315	9.8
1997	Venson Hamilton, So., C	32	269	8.4
1996	Bernard Garner, Jr., F	35	222	6.3
1995	Mikki Moore, So., C	32	198	6.2
1994	Bruce Chubick, Sr., F	31	219	7.3
1993	Derrick Chandler, Sr., C	31	252	8.1
1992	Derrick Chandler, Jr., C	29	238	8.2
1991	Rich King, Sr., C	34	274	8.1
1990	Rich King, Jr., C	28	208	7.4
1989	Pete Manning, Sr., F/C	33	201	6.1
1988	Derrick Vick, Sr., F	31	162	5.2
1987	Bill Jackson, Sr., F	33	213	6.5
1986	Bernard Day, Jr., F	30	198	6.6
1985	Dave Hoppen, Jr., C	30	258	8.6
1984	Dave Hoppen, So., C	30	207	6.9
1983	Claude Renfro, Sr., F	32	175	5.5
1982	Jerry Shoecraft, Sr., F	28	122	4.4
1981	Andre Smith, Sr., C	26	172	6.6
1980	Andre Smith, Jr., C	31	251	8.1
1979	Carl McPipe, Sr., C	26	196	7.5
1978	Carl McPipe, Jr., C	29	228	7.9
1977	Carl McPipe, So., C	29	241	8.3
1976	Larry Cox, Sr., C	27	166	6.1
1975	Bob Siegel, So., F	26	227	8.7
1974	Brendy Lee, Sr., F/C	26	197	7.6
1973	Brendy Lee, Jr., F/C	26	185	7.1
1972	Chuck Jura, Sr., C	26	305	11.7
1971	Leroy Chalk, Sr., C	26	290	11.2
1970	Leroy Chalk, Jr., C	24	235	9.4
1969	Leroy Chalk, So., C	26	257	9.9
1968	Stuart Lantz, Sr., G	25	179	7.2
1967	Stuart Lantz, Jr., G	25	193	7.7
1966	Stuart Lantz, So., G	25	199	8.0
1965	Fred Hare, So., F	25	185	7.4
1964	Charlie Jones, F	25	171	6.8
1963	Charlie Jones, F	25	204	8.2
1962	Tom Russell, Sr., F/C	25	200	8.0
1961	Tom Russell, Jr., F/C	24	232	9.7
1960	Herschell Turner, G	24	193	8.0
1959	Herschell Turner, G	25	244	9.8
1958	Herschell Turner, G	23	189	8.2
1957	Rex Ekwall, F	23	214	9.3
1956	Rex Ekwall, F	21	224	10.7
1955	Rex Ekwall, F	21	241	11.5
1954	Bill Johnson, C	21	236	11.2
1953	Bill Johnson, C	20	188	9.4
1952	Bill Johnson, C	19*	145	7.6

*Rebounding statistics missing for five games in 1952, and not available for seasons prior to 1952.

FREE THROW PERCENTAGE

Year	Leader*	G	FT-FTA	Pct.
2018	Glynn Watson Jr., Jr., G	33	71-91	.780

2017	Glynn Watson Jr., So., G	21	68-84	.810
2016	Andrew White III, Jr., G	34	86-111	.775
2015	Shavon Shields, Jr., F	32	139-168	.827
2014	Terran Petteway, So., G/F	32	167-204	.819
2013	Brandon Ubel, Sr., F	31	93-116	.802
2012	Bo Spencer, Sr., G	30	92-105	.876
2011	Brandon Richardson, Jr., G	31	60-72	.833
2010	Brandon Richardson, So., G	31	85-103	.825
2009	Cookie Miller, So., G	30	58-71	.817
2008	Steve Harley, Jr., G	32	61-86	.709
2007	Charles Richardson Jr., Sr., G	31	68-81	.840
2006	Jamel White, Fr., G	33	69-86	.802
2005	Marcus Neal Jr., Sr., G	28	54-68	.794
2004	Nate Johnson, Sr., G	30	103-119	.866
2003	Nate Johnson, Jr., G	28	83-114	.728
2002	Cary Cochran, Sr., G	28	71-77	.922#
2001	Cookie Belcher, Sr., G	30	90-121	.744
2000	Danny Walker, Jr., G	29	59-76	.776
1999	Larry Florence,			

N 2018-19 NEBRASKA BASKETBALL STATISTICAL LEADERS (SINCE 1947)

3-POINT PERCENTAGE

Year	Leader*	G	3FG-Att.	Pct.
2018	Anton Gill, Sr., G	31	54-143	.378
2017	Glynn Watson Jr., So., G	31	48-121	.397
2016	Andrew White III, Jr., G	34	87-211	.412
2015	Terran Petteway, Jr., G	32	68-217	.313
2014	Walter Pitchford, So., F	32	48-117	.410
2013	Dylan Talley, Sr., G	33	51-149	.342
2012	Dylan Talley, Jr., G	25	38-103	.369
2011	Toney McCray, Jr., G	32	35-86	.407
2010	Eshaunte Jones, Fr., G	29	40-92	.435
2009	Paul Velander, Sr., G	31	60-150	.400
2008	Paul Velander, Jr., G	31	36-94	.383
2007	Jay-R Strowbridge, Fr., G	29	25-54	.463
2006	Wes Wilkinson, Sr., F	32	62-148	.419
2005	Joe McCray, Fr., G	28	80-226	.354
2004	Brian Conklin, Sr., F	31	66-118	.559
2003	Andrew Drevo, Jr., F	29	48-149	.322
2002	Brian Conklin, So., F	28	65-150	.433
2001	Cary Cochran, Jr., G	30	78-165	.473
2000	Cary Cochran, So., G	29	62-160	.388
1999	Cary Cochran, Fr., G	32	48-129	.372
1998	Tyronn Lue, Jr., G	32	78-209	.373
1997	Cookie Belcher, Fr., G	33	30-76	.395
1996	Jaron Boone, Sr., G	34	59-167	.353
1995	Jaron Boone, Jr., G	32	70-182	.385
1994	Jaron Boone, So., G	30	35-95	.368
1993	Eric Piatkowski, Jr., F	30	48-129	.372
1992	Jamar Johnson, So., G	28	39-95	.411
1991	Clifford Scales, Sr., G	34	26-57	.456
1990	Chris Cresswell, Sr., G	26	37-97	.381
1989	Ray Richardson, Jr., G/F	32	57-145	.393
1988	Beau Reid, Fr., F	28	26-67	.388
1987	Henry T. Buchanan, Jr., G	33	28-62	.452

*Minimum of 1.5 att. per game while playing in 75 percent of team's games.

1984	David Ponce, Sr., G	30	124	4.1
1983	Stan Cloudy, Jr., F	28	106	3.3
1982	Jack Moore, Sr., G	27	109	4.0
1981	Jack Moore, Jr., G	27	108	4.0
1980	Jack Moore, So., G	31	145	4.7
1979	Bob Moore, Sr., G	27	81	3.0
1978	Brian Banks, Jr., G	30	96	3.2
1977	Allen Holder, Sr., G/F	29	119	4.1
1976	Jerry Fort, Sr., G	27	85	3.1
1975	Steve Erwin, Sr., F	26	85	3.3
1974	Ricky Marsh, So., G	26	77	3.0

BLOCKED SHOTS

Year	Leader	G	No.	Avg.
2018	Isiah Roby, So., F	32	63	2.0
2017	Ed Morrow Jr., So., F	24	27	1.1
2016	Michael Jacobson, Fr., F	34	28	0.8
2015	Terran Petteway, Jr., G	31	27	0.9
2014	Terran Petteway, So., G/F	32	24	0.8
2013	Andre Almeida, Sr., C	29	32	1.1
2012	Jorge Brian Diaz, Jr., C	16	31	1.9
2011	Andre Almeida, Jr., C	30	39	1.3
2010	Jorge Brian Diaz, Fr., C	33	41	1.2
2009	Toney McCray, Fr., G	30	18	0.6
2008	Aleks Maric, Sr., C	33	57	1.7
2007	Aleks Maric, Jr., C	30	33	1.1
2006	Wes Wilkinson, Sr., F	32	61	1.9
2005	John Turek, Sr., F	28	35	1.3
2004	John Turek, Jr., F	31	37	1.2
2003	John Turek, So., F	30	52	1.7
2002	John Turek, Fr., F	26	39	1.4
2001	Kimani Ffriend, Sr., C	28	74	2.6
2000	Kimani Ffriend, Jr., C	30	85	2.8
1999	Venson Hamilton, Sr., C	33	80	2.4
1998	Venson Hamilton, Jr., C	32	66	2.1
1997	Mikki Moore, Sr., C	33	88	2.7
1996	Mikki Moore, Jr., C	35	71	2.1
1995	Mikki Moore, So., C	32	67	2.1
1994	Terrance Badgett, So., F	29	26	0.9
1993	Derrick Chandler, Sr., C	31	53	1.7
1992	Derrick Chandler, Jr., C	29	91	3.1
1991	Rich King, Sr., C	34	68	2.0
1990	Rich King, Jr., C	28	45	1.6
1989	Rich King, So., C	33	50	1.5
1988	Derrick Vick, Sr., F	31	21	0.7
1987	Derrick Vick, Jr., F	32	19	0.6
1986	Dave Hoppen, Sr., C	19	11	0.6
1985	Ronnie Smith, Sr., C/F	29	13	0.4
	Dave Hoppen, Jr., C	30	13	0.4
1984	Dave Hoppen, So., C	30	12	0.4
1983	Dave Hoppen, Fr., C	32	19	0.6
1982	Lenard Johnson, Jr., F/C	27	23	0.9
1981	Andre Smith, Sr., C	26	20	0.8
1980	Greg Downing, Fr., G/F	31	15	0.5
1979	Carl McPipe, Sr., C	26	30	1.2
1978	Terry Novak, Sr., G/F	30	18	0.6

STEALS

Year	Leader	G	No.	Avg.
2018	Glynn Watson Jr., Jr., G	33	47	1.4
2017	Glynn Watson Jr., So., G	31	50	1.6
2016	Tai Webster, Jr., G	34	46	1.4
2015	Benny Parker, Jr., G	31	45	1.5
2014	David Rivers, Jr., F	25	25	1.0
2013	Ray Gallegos, Jr., G	33	46	1.4
2012	Brandon Richardson, Sr., G	30	54	1.8
2011	Lance Jeter, Sr., G	32	57	1.8
2010	Ryan Anderson, Sr., G	31	53	1.7
2009	Cookie Miller, So., G	30	45	1.5
2008	Steve Harley, Sr., G	31	45	1.5
2007	Cookie Miller, Fr., G	30	58	1.7
2006	Charles Richardson Jr., Sr., G	31	56	1.8
2005	Charles Richardson Jr., Jr., G	30	34	1.1
2004	Joe McCray, Fr., G	28	32	1.1
2004	Jake Muhleisen, Jr., G	31	36	1.2

2003	Brennon Clemmons, Sr., G	26	47	1.8
2002	Brennon Clemmons, Jr., G	28	48	1.7
2001	Cookie Belcher, Sr., G	30	82	2.7
2000	Larry Florence, Sr., F	30	44	1.5
1999	Cookie Belcher, Jr., G	32	102	3.2
1998	Cookie Belcher, So., G	32	75	2.3
1997	Cookie Belcher, Fr., G	33	87	2.6
1996	Erick Strickland, Sr., G	35	61	1.7
1995	Erick Strickland, Jr., G	31	89	2.9
1994	Erick Strickland, So., G	30	60	2.0
1993	Jamar Johnson, Jr., G	31	52	1.7
1992	Jamar Johnson, So., G	28	36	1.3
1991	Clifford Scales, Sr., G	34	64	1.9
1990	Clifford Scales, Jr., G	26	44	1.7
1989	Eric Johnson, Sr., G	32	68	2.1
1988	Eric Johnson, Jr., G	31	60	1.9
1987	Brian Carr, Sr., G	33	67	2.0
1986	Brian Carr, Jr., G	30	31	1.0
1985	Curtis Moore, Sr., F	30	45	1.5
1984	David Ponce, Sr., G	30	36	1.2
1983	Greg Downing, Sr., G/F	31	46	1.5
1982	Ray Collins, Sr., G/F	28	38	1.4
1981	Jack Moore, Jr., G	27	36	1.3
1980	Jack Moore, So., G	31	42	1.4
1979	Brian Banks, Sr., G	24	34	1.4
1978	Brian Banks, Jr., G	30	36	1.2

MINUTES PLAYED

Year	Leader	G	Min.	Avg.
2018	James Palmer Jr., Jr., G	33	1024	31.0
2017	Tai Webster, Sr., G	31	1075	34.7
2016	Shavon Shields, Sr., F	30	921	30.7
2015	Shavon Shields, Jr., F	31	1095	35.3
2014	Shavon Shields, So., F	32	1042	32.6
2013	Ray Gallegos, Jr., G	33	1237	37.5

2012	Bo Spencer, Sr., G	30	976	32.5
2011	Lance Jeter, Sr., G	33	967	30.2
2010	Lance Jeter, Jr., G	33	1,024	31.0
2009	Steve Harley, Sr., G	31	937	30.2
2008	Ryan Anderson, So., G	33	980	29.7
2007	Charles Richardson Jr., Sr., G	31	1,125	36.3
2006	Jason Dourisseau, Sr., G	33	1,006	30.5
2005	Joe McCray, Fr., G	28	832	29.7
2004	Jake Muhleisen, Jr., G	31	827	26.7
2003	Nate Johnson, Jr., G	28	895	32.0
2002	Jake Muhleisen, Fr., G	28	821	29.3
2001	Cookie Belcher, Sr., G	30	1,024	34.1
2000	Venson Bradford, Jr., F	30	904	30.1
1999	Venson Hamilton, Sr., C	33	1,074	32.5
1998	Tyronn Lue, Jr., G	32	1,149	35.9
1997	Tyronn Lue, So., G	32	1,150	35.9
1996	Jaron Boone, Sr., G	34	1,105	32.5
1995	Jaron Boone, Jr., G	32	1,043	32.6
1994	Eric Piatkowski, Sr., F	30	972	32.4
1993	Eric Piatkowski, Jr., F	30	892	29.7
1992	Eric Piatkowski, So., F	29	873	30.1
1991	Clifford Scales, Sr., G	34	982	28.9
1990	Clifford Scales, Jr., G	26	824	31.7
1989	Eric Johnson, Sr., G	32	996	31.1
1988	Eric Johnson, Jr., G	31	889	28.7
1987	Brian Carr, Sr., G	33	1,065	32.3
1986	Brian Carr, Jr., G	30	1,063	35.4
1985	Dave Hoppen, Jr., C	30	1,155	38.5
1984	Dave Hoppen, So., C	30	1,058	35.3
1983	Stan Cloudy, Jr., F	32	1,021	31.9
1982	Jack Moore, Sr., G	27	1,017	37.7
1981	Jack Moore, Jr., G	27	984	36.4
1980	Jack Moore, So., G	31	1,143	36.9
1979	Bob Moore, Sr., G	27	868	32.1

ASSISTS

Year	Leader	G	No.	Avg.
2018	Glynn Watson Jr., Jr., G	33	106	3.2
2017	Tai Webster, Sr., G	31	124	4.0
2016	Shavon Shields, Sr., F	30	80	2.7
2015	Terran Petteway, Jr., G	31	87	2.7
2014	Tai Webster, Fr., G	32	63	2.0
2013	Dylan Talley, Sr., G	33	81	2.5
2012	Bo Spencer, Sr., G	30	98	3.8
	Brandon Richardson, Sr., G	30	98	3.8
2011	Lance Jeter, Sr., G	33	145	4.5
2010	Lance Jeter, Jr., G	33	134	4.1
2009	Cookie Miller, So., G	30	109	3.6
2008	Cookie Miller, Fr., G	30	109	3.6
2007	Charles Richardson Jr., Sr., G	31	179	5.8
2006	Charles Richardson Jr., Jr., G	30	100	3.3
2005	Marcus Neal Jr., Sr., G	28	93	3.3
2004	Charles Richardson Jr., Fr., G	31	66	2.1
2003	Brennon Clemmons, Sr., G	26	68	2.6
2002	Jake Muhleisen, Fr., G	28	105	3.8
2001	Cookie Belcher, Sr., G	30	131	4.4
2000	Danny Walker, Jr., G	29	97	3.3
1999	Cookie Belcher, Jr., G	32	138	4.3
1998	Tyronn Lue, Jr., G	32	152	4.8
1997	Tyronn Lue, So., G	32	136	4.3
1996	Tyronn Lue, Fr., G	35	144	4.1
1995	Erick Strickland, Jr., G	31	133	4.3
1994	Jamar Johnson, Sr., G	28	123	4.4
1993	Jamar Johnson, Jr., G	28	102	3.3
1992	Jamar Johnson, So., G	28	130	4.6
1991	Beau Reid, Sr., F	34	130	3.8
1990	Clifford Scales, Jr., G	26	110	4.2
1989	Eric Johnson, Sr., G	32	135	4.2
	Beau Reid, So., F	32	135	4.2
1988	Eric Johnson, Jr., G	31	112	3.6
1987	Brian Carr, Sr., G	33	166	5.0
1986	Brian Carr, Jr., G	30	201	6.7
1985	Brian Carr, So., G	30	237	7.9



Shavon Shields led the Huskers in both scoring and assists during the 2015-16 season.

RECORDS

2018-19 NEBRASKA BASKETBALL
NEBRASKA YEAR-BY-YEAR TOTALS



Season	Won-Lost	FG-FGA	Pct.	FT-FTA	Pct.	Reb.-Avg.	Pts.-Avg.
1948	11-13	494-1,717	.288	356-613	.581	*	1,344-56.0
1949	16-10	504-1,719	.293	351-595	.590	*	1,359-52.3
1950	16-7	490-1,506	.325	369-598	.617	*	1,349-58.7
1951	9-14	440-1,283	.343	329-447	.662	*	1,209-52.6
1952	7-17	569-1,661	.343	357-603	.592	888-37.0	1,495-62.3
1953	9-11	444-1,252	.355	510-795	.642	835-41.8	1,398-69.9
1954	8-13	503-1,336	.376	463-772	.600	747-35.6	1,469-70.0
1955	9-12	506-1,288	.393	474-681	.696	882-42.0	1,486-70.8
1956	7-16	490-1,421	.345	452-715	.632	770-33.5	1,432-62.3
1957	11-12	487-1,301	.374	446-667	.669	905-39.3	1,420-61.7
1958	10-13	470-1,255	.375	387-637	.608	892-38.8	1,327-57.7
1959	12-13	531-1,422	.373	402-619	.649	1,122-44.9	1,464-58.6
1960	7-17	561-1,559	.360	370-573	.646	1,170-48.8	1,492-62.7
1961	10-14	554-1,447	.383	437-651	.671	1,162-48.4	1,545-64.4
1962	9-16	575-1,470	.391	389-592	.657	1,128-45.1	1,539-61.6
1963	6-19	573-1,502	.381	341-554	.616	1,101-44.0	1,487-59.5
1964	8-17	645-1,676	.385	289-521	.555	1,063-42.5	1,579-63.2
1965	10-15	635-1,611	.394	436-724	.602	1,053-42.1	1,706-68.2
1966	20-5	739-1,708	.433	450-650	.692	1,061-42.4	1,928-77.2
1967	16-9	784-1,749	.448	424-583	.727	1,032-41.3	1,992-78.9
1968	15-10	725-1,612	.450	504-659	.765 (3)	835-33.4	1,954-78.2
1969	12-14	690-1,587	.435	527-739	.713	908-34.9	1,908-73.4
1970	16-9	696-1,527	.455	421-620	.679	899-36.0	1,813-72.5
1971	18-8	753-1,490	.505 (6)	402-574	.700	890-34.2	1,908-73.4
1972	14-12	734-1,509	.486	367-579	.634	1,022-39.3	1,835-70.6
1973	9-17	704-1,647	.427	244-380	.642	972-37.4	1,652-63.5
1974	14-12	725-1,730	.419	291-443	.657	1,121-43.1	1,741-67.0
1975	14-12	741-1,679	.441	317-485	.654	1,032-39.7	1,799-69.2
1976	19-8	715-1,637	.465	385-532	.724	890-33.0	1,815-67.2
1977	15-14	732-1,638	.447	350-541	.647	1,010-34.8	1,814-62.6
1978	22-8	829-1,696	.489	374-551	.679	963-32.1	2,032-67.7
1979	14-13	720-1,555	.463	289-438	.660	882-32.7	1,729-64.0
1980	18-13	812-1,600	.508	507-677	.749 (15)	809-26.1	2,131-68.7
1981	15-12	666-1,360	.490	380-507	.750 (11)	737-27.3	1,712-63.4
1982	16-12	679-1,441	.471	409-552	.741 (11)	777-27.8	1,767-63.1
1983	22-10	855-1,667	.513	478-696	.687	979-30.6	2,188-68.4
1984	18-12	786-1,529	.514	376-534	.704	846-28.2	1,948-64.9
1985	16-14	873-1,706	.512	409-568	.720	913-30.4	2,155-71.8
1986	19-11	835-1,635	.511	455-612	.743	902-30.1	2,125-70.8

Season	Won-Lost	FG-FGA	Pct.	3FG-Att.	Pct.	FT-FTA	Pct.	Reb.-Avg.	Pts.-Avg.
1987	21-12	904-1,933	.468	120-325	.369	544-778	.699	1,119-33.9	2,472-74.9
1988	13-18	832-1,737	.479	88-246	.358	456-636	.718	1,016-32.8	2,208-71.2
1989	17-16	936-1,991	.470	122-335	.364	541-808	.670	1,292-39.2	2,535-76.8
1990	10-18	829-1,759	.471	106-302	.351	495-717	.690	1,069-38.2	2,259-80.7
1991	26-8	1,081-2,185	.495	125-358	.349	690-981	.703	1,454-42.8	2,977-87.6
1992	19-10	842-1,826	.461	183-489	.374	467-739	.632	1,305-45.0	2,334-80.5
1993	20-11	908-1,975	.460	158-468	.338	523-765	.684	1,283-41.4	2,497-80.5
1994	20-10	956-1,978	.483	194-564	.344	514-690	.745 (9)	1,201-40.0	2,620-87.3(11)
1995	18-14	907-1,947	.466	173-504	.343	523-766	.683	1,209-37.8	2,510-78.4
1996	21-14	1,007-2,089	.482	176-494	.356	618-897	.689	1,353-38.7	2,808-80.2
1997	18-15	895-1,927	.464	113-349	.324	504-752	.670	1,295-39.2	2,407-72.9
1998	20-12	867-1,938	.447	150-436	.344	406-649	.626	1,263-39.5	2,290-71.6
1999	20-13	799-1,764	.453	113-365	.310	466-716	.651	1,169-35.4	2,177-66.0
2000	11-19	737-1,729	.426	144-434	.332	432-700	.617	1,217-40.6	2,050-68.3
2001	14-16	755-1,591	.487 (11)	184-480	.383	400-670	.597	1,075-35.8	2,134-71.1
2002	13-15	656-1,668	.393	267-729#	.366	375-555	.676	998-35.6	1,954-69.8
2003	11-19	686-1,724	.398	139-504	.276	389-599	.649	1,114-38.1	1,900-63.3
2004	18-13	765-1,641	.466	210-540	.389 (19)	444-618	.718	1,120-36.1	2,184-70.5
2005	14-14	661-1,556	.425	174-550	.316	409-620	.660	1,072-38.3	1,905-68.0
2006	19-14	736-1,796	.410	221-637	.347	508-758	.670	1,277-38.7	2,201-66.7
2007	17-14	700-1,537	.455	244-650	.375	428-600	.713	928-29.9	2,072-66.8
2008	20-13	790-1,729	.457	190-555	.342	444-667	.666	1,131-34.3	2,214-67.1
2009	18-13	686-1,571	.437	206-571	.361	421-600	.702	861-27.8	1,999-64.5
2010	15-18	768-1,745	.440	217-547	.397 (15)	441-654	.674	1,069-32.4	2,194-66.5
2011	19-13	773-1,677	.461	164-522	.314	414-590	.702	1,131-35.3	2,124-66.4
2012	12-18	649-1,521	.427	194-599	.324	335-437	.767 (7)	901-30.0	1,827-60.9
2013	15-18	708-1,741	.407	165-537	.307	342-494	.692	1,041-31.5	1,923-58.3
2014	19-13	719-1,684	.427	188-564	.333	511-713	.717	1,059-33.1	2,137-66.8
2015	13-18	664-1,613	.412	161-566	.284	416-588	.707	1,022-33.0	1,905-61.5
2016	16-18	883-1,976	.447	220-634	.347	470-644	.730	1,198-35.2	2,456-72.2
2017	12-19	793-1,906	.416	179-560	.320	403-568	.710	1,187-38.3	2,168-69.9
2018	22-11	820-1,906	.430	232-670	.346	514-716	.718	1,191-36.1	2,386-72.3

*Rebounding statistics unavailable prior to 1952 and for five games in 1952. #Third nationally in 3-pointers made per game. Note: National top-25 rank, if any, indicated in ().

RECORDS



2018-19 NEBRASKA BASKETBALL

OPPONENT YEAR-BY-YEAR TOTALS

Season	Games	FG-FGA	Pct.	FT-FTA	Pct.	Reb.-Avg.	Pts.-Avg.
1948	24	503*	*	350-588	.627	*	1,356-56.5
1949	26	487*	*	348-600	.580	*	1,322-50.8
1950	23	437*	*	359-586	.613	*	1,233-53.6
1951	23	531-1,462	.363	283-445	.636	*	1,345-58.5
1952	24	*	*	*	*	*	1,580-65.8
1953	20	487-1,409	.346	458-707	.648	790-39.5	1,432-71.6
1954	21	546-1,407	.388	461-721	.639	707-33.7	1,553-74.0
1955	21	497-1,451	.343	514-748	.687	940-44.8	1,508-71.8
1956	23	574-1,626	.353	491-712	.690	1,019-44.3	1,639-71.3
1957	23	513-1,475	.348	493-754	.654	1,010-43.9	1,519-66.0
1958	23	567-1,526	.372	344-539	.638	985-42.8	1,478-64.3
1959	25	565-1,538	.367	374-559	.669	1,135-45.4	1,504-60.2
1960	24	545-1,476	.369	426-655	.650	1,191-49.6	1,516-63.2
1961	24	595-1,621	.367	381-571	.667	1,161-48.4	1,571-65.5
1962	25	656-1,584	.414	364-518	.703	1,052-42.1	1,676-67.0
1963	25	622-1,457	.427	441-639	.690	1,062-42.5	1,685-67.4
1964	25	661-1,633	.405	478-698	.685	1,097-43.9	1,800-72.0
1965	25	676-1,631	.414	486-714	.681	946-37.8	1,838-73.5
1966	25	718-1,666	.431	367-575	.638	987-39.5	1,803-72.1
1967	25	730-1,635	.446	480-691	.695	992-39.7	1,940-77.6
1968	25	750-1,526	.491	370-550	.673	799-32.0	1,870-74.8
1969	26	736-1,639	.449	451-656	.688	886-34.1	1,923-74.0
1970	25	674-1,457	.462	456-675	.676	839-33.6	1,804-72.1
1971	26	689-1,483	.465	384-600	.640	906-34.8	1,762-67.7 (15)
1972	26	654-1,519	.431	451-657	.686	973-37.4	1,759-67.7
1973	26	767-1,706	.450	275-423	.650	1,194-45.9	1,809-69.2
1974	26	716-1,729	.414	301-448	.672	1,084-41.7	1,733-66.7
1975	26	716-1,598	.448	365-525	.695	1,121-43.1	1,797-69.1
1976	27	674-1,447	.468	347-518	.670	907-33.6	1,695-62.8 (8)
1977	29	694-1,572	.441	383-547	.700	1,049-36.2	1,771-61.1 (6)
1978	30	735-1,546	.475	418-608	.688	967-32.2	1,888-62.9 (8)
1979	27	646-1,333	.485	391-552	.708	931-34.5	1,683-62.3 (9)
1980	31	856-1,644	.521	389-519	.750	952-30.7	2,101-67.8
1981	27	631-1,265	.499	350-473	.739	753-29.0	1,612-62.0 (14)
1982	28	607-1,351	.449	335-474	.707	883-31.5	1,549-55.3 (10)
1983	32	766-1,606	.477	418-609	.686	963-30.1	1,950-60.9
1984	30	723-1,452	.498	403-565	.713	821-27.4	1,849-61.6
1985	30	834-1,652	.505	401-574	.699	935-31.2	2,069-69.0
1986	30	822-1,669	.493	356-537	.663	923-30.8	2,000-66.7

Season	Games	FG-FGA	Pct.	3FG-Att.	Pct.	FT-FTA	Pct.	Reb.-Avg.	Pts.-Avg.
1987	33	887-1,888	.470	143-338	.423	537-773	.695	1,201-36.4	2,454-74.4
1988	31	803-1,684	.477	120-317	.379	602-844	.713	1,018-32.8	2,328-75.1
1989	33	916-2,011	.455	160-420	.381	586-880	.666	1,204-36.5	2,578-78.1
1990	28	863-1,817	.475	168-417	.403	516-715	.722	1,065-38.0	2,410-86.1
1991	34	950-2,173	.437	209-605	.345	563-891	.632	1,230-36.2	2,672-78.6
1992	29	846-2,016	.429	178-544	.327	345-563	.613	1,118-38.6	2,215-76.4
1993	31	827-1,923	.430	154-508	.303	538-833	.646	1,175-37.9	2,346-75.7
1994	30	850-1,951	.436	196-599	.327	523-791	.661	1,165-38.8	2,419-80.6
1995	32	831-1,997	.416	230-652	.353	475-707	.672	1,272-39.8	2,367-74.0
1996	35	900-2,174	.414	212-613	.346	631-956	.660	1,319-37.7	2,643-75.5
1997	33	791-1,928	.410	185-519	.356	589-864	.682	1,162-35.2	2,356-71.4
1998	32	774-1,935	.400	202-635	.318	442-671	.659	1,222-38.2	2,192-68.5
1999	33	752-1,809	.416	207-609	.340	410-639	.642	1,139-34.5	2,121-64.3
2000	30	797-1,888	.422	228-661	.345	398-609	.654	1,113-37.1	2,220-74.0
2001	30	742-1,720	.431	184-543	.339	418-594	.704	980-32.7	2,086-69.5
2002	28	706-1,631	.433	213-610	.349	355-510	.696	1,135-40.5	1,980-70.7
2003	30	724-1,776	.408	193-639	.302	413-585	.706	1,172-39.1	2,054-68.5
2004	31	685-1,711	.400 (20)	180-551	.327	399-583	.684	995-32.1	1,949-62.9
2005	28	618-1,493	.414	169-520	.325	385-567	.679	926-33.1	1,790-63.9
2006	33	793-1,928	.411	252-693	.364	342-522	.655	1,159-35.1	2,180-66.1
2007	31	686-1,593	.431	236-624	.378	381-541	.704	994-32.1	1,989-64.2
2008	33	687-1,710	.402 (28)	243-668	.364	385-548	.703	1,063-32.2	2,002-60.7 (18)
2009	31	638-1,482	.431	191-563	.339	405-586	.691	1,066-34.4	1,872-60.4 (22)
2010	33	725-1,682	.431	233-625	.373	486-700	.694	1,080-32.7	2,169-65.7
2011	32	773-1,677	.389 (7)	229-681	.336	393-581	.676	1,016-31.8	1,936-60.5 (16)
2012	30	696-1,533	.454	218-596	.366	359-509	.705	932-31.1	1,969-65.6
2013	33	736-1,695	.434	177-530	.344	445-659	.675	1,161-35.2	2,094-63.5
2014	32	696-1,658	.420	186-590	.315	507-744	.681	1,121-35.0	2,085-65.2
2015	31	657-1,627	.404	208-622	.334	435-627	.694	1,085-35.0	1,957-63.1
2016	34	799-1,823	.438	227-620	.366	520-723	.719	1,130-33.2	2,345-69.0
2017	31	805-1,800	.447	240-601	.399	414-593	.698	1,124-36.3	2,264-73.0
2018	33	856-2,025	.430	192-597	.322	361-537	.672	1,257-38.1	2,265-68.6

*Rebounding statistics unavailable prior to 1952 and for five games in 1952. Note: NU's national defensive rank, if any, indicated in ().

RECORDS

Opened on Aug. 29, 2013, Pinnacle Bank Arena is the home of the Nebraska men's and women's basketball programs. Located in the Haymarket District in downtown Lincoln, Pinnacle Bank Arena has a basketball capacity of 15,000 and is quickly becoming one of the premier concert destinations in the Midwest. Since its opening, it has hosted concerts ranging from Jay-Z, Paul McCartney, Jason Aldean, Katy Perry, The Eagles and Michael Bublé.

Pinnacle Bank Arena opened to rave reviews during its first year of operation. It was a nominee for best New Major Concert Venue by Pollstar Magazine, one of five facilities in the world chosen for the honor. In April of 2014, the facility was chosen as the Best Arena in College Basketball by Athletic Business, a magazine source for athletic, fitness and recreation professionals.

The 470,400-square foot arena was created with basketball in mind. The facility features a split upper concourse, allowing fans to be closer to the floor than in a typical arena. Pinnacle Bank Arena also features expansive premium seating with 36 suites, 20 loge boxes and over 800 club seats in addition to courtside seating. Other arena amenities include free wi-fi, a Panasonic video board which is 16 1/2 feet tall and 22 feet wide, as well as an upper video board which is six feet tall and 22 feet wide, and retractable seating to allow an intimate environment on game days as well as over 160 concession points of sale. The arena also features an expansive student section with 1,000 seats on the 100 Level, including behind both team benches.

The \$179-million dollar arena is easily accessible in downtown Lincoln as nearly 5,100 parking stalls are within walking distance of the facility, including three new parking garages and the Festival Space to the north of Pinnacle Bank Arena. Pinnacle Bank Arena is part of a \$344 million project in the Haymarket District in downtown Lincoln which also includes a 200-room hotel, 100,000 square feet of retail space, another 100,000 square feet of office space and 100 residential units.

PINNACLE BANK ARENA TIMELINE

- May 11, 2010 Lincoln Arena Bond Issue Passes
- Sept. 7, 2011 Arena Groundbreaking
- Dec. 6, 2011 Naming rights awarded to Pinnacle Bank Arena
- June 2, 2012 Removal of BNSF Railroad begins
- Sept. 14, 2012 Canopy Street Groundbreaking
- Dec. 12, 2012 Arena Topping Off Ceremony
- Aug. 12, 2013 Arena Completion Date
- Aug. 16, 2013 UNL Graduate Commencement
- Aug. 17, 2013 UNL Undergraduate Commencement
- Aug. 29, 2013 Pinnacle Bank Arena Grand Opening
- Sept. 13, 2013 Michael Bublé Concert (1st concert)
- Oct. 27, 2013 NU WBB vs. Pittsburg State (exhibition)
- Nov. 4, 2013 NU MBB vs. UNK (exhibition)
- Nov. 8, 2013 NU Women's Basketball Opener vs. UCLA
- Nov. 8, 2013 NU Men's Basketball Opener vs. FGCU

PINNACLE BANK ARENA CONSTRUCTION

- Owner:** City of Lincoln
- Owner's Representative:** PC Sports
- Operator:** SMG
- Construction Managers:** M.A. Mortenson Company/
Hampton Construction Company
- Architect:** DLR Group
- Associate Architects:** BVH Architects/The Clark Enersen
Partners
- Food Service Consultant:** SMG/Savor and Williams Caruso
& Associates



Opening night for the Huskers at Pinnacle Bank Arena was a smashing success. The pregame ceremonies included performances from Tommy Lee and DJ Aero (upper left), the Cornhusker Marching Band (middle and lower left) while Karmin (top right) sang the national anthem. A sellout crowd of 15,119 was on hand as Nebraska defeated Florida Gulf Coast, 79-55, behind a game-high 28 points from Shavon Shields. Use your smart phone to watch some of the highlights from opening night at Pinnacle Bank Arena.

RECORDS

PINNACLE BANK ARENA FACTS

Games: 83 in 5 seasons
All-time Record: 59-24 (.711)
Overtime Record: 2-3 (.400)
Record vs. Ranked Opponents: 5-8 (.384)
Record vs. Unranked Opponents: 54-16 (.771)
Most Consecutive Home Winning Seasons: 3, 2014-16
Most Home Games, Season: 18, 2015-16
Most Wins in Pinnacle Bank Arena, Season: 16, 2017-18
Most Home Wins, Season: 16, 2017-18
Most Home Losses, Season: 8, 2015-16, 2016-17
Most Consecutive Home Wins: 12, Jan. 20-Nov. 18, 2014
Most Consecutive Home Losses:
 3, Feb. 10, 2015-March 8, 2015
Most Consecutive Home Conference Wins:
 9, Dec. 5, 2017-present
Most Consecutive Home Conference Losses:
 5, Feb. 10, 2015-Jan. 2, 2016

TOP-10 PINNACLE BANK ARENA CROWDS

No.	Attend.	Opponent	Date
1.	15,998	Wisconsin	March 9, 2014
2.	15,991	Penn State	Feb. 25, 2018
3.	15,987	Tennessee-Martin	Nov. 28, 2014
4.	15,978	Northwestern	March 1, 2014
5.	15,952	Iowa	Jan. 27, 2018
6.	15,949	Arkansas State	Dec. 14, 2013
7.	15,945	Minnesota	Jan. 26, 2014
8.	15,933	Iowa	Feb. 22, 2015
9.	15,908	Maryland	Feb. 13, 2018
10.	15,902	Creighton	Dec. 7, 2016

15,000-plus crowds

69 (Last time, Feb. 25, 2018 vs. Penn State)

14,000-plus crowds

82 (Last time, Feb. 25, 2018 vs. Penn State)

Season Opener Record

15,883, vs. Sacramento State, Nov. 13, 2016

Opening-Night Attendance

15,119, vs. Florida Gulf Coast, Nov. 8, 2013

Last Conference Sellout

15,991 vs. Penn State, Feb. 25, 2018

Last Non-Conference Sellout

15,905 vs. Creighton, Dec. 7, 2016

PINNACLE BANK ARENA YEAR BY YEAR

Season	Overall		Conference		Non-Conference	
	W-L	Pct.	W-L	Pct.	W-L	Pct.
2013-14	15-1	.938	8-1	.889	7-0	1.000
2014-15	10-6	.625	5-4	.555	5-2	.714
2015-16	10-8	.556	3-6	.333	7-2	.778
2016-17	8-8	.500	3-6	.333	5-2	.714
2017-18	16-1	.941	9-0	1.000	7-1	.875
5 Years	59-24	.711	28-17	.622	31-7	.816



RECORD VS. OPPONENTS AT PINNACLE BANK ARENA

Opponent	W-L	Pct.
Abilene Christian	1-0	1.000
Arkansas Pine Bluff	1-0	1.000
Arkansas State	1-0	1.000
Boston College	1-0	1.000
Central Arkansas	1-0	1.000
Cincinnati	1-0	1.000
Creighton	0-2	.000
Delaware State	2-0	1.000
Eastern Illinois	1-0	1.000
Florida Gulf Coast	1-0	1.000
Gardner-Webb	0-1	.000
Illinois	3-1	.750
Incarnate Word	0-1	.000
Indiana	2-2	.500
Iowa	2-1	.667
Kansas	0-1	.000
Louisiana Tech	1-0	1.000
Mary	1-0	1.000
Maryland	1-2	.333
Miami (Fla.)	1-1	.500
Michigan	1-3	.250
Michigan State	1-1	.500
Minnesota	4-0	1.000
Mississippi Valley State	1-0	1.000
North Dakota	1-0	1.000
North Texas	1-0	1.000
Northern Illinois	1-0	1.000
Northern Kentucky	1-0	1.000
Northwestern	2-2	.500
Ohio State	1-2	.333
Omaha	1-0	1.000
Penn State	4-0	1.000
Prairie View A&M	1-0	1.000
Purdue	2-1	.667
Rutgers	3-0	1.000
Sacramento State	1-0	1.000
Samford	0-1	.000
South Carolina State	1-0	1.000
South Dakota	1-0	1.000
Southern	1-0	1.000
Southeastern Louisiana	1-0	1.000
Stetson	1-0	1.000
Tennessee-Martin	1-0	1.000
The Citadel	1-0	1.000
UTSA	1-0	1.000
Western Illinois	1-0	1.000
Wisconsin	2-2	.500
Non-Conference Totals	31-7	.816
Conference	28-17	.622
All-Time Record	59-24	.651

NEBRASKA INDIVIDUAL

Points:
 35, Terran Petteway vs. Minnesota, Jan. 26, 2014
 35, Shavon Shields vs. Omaha, Nov. 25, 2014
 35, Andrew White III vs. Penn State, Feb. 13, 2016

Field Goals:
 12, Shavon Shields vs. Omaha, Nov. 25, 2014
 12, Isaac Copeland Jr., vs. North Dakota, Nov. 19, 2017

Field Goal Attempts:
 25, Shavon Shields vs. Miami, Dec. 1, 2015 (11 made)

Field Goal Percentage:
 1.000, David Rivers vs. No. Kentucky, Nov. 16, 2014 (5-5)
 1.000, Ed Morrow Jr. vs. SE Louisiana, Nov. 22, 2015 (5-5)

Field Goals, No Misses:
 5, David Rivers vs. No. Kentucky, Nov. 16, 2014 (5-5)
 5, Ed Morrow Jr. vs. SE Louisiana, Nov. 22, 2015 (5-5)

3-Point Field Goals:
 6, Glynn Watson Jr., vs. Iowa, Jan. 5, 2017 (8 att)

3-Point Field Goals Attempted:
 12, Andrew White III vs. Abilene Christian, Dec. 6, 2015 (4 made)

3-Point Field Goal Percentage: (Most w/o Miss)
 1.000, Shavon Shields vs. Omaha, Nov. 22, 2014 (4-4)
 1.000, Jack McVeigh vs. Miss. Valley St., Nov. 14, 2015 (4-4)

Free Throws:
 15, Shavon Shields vs. Illinois, Feb. 12, 2014 (15 att.)

Free Throw Attempts:
 19, Terran Petteway vs. Penn State, Feb. 20, 2014 (14 made)

Free Throws, No Misses:
 15, Shavon Shields vs. Illinois, Feb. 12, 2014

Rebounds:
 13, Isaiah Roby vs. Eastern Illinois, Nov. 11, 2017

Assists:
 9, Glynn Watson Jr. vs. Rutgers, Feb. 6, 2016
 9, Tai Webster vs. South Dakota, Dec. 3, 2016

Blocked Shots:
 6, Isaiah Roby vs. Eastern Illinois, Nov. 11, 2017

Steals:
 5, Tai Webster vs. Michigan, Jan. 23, 2016
 5, James Palmer Jr. vs. Boston College, Nov. 29, 2017

Minutes Played:
 49, Tai Webster vs. Iowa (2 OT), Jan. 5, 2017

NEBRASKA OPPONENT

Points:
 34, Peter Jok, Iowa, Jan. 5, 2017

Field Goals:
 13, Udoka Azubuike, Kansas, Dec. 16, 2017 (17 att.)

Field Goal Attempts:
 24, Travis Trice, Michigan State, Jan. 24, 2015 (9 made)
 24, Peter Jok, Iowa, Jan. 5, 2017 (12 made)

Field Goal Percentage:
 1.000, Kenny Goins, Michigan State, Feb. 2, 2017 (5-5)

Field Goals, No Misses (Min. 5 att.):
 5, Kenny Goins, Michigan State, Feb. 2, 2017

3-Point Field Goals:
 8, Malik Smith, Minnesota, Jan. 26, 2014 (12 att.)

3-Point Field Goals Attempted:
 12, Malik Smith, Minnesota, Jan. 26, 2014 (8 made)

3-Point Field Goal Percentage: (Most w/o Miss)
 1.000, Rick Kreklow, Creighton, Dec. 7, 2014 (3-3)
 1.000, JerShon Cobb, Northwestern, Feb. 3, 2015 (3-3)
 1.000, Joshua Langford, Michigan St., Feb. 2, 2017 (3-3)
 1.000, Alvin Ellis III, Michigan State, Feb. 2, 2017 (3-3)
 1.000, Terrell Lewis, Eastern Illinois, Nov. 11, 2017 (3-3)
 1.000, DJ Draper, North Texas, Nov. 13, 2017 (3-3)

Free Throws:
 9, Melo Trimble, Maryland, March 8, 2014 (10 att.)

Free Throw Attempts:
 11, Rayvonte Rice, Illinois, Feb. 12, 2014 (7 made)
 11, Ghaivonni Robinson, Arkansas-Pine Bluff, Nov. 24,

2015 (6 made)
 11, Nigel Hayes, Wisconsin, Feb. 9, 2017 (7 made)
 11, Tony Carr, Penn State, Feb. 25, 2018 (7 made)

Free Throws, No Misses:
 8, Christen Cunningham, Samford, Dec. 20, 2015

Rebounds:
 18, Brandon Dawson, Michigan State, Jan. 24, 2015

Assists:
 16, Derrick Walton Jr., Michigan, March 5, 2017

Blocked Shots:
 8, Diamond Stone, Maryland, Feb. 3, 2016

Steals:
 7, Josh Reeves, Penn State, Feb. 25, 2018

Minutes Played:
 45, Tony Caupain, Cincinnati, Dec. 13, 2014 (2 OT)

NEBRASKA TEAM

Points in a Game:
 104, vs. UTSA, Dec. 20, 2017

Fewest Points in a Game:
 46, vs. Iowa, Feb. 22, 2015

Points in a Half:
 55, vs. UTSA, Dec. 20, 2017 (2nd)

Fewest Points in a Half:
 13, vs. Wisconsin, Feb. 10, 2015 (1st)

Margin of Victory:
 46, vs. Mississippi Valley State, Nov. 14, 2015 (97-51)

Margin of Defeat:
 36, vs. Michigan, March 5, 2017 (57-93)

Field Goals:
 36, vs. North Dakota, Nov. 19, 2017 (68 att.)

Field Goal Attempts:
 71, vs. Iowa, Jan. 5, 2017 (32 made)

Field Goal Percentage:
 .628, vs. Northwestern, Feb. 3, 2015 (27-43)

Lowest Field Goal Percentage:
 .271, vs. Ohio State, Feb. 20, 2016 (19-70)

3-Point Field Goals:
 13, vs. Delaware State, Dec. 22, 2017 (27 att.)

3-Point Field Goals Attempted:
 35, vs. Ohio State, Feb. 20, 2016 (9 made)

3-Point Field Goal Percentage:
 .750, vs. Rhode Island, Dec. 13, 2015 (6-8)

Free Throws Made:
 37, vs. Penn State, Feb. 20, 2014 (48 att.)
 37, vs. UTSA, Dec. 20, 2018 (50 att.)

Fewest Free Throws Made:
 3, vs. Michigan, March 5, 2017 (15 att.)

Free Throw Attempts:
 50, vs. UTSA, Dec. 20, 2017 (37 made)

Fewest Free Throws Attempted:
 5, vs. Illinois, Jan. 11, 2015 (5 made)

Free Throw Percentage (Min. 10 att.):
 .923, vs. Penn State, Feb. 13, 2016 (12-13)

Rebounds:
 52, vs. Southeastern Louisiana, Nov. 22, 2015
 52, vs. Stetson, Dec. 29, 2017

Fewest Rebounds:
 22, vs. Indiana, Jan. 30, 2014

Personal Fouls:
 26, vs. Purdue, Feb. 23, 2014

Fewest Personal Fouls:
 10, vs. Illinois, Jan. 11, 2015
 10, vs. Rutgers, Feb. 10, 2018

Assists:
 24, vs. Delaware State, Dec. 22, 2017

Turnovers:
 22, vs. Cincinnati, Dec. 13, 2014
 22, vs. Wisconsin, Feb. 9, 2017

Fewest Turnovers:
 5, vs. South Carolina State, Nov. 17, 2013

5, vs. Wisconsin, March 9, 2014

Blocked Shots:
 9, vs. Eastern Illinois, Nov. 11, 2017
 9, vs. North Texas, Nov. 13, 2017
 9, vs. Minnesota, Dec. 5, 2017
 9, vs. Stetson, Dec. 29, 2017

Steals:
 14, vs. Iowa, Jan. 5, 2017

OPPONENT TEAM

Points in a Game:
 94, by UTSA, Dec. 20, 2017

Fewest Points in a Game:
 38, by Mary, Nov. 15, 2016

Points in a Half:
 52, by Michigan State, Jan. 24, 2015 (2nd)
 52, by UTSA, Dec. 20, 2017 (2nd)

Fewest Points in a Half:
 13, by Miami (Fla.), Dec. 4, 2013 (1st)

Margin of Victory:
 36, by Michigan, March 5, 2017 (57-93)

Field Goals:
 35, by UTSA, Dec. 20, 2017 (78 att.)

Field Goal Attempts:
 78, by UTSA, Dec. 20, 2017 (35 made)

Field Goal Percentage:
 .630, by Michigan, March 5, 2017 (34-54)

Lowest Field Goal Percentage:
 .259, by Mississippi Valley St., Nov. 14, 2015 (15-48)

3-Point Field Goals:
 15, by UTSA, Dec. 20, 2017 (31 att.)

3-Point Field Goals Attempted:
 31, by UTSA, Dec. 20, 2017 (15 made)

3-Point Field Goal Percentage:
 .647, by Michigan State, Feb. 2, 2017 (11-17)

Free Throws:
 24, by Wisconsin, Feb. 10, 2015 (31 att.)

Fewest Free Throws:
 3, by Michigan, Jan. 9, 2014 (9 att.)
 3, by Michigan State, Feb. 2, 2017 (6 att.)

Free Throw Attempts:
 31, by Wisconsin, Feb. 10, 2015 (24 made)

Fewest Free Throw Attempts:
 6, by Michigan State, Feb. 2, 2017 (3 made)

Free Throw Percentage (Min. 10 att.):
 .929, by Northwestern, Jan. 8, 2017 (13-14)

Rebounds:
 51, by Iowa, Jan. 5, 2017

Fewest Rebounds:
 18, by Northwestern, Feb. 3, 2015

Personal Fouls:
 34, by North Texas, Nov. 13, 2017

Fewest Fouls:
 11, by Northwestern, Dec. 30, 2015

Assists:
 22, by Purdue, March 1, 2016

Turnovers:
 21, by Arkansas State, Dec. 14, 2013
 21, by Mississippi Valley State, Nov. 14, 2015

Fewest Turnovers:
 6, by Penn State, Feb. 20, 2014
 6, by UTSA, Dec. 20, 2014

Blocked Shots:
 13, by Maryland, Feb. 3, 2016

Steals:
 14, by Gardner-Webb, Dec. 18, 2017

N 2018-19 NEBRASKA BASKETBALL

ATTENDANCE

PINNACLE BANK ARENA

Year	Total			Conference		
	G	Att.	Avg.	G	Att.	Avg.
2013-14	16	246,702	15,419	9	140,700	15,633
2014-15	16	249,101	15,569*	9	139,693	15,521
2015-16	18	277,739*	15,430	9	139,510	15,501
2016-17	16	246,832	15,427	9	139,550	15,506
2017-18	17	263,367	15,492	9	142,242*	15,805*
Totals	83	1,283,741	15,467	45	701,695	15,593

*Single-season record

BOB DEVANEY SPORTS CENTER

Year	Total			Conference		
	G	Att.	Avg.	G	Att.	Avg.
1976-77	11	106,868	9,715	7	74,243	10,606
1977-78	17	172,892	10,170	7	90,514	12,931
1978-79	11	131,769	11,979	7	87,502	12,500
1979-80	16	145,626	9,102	7	79,015	11,288
1980-81	15	136,483	9,099	7	82,009	11,716
1981-82	14	143,819	10,273	7	79,329	11,333
1982-83	18	195,333	10,852	7	86,511	12,359
1983-84	17	173,721	10,219	7	82,233	11,746
1984-85	15	176,045	11,736	7	95,221	13,603
1985-86	15	146,117	9,741	7	78,208	11,173
1986-87	17	197,395	11,611	7	81,680	11,669
1987-88	14	159,100	11,364	7	90,875	12,982
1988-89	18	193,545	10,753	7	87,283	12,469
1989-90	15	150,190	10,013	7	81,894	11,699
1990-91	15	199,605	13,307	7	100,740	14,391
1991-92	16	207,950	12,997	7	100,079	14,297
1992-93	16	213,715	13,357	7	100,620	14,374
1993-94	16	212,447	13,278	7	100,973	14,475
1994-95	17	202,688	11,923	7	95,768	13,681
1995-96	16	168,225	10,514	7	87,065	12,438
1996-97	16	174,119	10,882	8	99,167	12,396
1997-98	15	141,472	9,431	8	87,060	10,883
1998-99	16	146,653	9,166	8	77,477	9,685
1999-2000	16	117,466	7,342	8	70,321	8,790
2000-01	14	122,602	8,757	8	77,057	9,632
2001-02	16	130,053	8,128	8	78,637	9,830
2002-03	15	121,179	8,079	8	70,264	8,783
2003-04	18	144,663	8,037	8	79,274	9,909
2004-05	16	131,763	8,235	8	72,869	9,109
2005-06	19	125,267	6,593	8	72,233	9,029
2006-07	16	134,981	8,436	8	75,009	9,376
2007-08	19	155,258	8,171	8	80,875	10,109
2008-09	18	146,964	8,164	8	81,744	10,218
2009-10	18	122,387	6,799	8	66,777	8,347
2010-11	19	178,507	9,395	8	90,131	11,266
2011-12	17	170,019	10,019	9	96,264	10,696
2012-13	18	186,342	10,352	9	98,909	10,990

LARGEST CROWDS TO SEE NEBRASKA

- 25,348 Xavier, at Minneapolis, Minn., March 14, 1991 (NCAA)
- 21,229 Ohio State, at Chicago, March 16, 2013 (B1GT)
- 19,667 Purdue, at Chicago, March 15, 2013 (B1GT)
- 18,999 Kansas, at Dallas, March 11, 2006 (B12T)
- 18,910 Oklahoma State, at Kansas City, Mo., March 9, 2011 (B12T)
- 18,892 Oklahoma, at Dallas, March 10, 2006 (B12T)
- 18,879 Oklahoma State, at Oklahoma City, March 8, 2007 (B12T)
- 18,596 Ohio State, at Indianapolis, March 14, 2014 (B1GT)
- 18,268 Missouri, Dallas, Texas, March 10, 2004 (B12T)
- 17,876 Iowa State, at Kansas City, Mo., March 8, 1996 (B8T)



BIG EIGHT

1977 (NU, 0-1)
 at Kansas 61, Nebraska 58,
 Tournament Champion: Kansas State
 Regular-Season Champion: Kansas State

1978 (NU, 1-1)
 Nebraska 71, Oklahoma State 63
 Missouri 61, Nebraska 58
 Tournament Champion: Missouri
 Regular-Season Champion: Kansas

1979 (NU, 0-1)
 at Kansas State 61, Nebraska 60 (2OT)
 Tournament Champion: Oklahoma
 Regular-Season Champion: Oklahoma

1980 (NU, 1-1)
 Nebraska 75, Oklahoma 68
 Kansas State 60, Nebraska 59
 Jack Moore, All-Tournament
 Regular-Season Champion: Missouri
 Tournament Champion: Kansas State

1981 (NU, 0-1)
 Colorado 70, Nebraska 66
 Tournament Champion: Kansas
 Regular-Season Champion: Missouri

1982 (NU, 1-1)
 Nebraska 60, Oklahoma State 49
 Missouri 58, Nebraska 53
 Tournament Champion: Missouri
 Regular-Season Champion: Missouri

1983 (NU, 1-1)
 Nebraska 94, Iowa State 71
 Missouri 69, Nebraska 63
 Tournament Champion: Oklahoma St.
 Regular-Season Champion: Missouri

1984 (NU, 0-1)
 Kansas State 41, Nebraska 39
 Tournament Champion: Kansas
 Champion: Oklahoma St. (13-1, 29-5)

1985 (NU, 0-1)
 at Kansas 74, Nebraska 69
 Tournament Champion: Oklahoma
 Champion: Oklahoma (13-1, 31-6)

1986 (NU, 1-1)
 Nebraska 82, Oklahoma State 75
 Iowa State 75, Nebraska 58
 Bernard Day, All-Tournament
 Tournament Champion: Kansas
 Champion: Kansas (13-1, 35-4)

1987 (NU, 0-1)
 Kansas State 47, Nebraska 45
 Tournament Champion: Missouri
 Regular-Season Champion: Missouri

1988 (NU, 0-1)
 Kansas State 75, Nebraska 70
 Tournament Champion: Oklahoma
 Regular-Season Champion: Oklahoma

1989 (NU, 0-1)
 Missouri 98, Nebraska 70
 Tournament Champion: Missouri
 Regular-Season Champion: Oklahoma

1990 (NU, 0-1)
 Oklahoma 78, Nebraska 65
 Tournament Champion: Oklahoma
 Regular-Season Champion: Missouri

1991 (NU, 2-1)
 Nebraska 117, Oklahoma 113 (OT)
 Nebraska 87, Kansas 83
 Missouri 90, Nebraska 82
 Clifford Scales and Tony Farmer,
 All-Tournament
 Tournament Champion: Missouri
 Regular-Season Co-Champions: Oklahoma St.; Kansas

1992 (NU, 0-1)
 Oklahoma 107, Nebraska 85
 Tournament Champion: Kansas
 Regular-Season Champion: Kansas

1993 (NU, 0-1)
 Kansas State 47, Nebraska 45
 Tournament Champion: Missouri
 Regular-Season Champion: Kansas

1994 (NU, 3-0)
 Nebraska 105, Oklahoma 88
 Nebraska 98, Missouri 91
 Nebraska 77, Oklahoma State 66
 Tournament Champion: Nebraska
 All-Tournament: Eric Piatkowski (MVP),
 Bruce Chubick, Jaron Boone,
 Regular-Season Champion: Missouri

1995 (NU, 0-1)
 Oklahoma State 68, Nebraska 48
 Tournament Champion: Oklahoma St.
 Regular-Season Champion: Kansas

1996 (NU, 0-1)
 Iowa State 62, Nebraska 60
 Tournament Champion: Iowa State
 Regular-Season Champion: Kansas

BIG 12

1997 (NU, 0-1)
 Missouri 78, Nebraska 72
 Tournament Champion: Kansas
 Regular-Season Champion: Kansas

1998 (NU, 1-1)
 Nebraska 65, Baylor 46
 Kansas 91, Nebraska 59
 Tournament Champion: Kansas
 Regular-Season Champion: Kansas

1999 (NU, 1-1)
 Nebraska 69, Texas Tech 50
 Kansas 77, Nebraska 53
 Tournament Champion: Kansas
 Regular-Season Champion: Texas

2000 (NU, 0-1)
 Baylor 63, Nebraska 55
 Tournament Champion: Iowa State
 Regular-Season Champion: Iowa State

2001 (NU, 0-1)
 Kansas State 72, Nebraska 68
 Tournament Champion: Oklahoma
 Regular-Season Champion: Iowa State

2002 (NU, 0-1)
 Colorado 67, Nebraska 60
 Tournament Champion: Oklahoma
 Regular-Season Champion: Kansas

2003 (NU, 0-1)
 Missouri 70, Nebraska 61
 Tournament Champion: Oklahoma
 Regular-Season Champion: Kansas

2004 (NU, 0-1)
 Oklahoma 63, Nebraska 59
 Tournament Champion: Oklahoma St.
 Regular-Season Champion: Oklahoma St.

2005 (NU, 0-1)
 Missouri 70, Nebraska 67
 Tournament Champion: Oklahoma St.
 Regular-Season Co-Champions: Oklahoma, Kansas

2006 (NU, 2-1)
 Nebraska 71, Missouri 64
 Nebraska 69, Oklahoma 63
 Kansas 79, Nebraska 65
 Tournament Champion: Kansas
 Regular-Season Co-Champion: Texas, Kansas

2007 (NU, 0-1)
 Oklahoma State 54, Nebraska 39
 Tournament Champion: Kansas
 Regular-Season Champion: Kansas

2008 (NU, 1-1)
 Nebraska 61, Missouri 56
 Kansas 64, Nebraska 54
 Tournament Champion: Kansas
 Regular-Season Co-Champions: Texas & Kansas

2009 (NU, 0-1)
 Baylor 65, Nebraska 49
 Tournament Champion: Missouri
 Regular-Season Champion: Kansas

2010 (NU, 1-1)
 Nebraska 75, Missouri 60
 Texas A&M 70, Nebraska 64
 Tournament Champion: Kansas
 Regular-Season Champion: Kansas

2011 (NU, 0-1)
 Oklahoma State 53, Nebraska 52
 Tournament Champion: Kansas
 Regular-Season Champion: Kansas

BIG TEN

2012 (NU, 0-1)
 Purdue 79, Nebraska 61
 Tournament Champion: Michigan State
 Regular-Season Co-Champions: Ohio State,
 Michigan State, Michigan

2013 (NU, 1-1)
 Nebraska 57, Purdue 55
 Ohio State 70, Nebraska 51
 Tournament Champion: Ohio State
 Regular-Season Champion: Indiana

2014 (NU, 0-1)
 Ohio State 71, Nebraska 67
 Tournament Champion: Michigan State
 Regular-Season Champion: Michigan

2015 (NU, 0-1)
 Penn State 68, Nebraska 65
 Tournament Champion: Wisconsin
 Regular-Season Champion: Wisconsin

2016 (NU, 2-1)
 Nebraska 89, Rutgers 72
 Nebraska 70, Rutgers 58
 Maryland 97, Nebraska 86
 Shavon Shields, All-Tournament
 Tournament Champion: Michigan State
 Regular-Season Champion: Indiana

2017 (NU, 0-1)
 Penn State 76, Nebraska 67 (OT)
 Tournament Champion: Michigan
 Regular-Season Champion: Purdue

2018 (NU, 0-1)
 Michigan 77, Nebraska 58
 Tournament Champion: Michigan
 Regular-Season Champion: Michigan State



BIG TEN TOURNEY RECORD VS. OPPONENT

Opponent	All-Time League Tourney	League Tourney In Indy	League Tourney In Chicago	League Tourney In Wash. D.C.	League Tourney New York City
Illinois	0-0	0-0	0-0	0-0	0-0
Indiana	0-0	0-0	0-0	0-0	0-0
Iowa	0-0	0-0	0-0	0-0	0-0
Maryland	0-1	0-1	0-0	0-0	0-0
Michigan	0-0	0-0	0-0	0-0	0-1
Michigan State	0-0	0-0	0-0	0-0	0-0
Minnesota	0-0	0-0	0-0	0-0	0-0
Northwestern	0-0	0-0	0-0	0-0	0-0
Ohio State	0-2	0-1	0-1	0-0	0-0
Penn State	0-2	0-0	0-1	0-1	0-0
Purdue	1-1	0-1	1-0	0-0	0-0
Rutgers	1-0	1-0	0-0	0-0	0-0
Wisconsin	1-0	1-0	0-0	0-0	0-0
Total	3-7	2-3	1-2	0-1	0-1

N 2018-19 NEBRASKA BASKETBALL CONFERENCE TOURNAMENT RECORDS

INDIVIDUAL GAME

Points--42; Eric Piatkowski vs. Oklahoma, 1994
 Opponent--34; Jeff Webster, Oklahoma, 1994
 Field Goals--14; Eric Piatkowski vs. Oklahoma, 1994 (23 att.)
 Opponent--12; Jeff Webster, Oklahoma, 1994 (21 att.)
 Field Goal Attempts--23; Eric Piatkowski vs. Oklahoma,
 1994 (14 made); Tyronn Lue vs. Missouri, 1997 (10 made)
 Opponent--22; D.J. Newbill, Penn State, March 11, 2015 (9 made)
 Field Goals, No Misses--6; Andre Smith vs. Colorado, 1981
 Opponent--8; Ed Nealy, Kansas State, 1980
 3-Point Field Goals--6; Cary Cochran vs. Colorado, 2002 (11 att.)
 Opponent--6; Randy Rutherford, Oklahoma State, 1994 (11 att.);
 Blair Wilson, Colorado, 2002 (11 att.); Jake Layman, Maryland, 2016 (9 att.)
 3-Point Field Goal Attempts--11; Cary Cochran vs. Colorado, 2002 (6 made)
 Opponent--14; Mark Atkins, Missouri, 1994 (4 made)
 3-Point Field Goal Pct.--1.000; Clifford Scales vs. Oklahoma, 1991 (3-3);
 Marcus Perry, vs. Oklahoma, 2006 (3-3)
 Opponent--1.000; Muhammad-Ali Abdur-Rahkman, Michigan, 2018 (5-5)
 Free Throws--13; Tony Farmer, vs. Kansas, 1991 (16 att.)
 Opponent--12; Doug Smith, Missouri, 1991 (14 att.)
 Free Throw Attempts--16; Tony Farmer vs. Kansas, 1991 (13 made)
 Opponent--14; Doug Smith, Missouri, 1991 (12 made)
 Free Throws Made, No Misses--*12; Tony Farmer vs. Oklahoma, 1991
 Opponent--11; Mark Tucker, Oklahoma State, 1978
 Rebounds--16; Bruce Chubick vs. Missouri, 1994
 Opponent--20; Kevin Rogers, Baylor, 2009
 Assists--14; Brian Carr at Kansas, 1985
 Opponent--9; Lee Coward, Missouri, 1989
 Blocked Shots--5; Derrick Chandler vs. Kansas State, 1993; Isaiah Roby vs. Michigan, 2018
 Opponent--8; John Flippen, Baylor, 2000; Mike Watkins, Penn State, 2017
 Steals--8; Venson Hamilton vs. Texas Tech, 1999
 Opponent--6; Nick Bradford, Kansas, 1998
 Minutes--50; Andre Smith and Brian Banks at Kansas State, 1979
 Opponent--50; Glenn Marshall, Kansas State, 1979

INDIVIDUAL CAREER

Points--136; Eric Piatkowski, 1991-94 (8 games)
 Field Goals--45; Eric Piatkowski, 1991-94 (110 att., 8 games)
 Field Goal Attempts--110; Eric Piatkowski, 1991-94 (45 made, 8 games)
 Field Goal Percentage--.667; Mike Naderer, 1978-81 (24-36, 6 games)
 3-Point Field Goals--13; Eric Piatkowski, 1991-94 (47 att., 8 games);
 Erick Strickland, 1993-96 (30 att., 6 games)
 3-Point Field Goal Attempts--47; Eric Piatkowski, 1991-94 (13 made, 8 games)
 3-Point Field Goal Pct.--.556; Eric Johnson, 1988-89 (5-9, 2 games)
 Free Throws--33; Eric Piatkowski, 1991-94 (41 att., 8 games)
 Free Throw Attempts--41; Eric Piatkowski, 1991-94 (33 made, 8 games)
 Free Throw Percentage--.900; Jack Moore, 1980-82 (27-30, 5 games)
 Rebounds--54; Aleks Maric, 2005-08 (7 games)
 Assists--29; Brian Carr, 1984-87 (5 games)
 Blocked Shots--15; Venson Hamilton, 1996-99 (6 games)
 Steals--15; Venson Hamilton, 1996-99 (6 games)
 Minutes Played--255; Eric Piatkowski, 1991-94 (8 games)
 Minutes Per Game--*40.75; Brian Banks, 1977-79 (163 in 4 games)
 *Indicates overall tournament record

TEAM GAME

Points--117; vs. Oklahoma, 1991 (OT)
 Opponent--113; Oklahoma, 1991 (OT)
 Points in Half--59; vs. Oklahoma, 1991 (2nd)
 Opponent--59; Missouri, 1994 (2nd)
 Field Goals--38; vs. Oklahoma, 1991 (84 att.)
 Opponent--39; Missouri, 1989 (68 att.); Oklahoma, 1992 (73 att.)
 Field Goal Attempts--84; vs. Oklahoma, 1991 (38 made)
 Opponent--82; Missouri, 1994 (32 made)
 Field Goal Percentage--.646; vs. Oklahoma State, 1986 (31-48)

Opponent--.610; Missouri, 1983 (25-41)
 3-Point Field Goals--11; vs. Maryland, 2016 (31 att.)
 Opponent--13; Maryland, 2016 (22 att.)
 3-Point Field Goals Attempted--33; vs. Missouri, 2003 (10 made)
 Opponent--28; Missouri, 1994 (7 made)
 3-Point Field Goal Pct.--.571; vs. Kansas, 1991 (4-7)
 Opponent--.692; Oklahoma, 1992 (9-13)
 Free Throws--34; vs. Iowa State, 1983 (42 att.); Oklahoma, 1991 (41 att.)
 Opponent--37; Oklahoma, 1991 (51 att.)
 Free Throw Attempts--42; vs. Iowa State, 1983 (34 made)
 Opponent--*51; Oklahoma, 1991 (37 made)
 Free Throw Percentage--1.000; vs. Baylor, 2009 (10-10)
 Opponent--.923; Missouri, 1991 (12-13)
 Rebounds--55; vs. Oklahoma, 1991
 Opponent--53; Kansas, 1998
 Assists--22; vs. Oklahoma State, 1986
 Opponent--26; Kansas, 1998
 Blocked Shots--10; vs. Iowa State, 1996
 Opponent--16; Penn State, 2015
 Steals--23; vs. Texas Tech, 1999
 Opponent--15; Kansas, 1999



Venson Hamilton scored more than 1,400 career points and was the first player in Nebraska history to record more than 1,000 career rebounds.

Year	Tournament/Round	Opponent	Result	Site	NU High Scorer	NU High Rebounds	NU High Assists
1948-49	*NCAA Playoff	Oklahoma State	L, 35-52	Kansas City, Mo.	N/A	N/A	N/A
1966-67	NIT/First Round	Bye					
	Quarterfinals	Marshall	L, 88-119	New York City	Tom Baack, 33	Tom Baack, 10	Tom Baack, 5
1977-78	NIT/First Round	Utah State	W, 67-66	Lincoln, Neb.	Andre Smith, 18	Carl McPipe, 7	Novak, Banks, 6
	Quarterfinals	Texas	L, 48-67	Austin, Texas	Carl McPipe, 16	Carl McPipe, 7	Terry Novak, 3
1979-80	NIT/First Round	Michigan	L, 69-76	Ann Arbor, Mich.	Andre Smith, 30	Andre Smith, 12	Jack Moore, 2
1982-83	NIT/First Round	Tulane	W, 72-65	Lincoln, Neb.	Stan Cloudy, 20	Stan Cloudy, 14	Stan Cloudy, 7
	Second Round	Iona	W, 85-73	Lincoln, Neb.	Stan Cloudy, 24	Stan Cloudy, 8	Cloudy, Williams, 5
	Quarterfinals	TCU	W, 67-57	Lincoln, Neb.	Stan Cloudy, 18	Stan Cloudy, 9	Ponce, Downing, 7
	Semifinals	DePaul	L, 58-68	New York City	Dave Hoppen, 15	Dave Hoppen, 9	Greg Downing, 5
1983-84	NIT/First Round	Creighton	W, 56-54	Omaha, Neb.	Dave Hoppen, 25	Dave Hoppen, 10	Carr, Ponce, 5
	Second Round	Xavier	L, 57-58	Cincinnati, Ohio	Dave Hoppen, 22	Dave Hoppen, 7	Eric Williams, 5
1984-85	NIT/First Round	Canisius	W, 79-66	Lincoln, Neb.	Dave Hoppen, 21	Bill Jackman, 10	Harvey Marshall, 5
	Second Round	UCLA	L, 63-82	Los Angeles, Calif.	Dave Hoppen, 23	Dave Hoppen, 9	Brian Carr, 6
1985-86	NCAA/First Round	Western Kentucky	L, 59-67	Charlotte, N.C.	Bernard Day, 18	Chris Logan, 12	Brian Carr, 5
1986-87	NIT/First Round	Marquette	W, 78-76	Lincoln, Neb.	Bernard Day, 18	Vick, Day, 6	Bernard Day, 5
	Second Round	Arkansas	W, 78-71	Lincoln, Neb.	Anthony Bailous, 20	Bill Jackman, 9	Henry T. Buchanan, 6
	Quarterfinals	Washington	W, 81-76	Lincoln, Neb.	Carr, Vick, 17	Derrick Vick, 8	Three with 3
	Semifinals	Southern Mississippi	L, 75-82	New York City	Bill Jackman, 19	Bill Jackman, 9	Brian Carr, 7
	Third Place	Arkansas-Little Rock	W, 76-67 (OT)	New York City	Brian Carr, 18	Derrick Vick, 12	Brian Carr, 9
1988-89	NIT/First Round	Arkansas State	W, 81-79	Lincoln, Neb.	Eric Johnson, 18	Pete Manning, 5	Clifford Scales, 10
	Second Round	Ohio State	L, 74-85	Columbus, Ohio	Eric Johnson, 23	Reid, Owens, 7	Reid, Johnson, 5
1990-91	NCAA/First Round	Xavier	L, 84-89	Minneapolis, Minn.	Rich King, 25	Rich King, 12	Rich King, 4
1991-92	NCAA/First Round	Connecticut	L, 65-86	Cincinnati, Ohio	Derrick Chandler, 17	Derrick Chandler, 11	Eric Piatkowski, 5
1992-93	NCAA/First Round	New Mexico State	L, 79-93	Syracuse, N.Y.	Eric Piatkowski, 29	Derrick Chandler, 10	Three with 3
1993-94	NCAA/First Round	Pennsylvania	L, 80-90	Uniondale, N.Y.	Eric Piatkowski, 23	Piatkowski, Chubbick, 8	Jamar Johnson, 5
1994-95	NIT/First Round	Georgia	W, 69-61	Lincoln, Neb.	Erick Strickland, 21	Erick Strickland, 10	Jaron Boone, 6
	Second Round	Penn State	L, 59-65	Lincoln, Neb.	Mikki Moore, 15	Erick Strickland, 7	Erick Strickland, 8
1995-96	NIT/First Round	Colorado State	W, 91-83	Fort Collins, Colo.	Erick Strickland, 19	Mikki Moore, 10	Tyronn Lue, 5
	Second Round	Washington State	W, 82-73	Lincoln, Neb.	Erick Strickland, 18	Venson Hamilton, 12	Boone, Strickland, 4
	Third Round	Fresno State	W, 83-71	Fresno, Calif.	Erick Strickland, 17	Moore, Garner, 10	Erick Strickland, 5
	Semifinals	Tulane	W, 90-78	New York City	Garner, Strickland, 20	Venson Hamilton, 9	Jaron Boone, 6
	Championship	St. Joseph's	W, 60-56	New York City	Erick Strickland, 13	Mikki Moore, 13	Lue, Boone, 4
1996-97	NIT/First Round	Washington	W, 67-63	Lincoln, Neb.	Tyronn Lue, 14	Venson Hamilton, 10	Moore, Lue, 4
	Second Round	Nevada	W, 78-68	Reno, Nev.	Mikki Moore, 21	Mikki Moore, 15	Tyronn Lue, 4
	Third Round	Connecticut	L, 67-76	Storrs, Conn.	Mikki Moore, 24	Venson Hamilton, 6	Belcher, Markowski 2
1997-98	NCAA/First Round	Arkansas	L, 65-74	Boise, Idaho	Tyronn Lue, 18	Venson Hamilton, 10	Tyronn Lue, 6
1998-99	NIT/First Round	UNLV	W, 68-55	Lincoln, Neb.	Cookie Belcher, 17	Andy Markowski, 11	Cookie Belcher, 5
	Second Round	TCU	L, 89-101	Fort Worth, Texas	Cary Cochran, 23	Venson Hamilton, 10	Three with 4
2003-04	NIT/Opening Round	Creighton	W, 71-70	Omaha, Neb.	Andrew Drevo, 20	Andrew Drevo, 9	Marcus Neal, 4
	First Round	Niagara	W, 78-70	Lincoln, Neb.	Turek, Johnson, 17	John Turek, 8	Brian Conklin, 4
	Second Round	Hawaii	L, 83-84	Honolulu, Hawaii	Nate Johnson, 26	Brian Conklin, 6	Marcus Neal, 3
2005-06	NIT/First Round	Hofstra	L, 62-73	Hempstead, N.Y.	Jason Dourisseau, 15	Aleks Maric, 12	Jamel White, 6
2007-08	NIT/First Round	Charlotte	W, 67-48	Lincoln, Neb.	Ade Dagunduro, 15	Aleks Maric, 10	Aleks Maric, 5
	NIT/Second Round	Mississippi	L, 75-87 (ot)	Oxford, Miss.	Aleks Maric, 18	Aleks Maric, 10	Sek Henry, 5
2008-09	NIT/First Round	New Mexico	L, 71-83	Albuquerque, N.M.	Sek Henry, 13	Ade Dagunduro, 5	Cookie Miller, 4
2010-11	NIT/First Round	Wichita State	L, 49-76	Wichita, Kan.	Jeter, Diaz, 12	Jorge Brian Diaz, 8	Lance Jeter, 3
2013-14	NCAA/Second Round	Baylor	L, 60-74	San Antonio, Texas	Terran Petteway, 18	Shields, Pitchford, 5	Ray Gallegos, 2
2017-18	NIT/First Round	Mississippi State	L, 59-66	Starkville, Miss.	James Palmer Jr., 13	Isaiah Roby, 8	James Palmer Jr., 5



NEBRASKA IN THE POSTSEASON

All-Time Postseason Appearances*: 25 (7 NCAA, 18 NIT)

All-Time Postseason Record: 23-24

In the NCAA Tournament: 0-7 (1986, 1991, 1992, 1993, 1994, 1998, 2014)

In the NIT: 23-17 (1967, 1978, 1980, 1983, 1984, 1985, 1987, 1989, 1995, 1996, 1997, 1999, 2004, 2006, 2008, 2009, 2011, 2018)

In the NCAA Playoffs: 0-1* (1949)

*Playoff game between Big Seven and Missouri Valley Conference champions for berth in eight-team NCAA Tournament field. Not considered to be "official" participation in the NCAA Tournament.

RECORDS

N 2018-19 NEBRASKA BASKETBALL


POSTSEASON RECORDS

INDIVIDUAL GAME

Points--33, Tom Baack vs. Marshall, March 13, 1967
 Opponent--46, George Stone, Marshall, March 13, 1967
 Field Goals--13, Tom Baack vs. Marshall, March 13, 1967 (24 att.)
 Opponent--20, George Stone, Marshall, March 13, 1967 (38 att.)
 Field Goal Attempts--24, Tom Baack vs. Marshall, March 13, 1967 (13 made)
 Opponent--38, George Stone, Marshall, March 13, 1967 (20 made)
 Field Goal Percentage (min. 5 att.)--1.000, Mikki Moore at Nevada, March 18, 1997 (9-9)
 Opponent--1.000, Adrian Uter, Hofstra, March 16, 2006 (6-6)
 3-Point Field Goals--7, Cary Cochran at TCU, March 15, 1999 (7-9)
 Opponent--6, Jason Carter, Hawaii, March 22, 2004 (7 att.)
 3-Point Field Goal Attempts--12, Brian Conklin vs. Hawaii, March 22, 2004 (6 made)
 Opponent--17, Dominick Young, Fresno State, March 22, 1996 (5 made)
 3-Point Field Goal Pct.--.778, Cary Cochran at TCU, March 15, 1999 (7-9)
 Opponent--.857, Jason Carter, Hawaii, March 22, 2004 (6-7)
 Free Throws--13, Dave Hoppen vs. Canisius, March 13, 1985 (16 att.)
 Opponent--10, Brady Heslip, Baylor, March 21, 2014 (10 att.)
 Free Throw Attempts--16, Dave Hoppen vs. Canisius, March 13, 1985 (13 made)
 Opponent--11, Kevin Freeman, Connecticut, March 21, 1997 (7 made)
 Free Throws, No Misses--7, Sek Henry at New Mexico, March 17, 2009
 Opponent--10, Brady Heslip, Baylor, March 21, 2014
 Rebounds--15, Mikki Moore at Nevada, March 18, 1997
 Opponent--16, Bob Allen, Marshall, March 13, 1967;
 16, Tyrone Corbin, DePaul, March 28, 1983
 Assists--10, Clifford Scales vs. Arkansas State, March 16, 1989
 Opponent--16, Sam Crawford, New Mexico State, March 19, 1993
 Blocked Shots--5, Aleks Maric at Hofstra, March 16, 2006
 Opponent--8, Walter Downing, DePaul, March 28, 1983
 Steals--6, Brian Carr vs. Arkansas-Little Rock, March 26, 1987; Cookie
 Belcher vs. Washington, March 12, 1997; Cookie Belcher vs. Arkansas,
 March 12, 1998; Cookie Belcher vs. UNLV, March 10, 1999
 Opponent--8, Dominick Young, Fresno State, March 22, 1996

TEAM GAME

Points--91, vs. Colorado State, March 14, 1996
 Opponent--119, by Marshall, March 13, 1967
 Points in a Half--52, vs. Colorado State, March 14, 1996 (2nd)
 Opponent--61, by Marshall, March 13, 1967 (2nd)
 Field Goals--37, vs. Marshall, March 13, 1967 (90 att.)
 Opponent--46, by Marshall, March 13, 1967 (90 att.)
 Field Goal Attempts--90, vs. Marshall, March 13, 1967 (37 made)
 Opponent--90, by Marshall, March 13, 1967 (46 made)
 Field Goal Percentage--.588, vs. Washington State, March 19, 1996 (30-51)
 Opponent--.621, by TCU, March 15, 1999 (36-58)
 3-Point Field Goals--10, vs. Colorado State, March 14, 1996 (17 att.);
 10, at TCU, March 15, 1999 (19 att.)
 Opponent--12, by Penn State, March 21, 1995 (28 att.)
 3-Point Field Goal Attempts--27, at Hofstra, March 16, 2006 (9 made)
 Opponent--28, by Penn State, March 21, 1995 (12 made)
 3-Point Field Goal Pct.--.588, vs. Colorado State, March 14, 1996 (10-17)
 Opponent--.571, by Arkansas State, March 16, 1989 (8-14)
 Free Throws--33, vs. Canisius, March 13, 1985 (41 att.); vs. Tulane, March 26, 1996 (45 att.)
 Opponent--38, by Baylor, March 21, 2014 (48 att.)
 Free Throw Attempts--45, vs. Tulane, March 26, 1996 (33 made)
 Opponent--48, Baylor, March 21, 2014 (38 made)
 Free Throw Percentage--.900, at Ohio State, March 20, 1989 (9-10)
 Opponent--.905, Arkansas, March 12, 1998 (19-21)
 Rebounds--49, vs. Connecticut, March 19, 1992
 Opponent--63, by Marshall, March 13, 1967
 Assists--24, three times, most recently vs. Arkansas State, March 16, 1989
 Opponent--26, by TCU, March 15, 1999
 Blocked Shots--7, at Hofstra, March 16, 2006
 Opponent--10, by DePaul, March 28, 1983; by Connecticut, March 21, 1997;
 by TCU, March 15, 1999;
 Steals--15, vs. Washington, March 12, 1997
 Opponent--16, by Tulane, March 26, 1996



Mikki Moore led Nebraska to the 1996 NIT championship game, where the Huskers defeated St. Joseph's, 60-56, to earn their first-ever basketball title on the national level.



Cookie Belcher shares the school record with six steals in a postseason game. He accomplished the feat on three occasions as a Husker.



HISTORY

TYRONN LUE

N 2018-19 NEBRASKA BASKETBALL

HISTORY OF NEBRASKA BASKETBALL

By Mike Babcock

As near as anyone can determine, the University of Nebraska was first represented by a men's basketball team on Feb. 2, 1897, just six years after Dr. James A. Naismith set down the rules of the game at the International YMCA Training School in Springfield, Mass.

A team from the Lincoln YMCA was the opponent, and Nebraska posted an 11-8 victory at Grant Memorial Hall, the home of the Huskers for all but two seasons until the Coliseum opened in 1926. The same teams played in Grant Hall three weeks later with a similar result, as NU won 23-14. Nebraska had to rally in the second game. The Hesperian, a student newspaper, reported: "At the end of the first half the score stood 9 to 6 in favor of the visitors but during the second half our boys took a brace and some excellent work was done."

Such was the modest beginning of a program that has enjoyed its greatest success since 1980. In that span, NU has earned a 504-379 record and 18 postseason appearances, including six NCAA Tournaments, while adding a Phillips 66 Big Eight Tournament title in 1994 and the 1996 National Invitation Tournament championship.

Nebraska doubled its schedule in 1898, losing twice to the Lincoln YMCA and splitting two games with the Omaha YMCA. A 16-12 loss against the Omaha YMCA provided evidence as to why Nebraska finished 1-3 that season. According to The Hesperian account: "The great difficulty of the University team was mere recklessness. Our boys have been playing with a loose interpretation of the rules. The officials were strict and of course the resulting advantage was in favor of Omaha." Then as now, overly aggressive play had its drawbacks.

Nebraska played teams from other universities for the first time in 1899, winning two games against Nebraska Wesleyan and one against Doane en route to the unofficial state championship. The next season, Nebraska played an out-of-state opponent for the first time, defeating the University of Kansas, 48-8, at Lincoln. That game still ranks as the worst loss for a Jayhawk team and was the first for either school against a present-day NCAA Division I school and the first matching present-day Big 12 Conference institutions.

The Kansas team was coached by Dr. Naismith. The Nebraska student yearbook, *Sombrero*, wrote: "A closely contested game was looked for. The Jayhawkers were, however, completely outclassed, the score being 48-8." Based on the victory against Kansas and four other similarly decisive victories, "the basketball team for this year was undoubtedly superior to any in the west," the *Sombrero* concluded. It would be several years before such a claim could be made again.

Nebraska hired its first full-time coach in 1911. E.O. "Jumbo" Stiehm, who scored 24 points against Nebraska as a Wisconsin basketball player in 1908, coached both football and basketball. His first Husker basketball team won 14 of 15 games, its only loss coming

at Minnesota, 40-15. The student newspaper, *The Daily Nebraskan*, blamed the loss on Nebraska's inability to adjust to the Gophers' "100-foot floor."

A *Daily Nebraskan* account of Nebraska's 29-28 season-ending victory against Kansas at Lincoln in 1912 provides evidence that some fans' behavior hasn't changed much over the years.

"The game as a whole was entirely unsatisfactory, being marred by rough tactics of the visitors, incompetent work on the part of the referee and interruptions by the audience, which were in part justifiable."

Nebraska shared the Missouri Valley Conference championship with Kansas in 1912 and 1914 and won the title outright in 1913 under Stiehm's leadership. The 1913-14 team was "so fast it took a movie camera to catch 'em," according to the *Cornhusker* student yearbook. It was described as a "point-a-minute" team, which wasn't quite accurate. Typically, games lasted 40 minutes (though that wasn't always the case), and Nebraska averaged 30 points per game. Guard Sam Carrier became Nebraska's first All-America basketball player in 1913. He and Carl Underwood led the Huskers to 17 victories in 19 games. Underwood was the Missouri Valley Conference scoring leader with 66 points in 10 conference games.

Nebraska won another conference title outright in 1916, after Sam Waugh replaced Stiehm as the *Cornhuskers'* coach for one season. Stiehm, who coached the first game of the season before giving way to Waugh, had planned to remain at Nebraska through the basketball season before leaving to become coach and athletic director at Wisconsin. But the Nebraska Athletic Board decided to replace him.

Waugh was succeeded by E.J. "Doc" Stewart, whose three *Cornhusker* teams had a combined record of 29-23. Nebraska was 22-2 in 1919-20 and 11-3 in 1920-21 under Coach P.J. Schissler. After the 1919-20 season, Schissler challenged the University of Chicago to a game, but to no avail. The *Cornhuskers* also were invited to a postseason AAU tournament in Atlanta but didn't go.

Schissler's teams played as independents. Nebraska lost its affiliation with the Missouri Valley Conference because of a decision to play a football game against Oklahoma in Omaha in 1919. Conference rules prohibited such games (Oklahoma had not yet joined the Missouri Valley Conference). Nebraska returned to the Missouri Valley Conference in 1921, and Owen Frank replaced Schissler as basketball coach. The remainder of the Roaring 1920s was, for the most part, undistinguished.

Basketball was rough and tumble. There was a center jump after every basket and no requirement to cross mid-court in 10 seconds or less. The ball was a lot different, too, more like a medicine ball, which contributed to some dull games.

The most significant event during the 1920s was the building of the Coliseum, which was dedicated on Feb. 6, 1926. The *Cornhuskers* dropped a 25-14 decision to Kansas in the first game at their new home, which was built at a cost of \$445,000 and seated 8,000 for basketball. Prior to that, Nebraska played most of its home games in Grant Hall, which seated about a fourth as many fans as the Coliseum and was located just to the north of where the Sheldon Art Gallery now stands.

Athletic Director Fred Leuhning arranged for Nebraska to play its home basketball games at the State Fairgrounds Coliseum in 1921, in order to accommodate more spectators. The *Cornhuskers* played two seasons at the Fairgrounds Coliseum, which had a wider court than Grant Hall.


The first game there was played on Jan. 14, 1921. Nebraska defeated conference opponent Grinnell 31-10 before an audience of 1,500, according to newspaper estimates. After two seasons, the *Cornhuskers* returned to Grant Hall, which had been remodeled, and continued to play home games there until the NU Coliseum opened.

Nebraska ended the decade with an 11-5 season under Charles T. Black, a former Kansas All-American in 1928-29. In the next 19 seasons, the Huskers had just two winning records, back-to-back campaigns under Coach W.H. Browne in 1935-36 and 1936-37. The 1937 team tied Kansas for the Big Six championship, after finishing second to the Jayhawks in 1936.

The 1930s produced four more *Cornhusker* All-Americans: center Don Maclay in 1931, guard Steve Hokuf in 1933, guard George Wahlquist in 1936 and guard Robert Parsons in 1937. Maclay was the Big Six scoring leader in 1930, scoring 112 points in 10 league games.

Harry Good was hired as head coach in 1946 and after two losing seasons, turned Nebraska's fortunes around. In 1948-49, Good's Huskers went 16-10, tied Oklahoma for the Big Seven regular-season championship and defeated the Sooners, 57-56, in a conference playoff to qualify for an NCAA playoff game. The NCAA Tournament was structured differently then, and the *Cornhuskers* needed to win that playoff to advance into the NCAA field. They lost to Oklahoma A&M, the Missouri Valley Conference champion, 52-35, at Kansas City, Mo. Coach Henry P. Iba's Aggies went on to finish second to Kentucky, coached by Adolph Rupp, in the NCAA Tournament.

In 1949-50, Nebraska again won 16 games and shared the Big Seven crown with Kansas and Kansas State. That marks the last time the conference had a three-way tie at the top. "We were King in our day," Claude Retherford once told a newspaper reporter. "They were firing



Bus Whitehead was a two-time All-Big Seven selection in 1949 and 1950. The court at the Hendricks Training Complex is named after Whitehead, who passed away in 2010.



Claude Retherford was the leading scorer on NU's 1949 Big Seven Championship team.

football coaches left and right, but we packed 'em in. Oh, people were interested in football, but basketball was THE game on the Nebraska campus when we played." Retherford earned All-Big Seven recognition in 1949 after leading the conference in scoring with a 12.4 points-per-game average.

The Cornhuskers had another first-team All-Big Seven performer in 1949, Milton "Bus" Whitehead. The 6-10 center from Scottsbluff, Neb., also earned all-conference honors in 1950, when he averaged a then-school-record 15.7 points per game. Whitehead was named to the District V All-America team by

Collier's Magazine. Whitehead also was the first Cornhusker selected to play in the East-West All-Star Game in New York City's Madison Square Garden. When he graduated, Whitehead held nine school scoring records.

Nebraska basketball experienced another drought beginning in 1950-51, with 15 consecutive losing seasons. Despite playing for a team that finished last in the Big Seven in 1952, Husker guard Jim Buchanan earned All-America and all-conference honors. And even though the late Jerry Bush, dubbed the "Big Bear of the Coliseum," never produced a winning team in his nine seasons as head coach at Nebraska, his colorful personality and uncanny ability to fashion upsets kept Cornhusker fans entertained.

The most dramatic upset during Bush's tenure as coach came on Feb. 22, 1958, against Kansas. The Jayhawks featured 7-foot center Wilt Chamberlain and were ranked fourth in the nation when they came to Lincoln. Earlier in the season, the Jayhawks had defeated the Huskers, 102-46, at Lawrence, Kan., with Chamberlain matching Nebraska by scoring 46 points. Nebraska scored a 43-41 victory in the rematch, when 5-9 guard Jim Kubacki hit a 15-foot jump shot with two seconds remaining.

But that's only part of the drama. Kubacki, a senior from Toledo, Ohio, spent all but the final 6:53 of the game sitting on the bench in street clothes, forced there by a knee injury and the kind of fate from which legends are built. When the Cornhuskers' captain, Gary Reimers, left the game with leg cramps, Kubacki convinced Bush to let him suit up. Four minutes and seven seconds later, Kubacki went into the game. Two minutes and 44 seconds after that, he hit the winning shot.

Bush also had the distinction of coaching the school's first 1,000-point scorer, guard Herschell Turner, who came from Indianapolis, Ind., where he was rated the second-best high school player in the state as a senior, behind only crosstown-rival Oscar Robertson. Turner earned All-America honors in 1959 and followed with All-Big Eight honors in 1960 and ended his Cornhusker career with 1,056 points.

Following the 1962-63 season, Bush was replaced as head coach by Joe Cipriano, who brought the nickname "Slippery Joe" and up-tempo basketball to the Coliseum. His teams pressed full-court and ran a fast-break offense, which led the Big Eight in scoring average in 1966, 1967 and 1968.

Cipriano's first two teams had a combined record of 17-33. But his third team, in 1965-66, was one of the most successful in school history, finishing 20-5 and second to Kansas in the Big Eight. All-Big Eight guard Grant Simmons, the first Cornhusker to earn academic All-Big Eight honors, was the team's leader.

The 1966-67 team finished 16-9 and made the school's first appearance in the 16-team National Invitation Tournament, played at New York City's Madison Square Garden. Guard Stu Lantz was a two-time All-Big Eight pick and led the Cornhuskers in scoring and rebounding in both 1966-67 and 1967-68.

Guard Marvin Stewart and center Chuck Jura earned All-Big Eight honors for Cipriano in 1971 and 1972, respectively. Guard Jerry Fort, who finished his career with a then-school-record 1,882 points, was the first Nebraska player chosen first-team all-conference three

times, from 1974 through 1976. With Fort's leadership, Nebraska began a string of 14 winning seasons.


In the fall of 1976, Cornhusker basketball moved out of the Coliseum and into the state-of-the-art Bob Devaney Sports Center. Located on the State Fairgrounds, the \$13 million athletic complex was financed by a special cigarette tax.

Cipriano coached Nebraska to another 20-victory season in 1977-78. The Cornhuskers, led by All-Big Eight guard Brian Banks, finished with a 22-8 record and advanced to the second round of the NIT. Despite failing health – a battle against cancer that he finally lost – Cipriano shared coaching duties with his assistant, Moe Iba, in 1979-80, and took Nebraska to the NIT again. For their efforts, the duo shared United Press International Big Eight Coach-of-the-Year honors.

Cipriano brought Nebraska into the modern era, coaching 17 seasons and 450 games. His record was 253-197, and those 253 victories represent nearly one-fifth of Nebraska's all-time total. Following Cipriano's death, Iba was named head coach, and he continued Cipriano's winning ways. In Iba's six seasons on the bench, Nebraska was 106-71 and advanced to postseason play four times.

Center Andre Smith was the 1981 Big Eight MVP and twice earned All-Big Eight honors. However, it was the late Jack Moore, a 5-10 playmaker from Muncie, Ind., who captured the hearts of Nebraska fans from 1980 through 1982. Moore earned All-Big Eight honors in 1982, when he won the Naismith Award, given annually to the nation's top player under 6-feet tall. The first three-time academic All-Big Eight pick in Nebraska history, Moore scored 1,204 points and hit .901 from the free throw line during his career.

The cornerstone of Iba's teams from 1983 through 1986 was Omaha, Neb., native Dave Hoppen, a three-time All-Big Eight center and the first Nebraska basketball player to have his jersey number (42) retired by the school. In 1982-83, Hoppen's freshman season, the Cornhuskers were 22-10 and won three games in the NIT before losing to DePaul in the semifinals at Madison Square Garden. The Cornhuskers returned to the NIT each of the next two seasons, advancing to the second round both times.



Andre Smith was the Big Eight Player of the Year for Nebraska in 1981.

N 2018-19 NEBRASKA BASKETBALL

HISTORY OF NEBRASKA BASKETBALL

Hoppen's college career, though, was ended by a knee injury he sustained in a game at Colorado on Feb. 1, 1986. He finished as the school's all-time scoring leader with 2,167 points and broke or tied 19 school records during his four-year stay. After Hoppen's injury, Iba's team regrouped and went on to earn the school's first-ever "official" NCAA Tournament berth. Nebraska lost to Western Kentucky in the first round of the Southeast Regional, 67-59. Following the game, Iba announced his resignation.

On March 27, 1986, Danny Nee was officially introduced as Nebraska's 24th basketball coach. During a news conference to announce his hiring, Nee said a "new era" in Cornhusker basketball was beginning.

Nee's 14 teams appeared in postseason play 11 times and topped the 20-victory mark in seven seasons. In his first season, Nebraska was 21-12 and finished third in the NIT.

After a 13-18 record in his second season, the Cornhuskers got back over the .500 mark with a 17-16 record in 1988-89 and advanced to the second round of the NIT.

Nebraska missed the school single-season record for losses by one in 1989-90 (10-18), then won a school-record 26 games, with only eight losses, in 1990-91. The Cornhuskers reached the Big Eight Tournament championship game for the first time and advanced to the NCAA Tournament, losing to Xavier 89-84 in the first round of the regionals at Minneapolis, Minn.

The 1990-91 team included two first-round NBA draft picks, senior Rich King and redshirt freshman Eric Piatkowski. The 7-2 King was the tallest player in Cornhusker history.

Piatkowski, Nebraska's sixth-man in 1990-91, went on to win first-team all-conference honors twice. He ranks second on the Cornhuskers' career-scoring list with 1,934 points, and he is the only Nebraska player to finish with at least 1,900 points, 600 rebounds (669) and 300 assists (322). In 2006, Piatkowski became the third Husker, joining Hoppen and Stu Lantz (No. 22), to have his jersey number (52) retired.

Three more NCAA Tournament appearances followed the record-shattering 1991 season. In 1992-93, the Huskers registered their highest league finish under Nee by tying for second in the Big Eight.

In addition to reaching the NCAA Tournament for a fourth consecutive season and recording back-to-back 20-victory seasons for the first time in school history, Nee's 1993-94 team made history by winning the school's first Phillips 66 Big Eight Tournament title. The Cornhuskers defeated Oklahoma, Missouri and Oklahoma State, in that order, to earn the tournament championship.

Nebraska's NCAA Tournament run ended at four in 1994-95, but the Huskers kept their postseason streak alive with an NIT berth, advancing to the second round. The 1995-96 team struggled down the stretch but was back in the NIT and capped its season with a run to the tournament title.

The Huskers won two games on the road and scored more than 80 points in four of their



Nebraska won its only Big Eight Tournament title during the 1994 season as the Huskers won three straight over Oklahoma, No. 3 Missouri and No. 23 Oklahoma State.



Nebraska won the 1996 NIT title at Madison Square Garden. It was the third time since 1980 that the Huskers reached at least the NIT semifinals.

five postseason games. They finished with a 60-56 victory against St. Joseph's at Madison Square Garden.

"The NIT run was incredible when you look at the teams we beat and how we beat them," Nee said after the remarkable run. "I don't care what anybody says, it was domination."

The 1996 NIT championship team was one of the most talented in school history. Two future NBA players, Erick Strickland and 1998 first-round draft pick Tyrronn Lue, were in the backcourt. And two other players on the team scored 1,000 career points, Jaron Boone and freshman Venson Hamilton, who would finish his career in 1999 as the school's all-time leading rebounder and shot-blocker.

Lue's contributions as a freshman to the NIT championship team were only a preview of what was to come. The lightning-quick, 6-0 point guard finished his career as the seventh-leading scorer in school history, and he ranked in the top 10 in 12 other career categories. His leadership carried the 1996-97 Cornhusker team, the first to play in the Big 12, to another NIT appearance.

Behind a late-season run, which included Nebraska's longest conference winning streak in 20 years, Nee's 12th team finished fourth in the Big 12 and returned to the NCAA Tournament. The bid was the Cornhuskers' fifth during the 1990s and extended the school-record postseason run to eight.

The streak reached nine in 1999, as the Cornhuskers just missed an NCAA Tournament bid and advanced to the second round of the NIT. In the process, NU reached the 20-victory mark for a second consecutive season, and Hamilton was named Big 12 Player of the Year.

The optimism that preceded the 1999-2000 season, Nee's last, quickly faded with the loss of guard Cookie Belcher, who was sidelined by a wrist injury and forced to take a medical redshirt. The Cornhuskers were off-balance almost from the beginning of the season and fell far short of expectations.

Even though Nee became the winningest coach in school history in 1999-2000, getting victory No. 254 to pass Joe Cipriano in the Cornhuskers' final home game against Colorado, his final team finished with an 11-19 record. The 19 losses tied for the most in school history.

With then-Director of Athletics Bill Byrne setting his sites on bringing NU basketball back



Venson Hamilton was the second Husker to be named conference player of the year when he earned the award in 1999.

to national prominence, he hired Barry Collier as the Cornhuskers' new coach on April 5, 2000. In Collier's first season with the Huskers, Nebraska finished with a 14-16 mark as Belcher returned to the lineup and earned second-team All-Big 12 Conference honors while finishing third in NCAA history for career steals with 353.

In Collier's fourth season, Nebraska ran to an 18-13 record and its first postseason bid in five years. Nebraska won its first two games in the 2004 NIT, including an exhilarating 71-70 road victory over in-state foe Creighton in the opening round. After a home-court victory over Niagara, the Huskers' season came to an end three days later in a valiant effort at Hawaii when NU came back from 17 points down at halftime to tie the game at the first media timeout of the second period before eventually falling by a point.

Nebraska struggled the following season but an influx of young talent helped the Huskers move forward. Aleks Maric made an immediate impact as he broke the NU freshman rebounds record and ranked in the rookie top 10 for blocked shots. Maric was a force in the paint as he tied the school freshman record for double-doubles. It was a sign of good things to come as he finished his four-year career ranked fifth all-time in scoring and was only the second Husker ever to record at least 1,000 career rebounds.

NU made its second postseason appearance in three years in 2006 before finishing with a 19-14 record. It was the most wins under Collier and the first time his Huskers won a game at the Big 12 Championship as NU reached the semifinals of the conference tourney for the first time since winning the Big Eight Tournament title in 1994.

Collier looked to have a solid base in place for 2006-07 before abruptly resigning in early August to take the position of athletic director at his alma mater, Butler University, ending his career at Nebraska with an 89-91 overall record.

The late opening posed little challenge for Nebraska as one week later, on Aug. 8, 2006, Kenneth 'Doc' Sadler was introduced as the 26th head coach in program history.

Nebraska finished first in the Big 12 and 18th nationally in scoring defense in 2007-08, allowing just 60.7 points per game. Sadler's specialty was highlighted again in 2008-09 as the Huskers proved it was no fluke, claiming another first-place defense in the league while ranking 22nd nationally by giving up just 60.4 points per contest. It was the second-lowest total in the Husker record book since 1951, giving Sadler-coached squads three of the top four Husker scoring defenses in the past half century.

The Huskers' 20-13 record in 2007-08 included a 7-9 record in league play, after starting the Big 12 campaign with an 0-4 mark. In 2008-09, Sadler helped Nebraska continue its upward trend with eight league victories, marking NU's first .500 record in conference play in a decade. Nebraska's 2010-11 season was highlighted by wins over three ranked teams, including No. 3 Texas, as the victory over the Longhorns was marked the highest ranked team Nebraska had defeated since 1994.

The 2011-12 season began a new era for Nebraska basketball, as the Huskers joined the Big Ten Conference. That season also marked the opening of the Hendricks Training Complex, an 84,000-foot facility for the Husker basketball program which includes practice courts, locker



Aleks Maric finished his career ranked fifth all-time in scoring and second in rebounding, becoming only the third player in Big 12 history to record at least 1,600 points and 1,000 rebounds in a career.

room, team lounge, offices as well as strength and nutrition areas, giving Nebraska one of the best facilities in the nation.

In March of 2012, Nebraska moved in a different direction as then-Athletic Director Tom Osborne chose Tim Miles to run the basketball program. Miles guided a short-handed roster to 15 wins in his first season, including the program's first-ever Big Ten Tournament win, and has worked tirelessly to build Nebraska's basketball brand.

The 2013-14 season was a rebirth for the Husker program. Nebraska moved into the \$179 million dollar Pinnacle Bank Arena in downtown Lincoln in August of 2014 and presold the entire season six months before the opener. The Huskers flourished in their new home, going 15-1 including a win over ninth-ranked Wisconsin in front of a record crowd of 15,998. The Huskers went 19-13 on the season and earned their first NCAA appearance in 16 years. Terran Petteway earned consensus All-Big Ten honors while Miles was named Big Ten and National Coach of the Year after leading the Huskers to the NCAAs following a 1-5 start in Big Ten play.

Since the opening of Pinnacle Bank Arena, Husker fans have been coming out in record numbers, as the program broke its attendance record for the second straight year in 2014-15 and is one of nine NCAA programs to average at least 15,000 fans per game in each of the past five seasons.

In 2017-18, the Huskers exceeded expectations, winning 22 games, including a pair of wins against ranked Big Ten teams, and finished fourth in the conference with a 13-5 mark. The 13 conference wins was a school record while the 22 wins were the most since 1990-91. Newcomers James Palmer Jr. and Isaac Copeland both earned All-Big Ten honors, as Palmer garnered first-team accolades by averaging 17.2 points per game to rank fifth in the Big Ten.



A crowd of nearly 2,500 were on hand to celebrate with the Huskers on their first NCAA berth since 1998.

N 2018-19 NEBRASKA BASKETBALL ALL-TIME LETTERWINNERS

Note: Lettermen lists are not available for 1894, 1895, 1897, 1904 and 1906. The year listed is for the year in which the season ended. For example 1918 represents the 1917-18 season. Hometowns are listed, when available. If you have any updates or corrections, email them to sportsinfo@huskers.com.

A A A

Abraham, Moses, 2015..... Kano, Nigeria
Adkins, R.F., 1918
Akenten, Nana, 2018..... Boilingbrook, Ill.
Akromis, Bernard, 1951..... Omaha, Neb.
Almeida, Andre, 2011-13..... Sao Paulo, Brazil
Alexander, Boyd Amberson, 1910..... Superior, Neb.
Allen, Thomas, 2018..... Raleigh, N.C.
Amen, Paul, 1936-37-38..... Lincoln, Neb.
Anderson, Chuck, 1980..... North Platte, Neb.
Anderson, Kenneth, 1947-49..... Creston, Iowa
Anderson, R.D., 1899
Anderson, R.R., 1900
Anderson, Ryan, 2007-08-09-10..... Seattle, Wash.
Anderson, W.E., 1899-1900
Andresen, Roy H., 1925-26-27..... Bloomfield, Neb.
Antulov, Bob, 1964..... New York City, N.Y.
Artman, Allan, 1942-43-44..... Kearney, Neb.
Arwood, Jim, 1956-57-58..... Fostoria, Ohio
Augustine, Kevin, 2001..... Santa Ana, Calif.

B B B

Baack, Tom, 1966-67-68..... Ft. Wayne, Ind.
Babson, (no first name), 1901
Badgett, Terrance, 1993-94-95-96..... Omaha, Neb.
Bailey, Russell M., 1919-20-21..... Carleton, Neb.
Bailous, Anthony, 1986-87..... Los Angeles, Calif.
Baker, Howard, 1935-36-37..... Grand Island, Neb.
Balham, Chris, 2007-08-09..... Kansas City, Kan.
Banks, Brian, 1976-77-78-79..... Hammond, Ind.
Bargen, Jed, 1988-89..... Lincoln, Neb.
Barger, Gerald, 1932..... Ashland, Neb.

Barry, Donald, 1946
Barth, Phil, 1960..... Omaha, Neb.
Beerle, Wilmer J., 1924-25-26..... Omaha, Neb.
Beers, Frank R., 1905..... Osage, Neb.
Bekins, Melvin, 1920-21..... Omaha, Neb.
Belcher, Cookie, 1997-98-99-01..... Mexico, Mo.
Belka, Robert, 1933..... Crete, Neb.
Bell, Dwight D., 1907-08-09..... Lincoln, Neb.
Bell, Paul T., 1905-07-08..... Lincoln, Neb.
Benedict, Maurice, 1903..... Lincoln, Neb.
Beranek, Drake, 2011..... Ravenna, Neb.
Berwald, Lance, 1980-81..... Minneapolis, Minn.
Best, Tom, 1993-94..... South Holland, Ill.
Black, Leo, 1924-25..... Grand Island, Neb.
Bloss, Dale, 1945..... Wayne, Neb.
Boeker, Justin, 2001-02..... Houston, Texas
Bohac, Adam, 2001-02-03-04..... Kimball, Neb.
Boich, Arnold, 1955..... Peoria, Ill.
Booker, Kenny, 2000..... Clarksdale, Miss.
Boone, Jaron, 1993-94-95-96..... Salt Lake City, Utah
Borchardt, Tanner, 2016-17-18..... Gothenburg, Neb.
Bornschneggl, Larry, 1963-64..... Geneva, Neb.
Boswell, Hubert, 1932-33..... Lincoln, Neb.
Bottorf, John, 1942-43..... Lincoln, Neb.
Bowers, Bill, 1960-61-62..... Lincoln, Neb.
Bradford, Steffon, 2000-01..... Clewiston, Fla.
Branch, Nate, 1965-66-67..... Palo Alto, Calif.
Brand, Daniel, 1956..... Bellevue, Neb.
Brooks, Jim, 1969..... Akron, Ohio
Brooks, Melvin, 1994-95..... Elizabeth City, N.C.
Brothers, Ralph, 1896
Brown, Burton, 1943..... Lincoln, Neb.
Brown, Darren, 1986..... Detroit, Mich.
Brown, John, 1926-27-28..... Lincoln, Neb.
Brown, Joseph, 1946-47-48-50..... Nashville, Tenn.
Bryan, Tom, 1969-71..... Fort Recovery, Ohio
Buchanan, Demetrius, 1985..... South Bend, Ind.
Buchanan, Henry T., 1987-88..... Muncie, Ind.
Buchanan, James, 1950-51-52..... Ft. Wayne, Ind.
Buckendahl, Ross, 1999-2000-02..... Battle Creek, Neb.

Buel, Duane, 1954-55-56..... Malcom, Neb.
Burbach, Chad, 1997-98..... Columbus, Neb.
Burke, A.G., 1896
Burrus, Russell M., 1905-07-08..... Lincoln, Neb.
Buuck, A. Allen, 1960-61..... Ft. Wayne, Ind.

C C C

Cahill, John, 1959..... Dakota City, Neb.
Caldwell, James, 1977..... Cottonport, La.
Campbell, Henry W., 1916-17
Campbell, Willie, 1965-66-67..... Seattle, Wash.
Carman, Frank D., 1921-22..... Minden, Neb.
Carr, Brian, 1984-85-86-87..... Muncie, Ind.
Carrier, Sam, 1911-12-13..... Omaha, Neb.
Cassidy, Fred, 1943..... Lincoln, Neb.
Cauble, Ken, 1968-69-70..... Midland, Texas
Cebrun, Harold, 1964..... Houston, Texas
Cech, Henry, 1948-49-50..... Berwyn, Ill.
Cerv, Bob, 1947-48-49-50..... Weston, Neb.
Chalk, Leroy, 1969-70-71..... Big Sandy, Texas
Chambers, Phil, 1975..... Denver, Colo.
Chandler, Derrick, 1992-93..... Mitchellville, Md.
Chesnut, Ben, 2001..... Omaha, Neb.
Christine, Cal, 1971-72-73..... Sterling, Neb.
Chubick, Bruce, 1991-92-93-94..... Atkinson, Neb.
Clemmons, Brennon, 2002-03..... Indianapolis, Ind.
Cloudy, Stan, 1983-84..... Center, Texas
Coard, Eric, 1975-76-77..... Washington, D.C.
Cochran, Cary, 1999-2000-01-02..... Minden, Iowa
Coker, Fred, 1974..... Redondo Beach, Calif.
Collins, J.C., 1917
Collins, Ray, 1979-80-81-82..... Chicago, Ill.
Conklin, Brian, 2001-02-03-04..... Hubbard, Ohio
Conklin, Leonard N., 1931..... Minatare, Neb.
Cook, Thomas, 1946..... Culver, Ind.
Copeland Jr., Isaac, 2018..... Raleigh, N.C.
Coppie, Leland, 1932-33-34..... Rosalie, Neb.
Cortelyou, Spencer, 1899-1900-01-02..... Omaha, Neb.
Coufal, Norman, 1955-56..... David City, Neb.
Cox, Larry, 1974-75-76..... Denver, Colo.
Cox, Rodney, 1947-48-49..... Lincoln, Neb.
Cozier, Kenneth J., 1923-24..... Aurora, Neb.
Cresswell, Chris, 1990-91-92..... Merced, Calif.
Cunningham, Bill, 1979..... Ft. Wayne, Ind.
Curran, Sammy, 1980..... Liberal, Kan.
Curtis, Rodney, 1988..... Upper Marlboro, Md

D D D

Dagunuro, Ade, 2008-09..... Inglewood, Calif.
Damm, Jim, 1966-67-68..... Bellflower, Calif.
Davey, G. Seldon, 1930-31..... Lincoln, Neb.
Davison, Charles Minot, 1931-32..... Lincoln, Neb.
Davison, Matt, 2000..... Tecumseh, Neb.
Day, Bernard, 1986-87..... Washington, D.C.
Despot, Srebrenko, 1978..... Zagreb, Yugoslavia
Dewitz, Rufus, 1924..... Stanton, Neb.
Diaz, Jorge Brian, 2010-11-12..... Caguas, Puerto Rico
Dock, Titus, 1984..... Perkins, Ga.
Doebale, Dudley, 1956-57..... Elmwood, Neb.
Dohrmann, Elmer, 1936-37-38..... Staplehurst, Neb.
Dolezal, Eric, 1989..... La Porte, Ind.
Dourisseau, Jason, 2003-04-05-06..... Omaha, Neb.
Downing, Greg, 1980-81-82-83..... Duluth, Minn.
Drevo, Andrew, 2003-04..... Lincoln, Neb.
Dworak, Thomas, 1944..... Lincoln, Neb.

E E E

Ebaugh, Floyd, 1936-37-38..... Superior, Neb.
Eckelman, Eric, 1979..... Muncie, Ind.
Edwards, Alonzo, 2009..... Houston, Texas
Ekstrom, Fred, 1924-25-26..... Newman Grove, Neb.
Ekwall, Rex, 1955-56-57..... Holmesville, Neb.
Eldridge, Bruce, 1918..... Omaha, Neb.
Elliott, Newell J., 1903..... Beatrice, Neb.
Elliott, Robert, 1937-38-39..... West Point, Neb.
Elliott, Thomas, 1926-27-28..... West Point, Neb.
Elradi, Mohammad, 2017..... Omaha, Neb.

Elson, Kenneth, 1942-43..... North Platte, Neb.
Empkey, Frank, 1966-67..... Omaha, Neb.
Enright, Mark, 1974..... Cedar Rapids, Iowa
Enright, Roy, 2003..... Omaha, Neb.
Erwin, Steve, 1973-74-75..... Laurel, Neb.
Evelyn, Bakari, 2016..... Detroit, Mich.
Extrom, LeGrant, 1952..... Holdrege, Neb.

F F F


Fagler, Willard, 1952-53-54-55..... Harvard, Neb.
Farmer, Tony, 1991..... Los Angeles, Calif.
Ferguson, J. Malcolm, 1903..... Aurora, Neb.
Friend, Kimani, 2000-01..... Kingston, Jamaica
Fields, Rodney, 2000-01..... Tampa, Fla.
Fisher, Morris, 1929-30-31..... Lincoln, Neb.
Fitz, Don, 1939-40-41..... Lincoln, Neb.
Fitzgibbon, John, 1941-42-43..... Tobias, Neb.
Fitzpatrick, Wilson, 1958..... Marshall, Mo.
Florence, Larry, 1997-98-99-2000..... Phenix City, Ala.
Flthow, Paul, 1917..... Omaha, Neb.
Flynn, W.H., 1917
Ford, Kedrick, 2001-02..... Macon, Ga.
Fort, Jerry, 1973-74-75-76..... Chicago, Ill.
Fox, Mike, 2010-11-12..... Beatrice, Neb.
Frank, Owen, A., 1911-12..... Grand Island, Neb.
Fredstrom, Paul, 1952-53..... Lincoln, Neb.
Fuller, Nick, 2015-16-17..... Sun Prairie, Wis.

G G G

Gallegos, Ray, 2010-11-13-14..... Salt Lake City, Utah
Galter, Morris, 1944..... Lincoln, Neb.
Gardner, Charles H., 1916
Gardner, J., 1916
Garner, Bernard, 1996-97..... Many, La.
Gates, Bob, 1950..... Lincoln, Neb.
Gericlick, Philip, 1926-27..... Omaha, Neb.
Gerhart, Harold, 1918..... Newman Grove, Neb.
Geter, Lewis, 1990..... Columbus, Ohio
Gibson, James P., 1911-12..... Holdrege, Neb.
Gill, Anton, 2017-18..... Raleigh, N.C.
Gillilan, Charles, 1919..... Hardy, Neb.
Gilreath, Ivan, 1981..... Omaha, Neb.
Glock, Jason, 1992-94-95-96..... Wahoo, Neb.
Goetze, Hartmann, 1940-41-42..... St. Joseph, Mo.
Gohde, George H., 1928..... Lincoln, Neb.
Good, Joseph, 1951-52-53..... Lincoln, Neb.
Goodson, Orr, 1924-25..... Lincoln, Neb.
Grace, Harvey, 1928-29-30..... Mascot, Neb.
Gratopp, Bob, 1968-69-70..... Geneva, Neb.
Graves, Allen, 1958..... Lincoln, Neb.
Gregory, Amos, 1993..... Nashville, Tenn.
Gregory, Tom, 1971-72..... Fullerton, Calif.
Gribble, George, 1942..... Greenwood, Neb.
Grimm, Lloyd, 1937-38-39..... Omaha, Neb.
Grube, Ivan, 1961-62-63..... Byron, Neb.
Gutleben, J.S., 1896

H H H

Hagensick, Edmund H., 1902-03-04-05..... Lincoln, Neb.
Hagensick, Harry E., 1902..... Lincoln, Neb.
Hahn, Robert, 1945..... Fremont, Neb.
Hale, Leland, 1935-36-37..... Lincoln, Neb.
Hammond, Jake, 2015-16..... Comanche, Okla.
Hamilton, Venson, 1996-97-98-99..... Forest City, N.C.
Hankins-Cole, Quincy, 2010..... Roosevelt, N.Y.
Hanzlik, M., 1912-14
Hare, Fred, 1965-66..... Omaha, Neb.
Hare, Jerry, 1954..... Grand Island, Neb.
Harley, Steve, 2008-09..... Temple Hills, Md.
Harriman, Brant, 1998..... Mason City, Iowa
Harris, Lee, 1972..... Omaha, Neb.
Harris, Rickey, 1974-75-76-77..... Denver, Colo.
Harry, Robert, 1958-59-60..... York, Neb.
Hartley, Harold S., 1921..... Harvard, Neb.
Haskell, Ross K., 1912-13-14
Hassler, Francis, 1943..... McCook, Neb.
Hawkins, Earl, 1913-14-15..... Oshkosh, Wis.



Floyd Ebaugh helped the Huskers win the 1936 Big Six Conference title and was a three-year performer for Nebraska from 1936 to 1938.

Hawkins, Nathan, 2014 Garland, Texas
Hay, John, 1940-41 Lincoln, Neb.
Hayes, Carl, 1990-91-92 Chicago, Ill.
Hecox, Fred, 1945-46 Cozad, Neb.
Hedberg, Curt, 1975-77-78-79 Lincoln, Neb.
Heimos, Dan, 2002-03 Waterloo, Ill.
Heinzelman, Robert, 1942-43 Falls City, Neb.
Held, Sidney, 1940-41-42 Lincoln, Neb.
Henrion, Walter, 1932-33 Wichita, Kan.
Henry, Sek, 2007-08-09-10 Los Angeles, Calif.
Hester, Wayne, 1958-59-60 Lincoln, Neb.
Hewitt, Irenaeus P., 1902-03 Lincoln, Neb.
Hilliard Jr., Corey, 2012 Kansas City, Mo.
Hiltner, Arthur H., 1910-11-12 Lincoln, Neb.
Hiltner, Walter G., 1903 Lincoln, Neb.
Hinckley, Ryan, 1997 Pocatello, Idaho
Hoar, J.W., 1903-05-07 Lyons, Neb.
Hoemann, Vic, 1945 Newell, Iowa
Hoffman, J.F., 1991-92 Cambridge, Neb.
Hokuf, Stephen, 1930-31-33 Crete, Neb.
Holder, Allen, 1976-77 Las Vegas, Nev.
Holley, Myles, 2010 Norfolk, Va.
Hollins, Kenneth, 1944-45 Valley, Neb.
Holm, Elmer, 1927-28-29 Omaha, Neb.
Holmes, Joe, 1999 Seat Pleasant, Md.
Hoppen, Dave, 1983-84-85-86 Omaha, Neb.
Horne, Jeriah, 2017 Overland Park, Kan.
Howard, Terry, 1957 Elkhorn, Neb.
Howard, Warren, 1914 Omaha, Neb.
Hubka, Ernest, 1918 Virginia, Neb.
Huge, Jim, 1961-63 Holdrege, Neb.
Hugg, Ed, 1914-15-16 Cambridge, Neb.
Hughes, Brett, 1982-83 Waterloo, Ind.
Hughes, Michael, 1992 Peoria, Ill.
Hussey, John W., 1920 Cambridge, Neb.
Hutchinson, W.C., 1910-11 Lincoln, Neb.
Hyde, Leslie E., 1913 Lincoln, Neb.

III
Ideus, Chad, 1996 Adams, Neb.
Ingersoll, Arthur E., 1909-10 Tecumseh, Neb.

JJJ
Jackman, Bill, 1985-86-87 Grant, Neb.
Jackson, Don, 1973 Chatsworth, Calif.
Jackson, Jack, 1939 Omaha, Neb.
Jackson, Stanley, 1977 Las Vegas, Nev.
Jackson, Wm. Carl, 1918-19 Lincoln, Neb.
Jacobson, Michael, 2016-17 Waukegan, Iowa
Jaeger, Chad, 1994 Lexington, Neb.
Jensen, Clifford, 1930 Omaha, Neb.
Jeter, Lance, 2010-11 Beaver Falls, Pa.
Johnette, Michael, 1997-98 Omaha, Neb.
Johnson, Bill, 1987-88 Plainview, Neb.
Johnson, Chad, 1998-99 Monticello, Fla.
Johnson, Eric, 1988-89 Brooklyn, N.Y.
Johnson, Handy, 1982-83 Chicago, Ill.
Johnson, Jamar, 1992-93-94 Elkhart, Ind.
Johnson, Lenard, 1982-83 Kirkwood, Mo.
Johnson, Nate, 2003-04 Kansas City, Kan.
Johnson, William, 1952-53-54 Lincoln, Neb.
Jones, Charles, 1962-63-64 Washington, D.C.
Jones, Eshaunte, 2010-11 Fort Wayne, Ind.
Jones, Willbur A., 1910 Omaha, Neb.
Jungmeier, Walter, 1920 Lincoln, Neb.
Jungmeier, Wesley, 1920 Lincoln, Neb.
Jura, Chuck, 1970-71-72 Schuyler, Neb.

KKK
Kacer, Oldyn, 1919 Crete, Neb.
Karn, Matt, 2010-11 Philpot, Ky.
King, Lyle, 1940-41-42 Lincoln, Neb.
King, Rich, 1988-89-90-91 Omaha, Neb.
Kipper, Paul, 1951 Lincoln, Neb.
Kirlin, Albert, 1947 Havelock, Neb.
Klepser, Merritt J., 1923-25-27 Omaha, Neb.
Knutzen, Owen, 1943 Cedar Bluffs, Neb.

Koca, Todd, 1988-89 Papillion, Neb.
Koehler, John P., 1901-02
Koenig, Robert, 1945 Yankton, S.D.
Kohl, Adam, 1922 Hastings, Neb.
Korte, Robert, 1946 Fairbury, Neb.
Kortus, Joel, 1963-64-65 Lincoln, Neb.
Koster, George, 1931-32 Lincoln, Neb.
Kovanda, William, 1937-38-39 Elk Creek, Neb.
Kowalke, James, 1959-60-61 Sioux City, Iowa
Krake, Lee S., 1905-07 West Point, Neb.
Krall, Robert, 1928-29 Grand Island, Neb.
Krenk, Nick, 2007-08-09 Nebraska City, Neb.
Kubacki, Jim, 1956-57-58 Toledo, Ohio
Kuhlman, Elza, 1944
Kurkowski, Kye, 2012-13-15 Grant, Neb.

LLL
Lantz, Stuart, 1966-67-68 Uniontown, Pa.
Lawry, Anton, 1947-48-49-50 Omaha, Neb.
Laws, Malcolm, 2016-17-18 Orlando, Fla.
Lawson, Wm. Vinton, 1926 Omaha, Neb.
Leacock, Robert, 1935-36 Shenandoah, Iowa
Lebsack, Gayle, 1946-47 Lincoln, Neb.
Ledsome, Jim, 2006 Severna Park, Md.
Lee, Brendy, 1972-73-74 Brush, Colo.
Leitner, Roger, 1967-68 McCook, Neb.
Lenser, Kurt, 1932 Hildreth, Neb.
LeRossignol, Curt, 1971-72 Lincoln, Neb.
Letts, Madison, 1932 St. Joseph, Mo.
Lewandowski, Adolph J., 1928-29-30 Chicago, Ill.
Lively, Kelly, 1989-90-91 Torrington, Wyo.
Livingston, Dale, 1946 Hastings, Neb.
Livingston, Leslie, 1940-41-42
Loder, Dwight, 1934 Waverly, Neb.
Logan, Chris, 1985-86 Natchez, Miss.
Lue, Tyrone, 1996-97-98 Mexico, Mo.
Lundholm, William, 1959 Mt. Morris, Ill.
Lunney, Kenneth, 1932-33-34 York, Neb.

MMM
MacFarlane, Dave, 1980 Plattsmouth, Neb.
MacLay, Donald, 1929-30-31 Auburn, Neb.
Malecek, Joseph, 1949-50 Osage, Iowa
Mann, Kyle, 1998 Omaha, Neb.
Manning, Pete, 1988-89 Trenton, N.J.
Maric, Aleks, 2005-06-07-08 Sydney, Australia
Markowski, Andy, 1996-97-98-99 Ord, Neb.
Marks, Kyle, 2006-07 Riviera Beach, Fla.
Marquiss, Warren, 1943 Omaha, Neb.
Marsh, Ricky, 1973-74 New York, N.Y.
Marshall, Harvey, 1985-86 Jackson, Tenn.
Martin, Sam, 1968-69-70 Pawnee City, Neb.
Martin, Val, 1976 South Bend, Ind.
Martz, Mike, 1984-85-86-87 Beatrice, Neb.
Mason, Paul, 1932-33-34 Omaha, Neb.
Matson, Charles E., 1896 Wisner, Neb.
Matzke, John, 1982-84-85-86 Lincoln, Neb.
Matzke, Stan, 1952-53-54-55 Lincoln, Neb.
Mauch, Arthur, 1931-32 Bassett, Neb.
Maxey Sr., Al, 1959-60 Indianapolis, Ind.
McCarty, Marques, 2002-03 Sugarland, Texas
McCray, Joe, 2005 Fort Lauderdale, Fla.
McCray, Toney, 2009-11-12 Missouri City, Texas
McDonald, Paul, 1977 Chisholm, Minn.
McPipe, Carl, 1976-77-78-79 Hammond, Ind.
McVeigh, Jack, 2016-17-18 Cabarita Beach, Australia
McVicker, Mark, 1977-78-79-80 Hastings, Neb.
Menke, Trevor, 2012-13-14-15 Beatrice, Neb.
Mercier, Bob, 1951 Lincoln, Neb.
Mielenz, Frank, 1926 Stanton, Neb.
Miller, Cookie, 2008-09 Charleston, W.V.
Mitchell, Alvin, 1997 Omaha, Neb.
Moller, Cliff, 1969 New York, N.Y.
Moody, Keith, 1990-91 Herndon, Va.
Moore, Bob, 1978-79 Pittsburgh, Pa.
Moore, Curtis, 1984-85 Mount Vernon, N.Y.
Moore, Jack, 1979-80-81-82 Muncie, Ind.



Bill Jackman totaled 500 points, 418 rebounds and 101 assists in his three-year Husker career.

Moore, James, 1984 Omaha, Neb.
Moore, Josiah, 2012 Norcross, Ga.
Moore, M.S., 1899
Moore, Mikki, 1994-95-96-97 Gaffney, S.C.
Morrell, (no first name), 1912
Morrison, C.C., 1899
Morrison, C.E., 1896
Morrow Jr., Ed, 2016-17 Chicago, Ill.
Moser, W.A., 1905-07
Mosser, Cornelius, 1948 Cambridge, Ohio
Muhleisen, Jake, 2002-03-04-05 Lincoln, Neb.
Mulvaney, Charles, 1946 Omaha, Neb.
Munger, Glen, 1922 Columbus, Neb.
Munn, Glen B., 1929 Lincoln, Neb.
Munn, Glenn, 1928 Lincoln, Neb.
Munn, Monte, 1920-21 Lincoln, Neb.
Munson, Bob, 1971 Bradford, Vt.
Myers, C.B., 1914-15
Myrthil, Gerard, 1978-79 New York, N.Y.

NNN
Naderer, Mike, 1978-79-80-81 Scottsdale, Ariz.
Nagl, (no first name), 1912
Nannen, Lyle, 1956-57 Syracuse, Neb.
Nannen, Neil, 1962-63-64 Syracuse, Neb.
Neal Jr., Marcus, 2004-05 Annapolis, Md.
Nelson, Ben, 2007-08-09-10 Atwater, Minn.
Nelson, Douglas, 1944 Wausa, Neb.
Nelson, H., 1916-17
Nelson, Lawrence, 1936 Curtis, Neb.
Nelson, Leif, 1996 Riverside, Calif.
Neubert, Keith, 1984-86-87 Fort Atkinson, Wis.
Newman, Richard, 1919-20-21 Columbus, Neb.
Newton, Bernard A., 1903 Beaver City, Neb.
Nielsen, R., 1901
Niemann, Christopher, 2011-12
Kühlungsborn, Germany
Nissen, Al, 1970-71-72 Miller, S.D.
Novak, Terry, 1975-77-78 Lincoln, Neb.
Novak, Tom, 1972-73-74 Lincoln, Neb.

OOO
Okeke, Doby, 2018 Jonesboro, Ga.
Olson, Carl, 1928-29 Lincoln, Neb.
Othmer, Kenneth, 1927-28 Omaha, Neb.
Owen, L.R., 1911
Owens, Dapreis, 1989-90-91-92 Mansfield, Ohio

Owens, Dapreis, 1989-90-91-92 Mansfield, Ohio

PPP
Page, Theodore, 1927 Crete, Neb.
Palmer Jr., James, 2018 Upper Marlboro, Md.
Parker, Benny, 2013-14-15-16 Kansas City, Kan.
Parsons, Robert, 1936-37-38 Lincoln, Neb.
Parsons, Rollin, 1933-34-35 Lincoln, Neb.
Parsons, Ronald, 1957 Cleveland, Ohio
Patty, Jesse, 1919-20 Omaha, Neb.
Pearson, Brice, 1965 San Mateo, Calif.
Peltz, Mike, 2013-14 Alliance, Neb.
Perry, Harry O., 1908-09-10 Lincoln, Neb.
Perry, Marcus, 2006-07 Anniston, Ala.
Peterson, Arthur, 1945 Millard, Neb.
Peterson, Mike, 1970-71-72 Omaha, Neb.
Petrashek, G.L., 1909-10 Humboldt, Neb.
Petsch, Daryl, 1962-63-64 Marysville, Kan.
Petteway, Terran, 2014-15 Galveston, Texas
Phifer, Ryan, 1997-98 North Platte, Neb.
Phillips, Albert, 1918 Beatrice, Neb.
Phipps, Hansel, 1931 Whitman, Neb.
Piatkowski, Eric, 1991-92-93-94 Rapid City, S.D.
Piatkowski, Troy, 1997-98-99 Rapid City, S.D.
Pickett, John, 1919-20 Scottsbluff, Neb.
Pierce, Robert, 1949-50-51 Lincoln, Neb.
Pillsbury, Melville P., 1899-1902 Lincoln, Neb.
Ping, Shang, 2008 Haerbin, China
Pitcaithley, Harry, 1939-40 Lincoln, Neb.
Pitchford, Walter, 2014-15 Grand Rapids, Mich.
Placek, Emil E., 1896 Wahood, Neb.
Ploetz, John, 1978 Shorewood, Wis.
Ponce, David, 1983-84 San Jose, Calif.
Poynter, Floyd, 1920
Puelz, Dennis, 1962-63 Lincoln, Neb.

RRR
Ramos, Jose, 1991 Miami, Fla.
Randall, Albert, 1939-40-41 Omaha, Neb.
Raymond, Isaac P., 1902
Reckewey, Kent, 1973-74-75 Lincoln, Neb.
Reid, Beau, 1988-89-90-91 Lancaster, Ohio
Reimers, Gary, 1956-57-58 Millard, Neb.
Reiners, Al, 1966 Hastings, Neb.
Rekeweg, Jeff, 1987-88 Kendallville, Ind.
Renfro, Claude, 1981-82-83 Winslow, Ariz.



Clifford Scales helped the Huskers set a school record with 26 wins during the 1990-91 season. Scales averaged 10.2 points per game, as he was one of five Huskers who averaged double figures.

Renzelman, Gary, 1953-54-55 Scottsbluff, Neb.
 Retherford, Claude, 1947-48-49 French Lick, Ind.
 Reynolds, Harry Burch, 1919 Lincoln, Neb.
 Reynolds, James, 2004 Los Angeles, Calif.
 Richardson Jr., Charles, 2004-05-06-07 Maywood, Ill.
 Richardson, Brandon, 2009-10-11-12 Los Angeles, Calif.
 Richardson, Ray, 1989-90 South Bend, Ind.
 Riddell, Ted, 1917 Beatrice, Neb.
 Riddlesbarger, William P., 1922-23 Iowa City, Iowa
 Riehl, Tony, 1971-72-73 Louisville, Ky.
 Ritchie, Max, 2013 Nebraska City, Neb.
 Rivers, David, 2012-13-14-15 Little Rock, Ark.
 Robinson II, John, 2001-02 Channelview, Texas
 Robinson, Magnus, 1946 Norfolk, Neb.
 Roby, Isaiah, 2017-18 Dixon, Ill.
 Rooney, Patrick, 1944 Brownville, Neb.
 Roots, Al, 1960-61 Kansas City, Kan.
 Roy, William, 1955 Berwyn, Ill.
 Russell, Robert C., 1920-22 Washington, D.C.
 Russell, Thomas R., 1961-62 Independence, Kan.
 Rutherford, Richard B., 1914-15-16 Beatrice, Neb.

SSS

Sallee, Chris, 1995-96 Scottsdale, Ariz.
 Salomon, Cole, 2008-09 Omaha, Neb.
 Sandbulte, Gerald, 1952-53 Sioux Center, Iowa
 Sandstedt, James, 1946 Omaha, Neb.
 Sauer, George, 1932-33 Lincoln, Neb.
 Scales, Clifford, 1988-89-90-91 Maywood, Ill.
 Scantlebury, Tom, 1968-69-70 Oakland, Calif.
 Scarlett, Trent, 1982-83 Las Vegas, Nev.
 Schleiger, Richard, 1947-48-49 Omaha, Neb.
 Schliep, Bronsen, 2003-04-05-06 Fairfield, Neb.
 Schmidt, A., 1908-09
 Schmidt, August C., 1909-10 Lincoln, Neb.
 Schneider, Leo, 1946 Rock Island, Ill.
 Schwindt, Andy, 1997 Palos Verdes, Calif.
 Sealer, Joel, 1985-86-87 Omaha, Neb.
 Seger, Fred, 1952-53-54 Omaha, Neb.
 Shaver, Dan, 1966-67 La Crecenta, Calif.
 Schellenberg, Elmer, 1918-19-20 Beatrice, Neb.
 Shields, Paul, 1915-16 Omaha, Neb.
 Shields, Paul, 1947-48 Monrovia, Ind.
 Shields, Shavon, 2013-14-15-16 Olathe, Kan.
 Shipwright, Richard, 1959 Pender, Neb.
 Shoecraft, Jerry, 1979-80-81-82 Muncie, Ind.
 Shultis, Jason, 2017 Dannebrog, Neb.
 Siegel, Bob, 1974-75-76-77 Fairbury, Neb.
 Simmons, Grant, 1964-65-66 Omaha, Neb.
 Simmons, Ron, 1966-67-68 Sumner, Neb.
 Simms, Corey, 2002-03-04-05 St. Louis, Mo.
 Sladovnic, Charles, 1962 Omaha, Neb.
 Smaha, Clark, 1925-26-27 Ravenna, Neb.

Smidt, Don, 1956-57-58 Helena, Mont.
 Smith, Andre, 1978-79-80-81 Chicago, Ill.
 Smith, Austin H., 1920-21-22
 Smith, Charles L., 1954-55-56 Anderson, Ind.
 Smith, H.B., 1899
 Smith, Leslee, 2014-15 Long Look, British Virgin Islands
 Smith, Mike, 2007 Bronx, N.Y.
 Smith, Richard, 1988 Chicago, Ill.
 Smith, Ronnie, 1984-85 Galveston, Texas
 Smith, Tarin, 2015 Ocean Township, N.J.
 Smith, Terry, 1982-83 Moberly, Mo.
 Smith, Todd, 1999 Milledgeville, Ga.
 Snyder, James, 1951 Winchester, Ind.
 Sorensen, Harry, 1934-35-37 Hardy, Neb.
 Spear, John, 1922 Genoa, Neb.
 Spear, Wallace, 1918-19 Genoa, Neb.
 Spears, Jerry, 1964-65 Columbus, Ohio
 Spencer, Bo, 2012 Baton Rouge, La.
 Sprague, Leon, 1926 York, Neb.
 Srb, Richard, 1947-48-49 Lincoln, Neb.
 Standhardinger, Christian, 2010 Munich, Germany
 Stange, Drew, 1981-82 Lincoln, Neb.
 Stebbins, (no first name), 1900
 Stegall, Shuan, 2004 Stone Mountain, Ga.
 Steinbrook, Lee, 1995 Columbus, Neb.
 Stewart, Marvin, 1969-70-71 Chicago, Ill.
 Stipsky, Ed, 1931 Hooper, Neb.
 Stone, Charles, 1967 Oakland, Calif.
 Story, C.M., 1899
 Strahan, James, 1945 Wayne, Neb.
 Strickland, Erick, 1993-94-95-96 Bellevue, Neb.
 Stromer, Byron W., 1918 Hanover, Neb.
 Strowbridge, Jay-R, 2007-08 Ardmore, Ala.
 Stryker, Frank H, 1912-13 Omaha, Neb.
 Surles, Chester, 1995-96 Saginaw, Mich.
 Svehla, Matt, 1988-89 Clarkson, Neb.
 Swank, George, 1959 Mansfield, Ohio
 Swett, Rex, 1960-61-62 Huron, S.D.

TTT

Talley, Dylan, 2012-13 Camden, N.J.
 Tallman, Frank, 1938-39-40 Creston, Iowa
 Tangeman, Robert, 1944 Greta, Neb.
 Taylor, Evan, 2017-18 Cincinnati, Ohio
 Taylor, Ron, 1974-75 Midland, Texas
 Theisen, Ralph, 1916 West Point, Neb.
 Therien, Robert, 1939-40 Lincoln, Neb.
 Thom, Jim, 1956 Lincoln, Neb.
 Thomas, (no first name), 1901
 Thomas, Dwight P., 1918 Lincoln, Neb.
 Thomas, Grant, 1938-39 Kearney, Neb.
 Thomas, Ryan, 2000-01 St. Joseph, Mich.
 Thomas, Wilson, 2001-02 Omaha, Neb.

Thompson, John, 1941-42-43 Lincoln, Neb.
 Thorbjarnarson, Thorir, 2018 Reykjavik, Iceland
 Thornton, Marcus, 2001 Rochester, N.Y.
 Tipton, Milo, 1923-24-25 Tabor, Iowa
 Tipton, Paul W., 1922 Tabor, Iowa
 Torrens, Lee, 1969-70 Bellevue, Neb.
 Trueblood, Johnny, 2016-18 Omaha, Neb.
 Truscott, Louis, 1999-2000 Houston, Texas
 Tshimanga, Jordy, 2017-18 Montreal, Quebec
 Turek, John, 2002-03-04-05 Council Bluffs, Iowa
 Turner, Herschell, 1958-59-60 Indianapolis, Ind.
 Tyrance, Jordan, 2012-13 Lincoln, Neb.

UUU

Ubel, Brandon, 2010-11-12-13 Overland Park, Kan.
 Underwood, Clinton, 1912-13 Omaha, Neb.
 Usher, Willard O., 1923-24-25 Omaha, Neb.

VVV

Vacanti, Charles, 1940 Omaha, Neb.
 Van Poelgeest, Richard, 1987-88-89-90 Ryswijk, Netherlands
 Vance, Deak, 1986 Muncie, Ind.
 Velander, Paul, 2007-08-09 Blacksburg, Va.
 Vick, Derrick, 1987-88 Chicago, Ill.
 Vincent, William, 1962-63 Omaha, Neb.
 Volz, Mathias G., 1923-24-25 Omaha, Neb.
 Von Seggern, Dale, 1968-69-70 Orchard, Neb.
 Vucetic, Sergej, 2013-14 Vrbas, Serbia

WWW

Wagner, Robert, 1967-68 Erie, Pa.
 Wahlquist, George, 1933-35-36 Hastings, Neb.
 Wald, Tom, 1995-96 Brooklyn Park, Minn.
 Walin, Elmer, 1961 Lincoln, Neb.
 Walker, B.J., 2006 Cincinnati, Ohio
 Walker, Caleb, 2011-12 Hutchinson, Kan.
 Walker, Danny, 2000 Los Angeles, Calif.
 Walker, G.E., 1899
 Walker, Marcus, 2006 Kansas City, Mo.
 Wall, Jan, 1960-61 Lincoln, Neb.
 Walsh, Larry, 1950 Ponca, Neb.
 Walsh, Walter W., 1907-08-09 Lincoln, Neb.
 Walton, Kenny, 1981-82-83 Indianapolis, Ind.

Wampler, Lloyd, 1936 Dorchester, Neb.
 Ward, Harrison, 1951 Plainfield, Ind.
 Warfield, G.A., 1896
 Warren, (no first name), 1901
 Warren, Glen, 1921-22-23 Lincoln, Neb.
 Waterman, R.L., 1900
 Watson Jr., Glynn, 2016-17-18 Bellwood, Ill.
 Watters, F.E., 1911
 Watts, Randy, 1971-72 Richmond, Ky.
 Webb, Coley, 1964-65-66 Elkhart, Ind.
 Weber, Don, 1952-53-54 Estherville, Iowa
 Webster, Tai, 2014-15-16-17 Auckland, New Zealand
 Wells, William, 1954-57 West Baden, Ind.
 Werner, Alton, 1937-38-39 Kansas City, Mo.
 Wertz, L.E., 1917
 West, Tim, 1980 Urbana, Mo.
 Whitaker, Henry, 1934-35-36 St. Joseph, Mo.
 White III, Andrew, 2016 Richmond, Va.
 White, Anthony, 1984-85 Wichita, Kan.
 White, Jamel, 2006 Brooklyn, N.Y.
 Whitehead, Milton, 1948-49-50 Scottsbluff, Neb.
 Wicklund, Andrew, 2008 Colorado Springs, Colo.
 Widman, Harvey, 1934-35-36 Mead, Neb.
 Wilbrand, Tony, 2003-04-05-06 Alliance, Neb.
 Wilkinson, Wes, 2003-04-05-06 Grand Island, Neb.
 Williams, Eric, 1980-81-83-84 South Bend, Ind.
 Williams, Rodney, 1998 Houston, Texas
 Willis, Stephen, 1975-76 Indianapolis, Ind.
 Wilnes, Norman, 1950-51 North Platte, Neb.
 Wilson, Dow, 1938 Dow City, Iowa
 Wischmeier, B. Scott, 1932 Turkey Creek, Neb.
 Witte, Willard, 1928-29-30 Lincoln, Neb.
 Wood, Wilbur S., 1908-09-10 Lincoln, Neb.
 Woolridge, Andre, 1993 Omaha, Neb.
 Wortmann, Craig, 1999-2000 Hartington, Neb.
 Wright, Earl, 1963-64 Lincoln, Neb.
 Wyant, Harlan, 1924 Newman Grove, Neb.

YYY

Yaffee, Irvin, 1939-40 Omaha, Neb.
 Yates, James, 1961-64 Randolph, Iowa
 Young, Max, 1941-42-43 Lincoln, Neb.



Grand Island native Wes Wilkinson led the Huskers with 11.9 points and averaged 6.2 rebounds and 1.9 blocks per game as a senior in 2005-06 to help the Huskers reach the NIT.

ALL-AMERICANS (8)

- 1913 Sam Carrier, Guard
- 1931 Don Maclay, Center
- 1933 Steve Hokuf, Guard
- 1936 George Wahlquist, Guard
- 1937 Robert Parsons, Guard
- 1952 James Buchanan, Guard
- 1959 Herschell Turner, Guard
- 1978 Carl McPipe, Center

FIRST-TEAM ALL-CONFERENCE (43)

Missouri Valley (10)

- 1909 W.W. Walsh, Forward
- 1910 H.O. Perry, Forward
- 1911 J.P. Gibson, Forward
- O.A. Frank, Guard
- 1913 Ross Haskell, Forward
- Sam Carrier, Guard
- 1919 Carl Jackson, Forward
- 1925 Orr Goodson, Center
- Mathias "Mutt" Volz, Guard
- 1927 Clark Smaha, Forward

Big Six (8)

- 1930 Don Maclay, Center
- 1931 Steve Hokuf, Guard
- 1933 Steve Hokuf, Guard
- 1936 George Wahlquist, Forward
- 1937 Robert Parsons, Guard
- 1938 Robert Parsons, Guard
- 1941 Sid Held, Guard
- Don Fitz, Guard

Big Seven (4)

- 1949 Claude Retherford, Guard
- Milton "Bus" Whitehead, Forward
- 1950 Milton "Bus" Whitehead, Forward
- 1952 James Buchanan, Guard

Big Eight (18)

- 1960 Herschell Turner, Guard

- 1966 Grant Simmons, Guard
- 1967 Stuart Lantz, Guard
- 1968 Stuart Lantz, Guard
- 1971 Marvin Stewart, Guard
- 1972 Chuck Jura, Center
- 1974 Jerry Fort, Guard
- 1975 Jerry Fort, Guard
- 1976 Jerry Fort, Guard
- 1978 Brian Banks, Guard
- 1980 Andre Smith, Center
- 1981 Andre Smith, Center
- 1982 Jack Moore, Guard
- 1984 Dave Hoppen, Center
- 1985 Dave Hoppen, Center
- 1986 Dave Hoppen, Center
- 1993 Eric Piatkowski, Guard
- 1994 Eric Piatkowski, Guard

Big 12 (3)

- 1998 Tyronn Lue, Guard
- 1999 Venson Hamilton, Center
- 2008 Aleks Maric, Center

Big Ten (1)

- 2014 Terran Petteway, Guard
- 2018 James Palmer Jr., Guard

JIM PHELAN NATIONAL COACH OF THE YEAR (1)

- 2014 Tim Miles

CONFERENCE COACH OF THE YEAR (7)

Big Eight (6)

- 1966 Joe Cipriano (AP)
- 1978 Joe Cipriano (UPI)
- 1980 Moe Iba (AP/UPI)
- Joe Cipriano (UPI)
- 1981 Moe Iba (UPI)
- 1991 Danny Nee (AP/UPI)

Big Ten (1)

- 2014 Tim Miles (Coaches)

CONFERENCE PLAYER OF THE YEAR (2)

Big Eight (1)

- 1981 Andre Smith (AP/UPI)

Big 12 (1)

- 1999 Venson Hamilton (AP/Coaches)

BIG EIGHT FRESHMAN OF THE YEAR (1)

- 1993 Erick Strickland (AP/Coaches)

OLYMPIANS (2)

- 2012 Aleks Maric, Center (Australia)
- 2012 Ade Dagunduro, Guard (Nigeria)

WORLD UNIVERSITY GAMES (3)

- 1985 Dave Hoppen, Center (U.S., Silver)
- 1993 Eric Piatkowski, Guard (U.S., Gold)
- 2017 Jack McVeigh, Forward (Australia)

FIBA WORLD CUP (3)

- 1954 Bill Johnson, Forward (U.S., Gold)
- 2014 Tai Webster, Guard (New Zealand)
- 2014 Jorge Brian Diaz, Center (Puerto Rico)

22 & UNDER WORLD CHAMPIONSHIPS (1)

- 1997 Tyronn Lue, Guard (U.S., Fifth)

21 & UNDER WORLD CHAMPIONSHIPS (1)

- 2005 Aleks Maric, Center (Australia, Fourth)

U.S. OLYMPIC FESTIVAL (3)

- 1983 Dave Hoppen, Center (Bronze)
- Moe Iba, Coach, North (Bronze)
- 1991 Eric Piatkowski, Guard (Gold)


Note: Piatkowski was named to the 1991 U.S. Olympic Festival All-Tournament Team.

NABC ALL-STAR GAME (5)

- 1972 Chuck Jura, Center
- 1991 Rich King, Center
- 1994 Eric Piatkowski, Guard
- 2008 Aleks Maric, Center
- 2015 Tim Miles, Coach



After earning all-league honors as a junior, Tyronn Lue was a first-round NBA selection in 1998. During his collegiate career, he helped Nebraska to three postseason appearances and finished eighth in school history in scoring.



Bill Johnson won a gold medal for the United States at the 1954 FIBA World Championships (now called the FIBA World Cup) in Rio de Janeiro, Brazil. Johnson averaged 9.5 rebounds per game during his three-year career at Nebraska.



Danny Nee is the winningest coach in Nebraska history with 254 career victories over 14 seasons. A 2009 Nebraska Basketball Hall of Fame inductee, Nee was the Big Eight Coach of the Year in 1991 after leading NU to a school-record 26 victories.



PALMER SELECTED AS JACK MOORE AWARD WINNER

Junior guard James Palmer Jr. was selected by a vote of his teammates as the Jack Moore Award winner, which is annually presented to the team's Most Valuable Player, for the 2017-18 season.

The award is named for late Husker guard Jack Moore, a 5-9 playmaker who set 17 school records in a career that ended in 1982. Moore was presented with the 1982 Francis Pomeroy-Naismith Award as the best collegiate player in the nation under six feet tall. A consensus All-Big Eight performer in 1982, Moore was killed in a plane crash in March of 1984.

Palmer earned the honor after putting together a strong campaign in his first season as a Husker. The 6-foot-6, 210-pound guard was a first-team All-Big Ten pick by the conference coaches and a first-team all-district honoree by the NABC and USBWA. Palmer led Nebraska in scoring at 17.2 points per game, while also adding 4.4 rebounds, 3.0 assists and 1.0 steals per game. The Upper Marlboro, Md., native reached double figures in 31 of 33 games during the 2017-18 campaign, including eight 20-point efforts. Palmer scored a career-high 34 points against No. 13 Ohio State and had 28 points at Wisconsin and against Iowa.

Sophomore Isaiah Roby was chosen as the team's Most Improved Player for his strides during the season. The 6-foot-8 forward averaged 8.7 points per game while pacing the Huskers in rebounding (6.3 rpg) and blocked shots (2.0 bpg). Roby played some of his best basketball down the stretch, averaging 13.0 points on 63 percent shooting along with 8.8 rebounds and 2.6 blocks per game in his final eight contests.

Evan Taylor was chosen as the team's top defender for the second straight year, as he finished tied for second on the team with steals and usually guarded the opponent's top backcourt scorer.

Justin Costello was honored as the Husker Power Lifter of the Year award for his work in the weight room with strength coach Tim Wilson. Costello scored over 1,600 points in the Performance Index, while setting school records in the 10-meter shuttle and the pro-agility drill.

Jack Moore Award

Year	Player	Position	Year	Player	Position
1984-85	Dave Hoppen	Center	2001-02	Cary Cochran	Guard
1985-86	Dave Hoppen	Center	2002-03	Andrew Drevo	Forward
	Bernard Day	Forward	2003-04	Nate Johnson	Guard
1986-87	Brian Carr	Guard	2004-05	Joe McCray	Guard
1987-88	Henry T. Buchanan	Guard	2005-06	Jason Dourisseau	Guard
1988-89	Eric Johnson	Guard		Wes Wilkinson	Forward
1989-90	Clifford Scales	Guard	2006-07	Charles Richardson Jr.	Guard
1990-91	Rich King	Center		Marcus Perry	Guard
	Beau Reid	Forward	2007-08	Aleks Maric	Center
	Clifford Scales	Guard	2008-09	Paul Velander	Guard
1991-92	Jamar Johnson	Guard	2009-10	Ryan Anderson	Guard
1992-93	Eric Piatkowski	Forward	2010-11	Lance Jeter	Guard
1993-94	Eric Piatkowski	Forward	2011-12	Brandon Richardson	Guard
1994-95	Jaron Boone	Guard	2012-13	Brandon Ubel	Forward
1995-96	Erick Strickland	Guard	2013-14	Terran Petteway	Guard
1996-97	Tyrone Lue	Guard	2014-15	Terran Petteway	Guard
1997-98	Tyrone Lue	Guard	2015-16	Shavon Shields	Forward
1998-99	Venson Hamilton	Center	2016-17	Tai Webster	Guard
1999-2000	Larry Florence	Forward	2017-18	James Palmer Jr.	Guard
2000-01	Cookie Belcher	Guard			

COSIDA ACADEMIC

ALL-AMERICANS (8)

1972	Chuck Jura, 3rd team
1978	Curt Hedberg, 5th team
1981	Jack Moore, 2nd team
1984	John Matzke, 2nd team
1989	Beau Reid, 3rd team
1991	Beau Reid, 3rd team
2015	Shavon Shields, 1st team
2016	Shavon Shields, 1st team

POSTGRADUATE SCHOLARS (6)

NCAA (5)

1972	Al Nissen
1986	John Matzke
1987	Bill Jackman
1991	Beau Reid
2006	Bronsen Schliep

Big Eight (1)

1976	Kent Reckaway
------	---------------

Big 12 (1)

2006	Bronsen Schliep
------	-----------------

BIG TEN MEDAL OF HONOR (1)

2016	Shavon Shields
------	----------------

NEBRASKA MALE STUDENT-ATHLETE OF THE YEAR (1)

2016	Shavon Shields
------	----------------

ACADEMIC ALL-CONFERENCE (73)

Big Eight (25)

1966	Grant Simmons, Guard
1972	Chuck Jura, Center
1974	Tom Novak, Guard
1975	Larry Cox, Forward/Center
1976	Larry Cox, Forward/Center
1978	Curt Hedberg, Forward
1979	Curt Hedberg, Forward
1980	Jack Moore, Guard
1981	Jack Moore, Guard
1982	Jack Moore, Guard
1984	John Matzke, Forward
1985	John Matzke, Forward
	Dave Hoppen, Center
1986	John Matzke, Forward
	Brian Carr, Guard
1987	Brian Carr, Guard
	Bill Jackman, Forward
1988	Henry T. Buchanan, Guard
1989	Beau Reid, Forward
1990	Rich King, Center
1991	Beau Reid, Forward
1992	Bruce Chubick, Forward
1993	Bruce Chubick, Forward
1994	Bruce Chubick, Forward
1995	Jason Glock, Guard

Big 12 (26)

1996	Leif Nelson, Center
	Erick Strickland, Guard
1997	Andy Markowski, Forward
1998	Andy Markowski, Forward
1999	Andy Markowski, Forward
2002	Cary Cochran, Guard
	Brian Conklin, Forward
2003	John Turek, Forward

2004	Adam Bohac, Guard
	Brian Conklin, Forward
	Jason Dourisseau, Guard
	Jake Muhleisen, Guard
	John Turek, Forward
	Tony Wilbrand, Center
2005	Jason Dourisseau, Guard
	Jake Muhleisen, Guard
	Bronsen Schliep, Forward
	John Turek, Forward
	Tony Wilbrand, Center
2006	Jason Dourisseau, Guard
	Bronsen Schliep, Forward
	Tony Wilbrand, Center
2007	Paul Velander, Guard
2008	Paul Velander, Guard
2009	Paul Velander, Guard
	Nick Krenk, Guard
2011	Brandon Ubel, Forward
	Ray Gallegos, Guard

Big Ten (22)

2012	Mike Fox, Forward
	Kye Kurkowski, Forward
	Trevor Menke, Guard
	Christopher Niemann, Center
	Brandon Ubel, Forward
2013	Kye Kurkowski, Forward
	Brandon Ubel, Forward
	Trevor Menke, Guard
2014	Kye Kurkowski, Forward
	Trevor Menke, Guard
	Shavon Shields, Forward
2015	Nick Fuller, Guard/Forward
	Kye Kurkowski, Forward
	Trevor Menke, Guard
	Shavon Shields, Forward
2016	Shavon Shields, Forward
2017	Tanner Borchardt, Forward
	Nick Fuller, Forward
	Michael Jacobson, Forward
2018	Tanner Borchardt, Forward
	Johnny Trueblood, Guard

NOTE: No team selected from 1967 to 1971.



Shavon Shields was a two-time CoSIDA Academic All-American and was Nebraska's Big Ten Medal of Honor winner in 2016.

1. DAVE HOPPEN - 2,167 POINTS

6-11, 235, C, 1983-86, Omaha, Neb. (Benson)

Three-time All-Big Eight center Dave Hoppen finished his career as Nebraska's all-time leading scorer with 2,167 points. Hoppen, whose four-year collegiate career was cut short by a knee injury in a game at Colorado, Feb. 1, 1986, broke or tied 19 Nebraska records and five Big Eight marks during his standout career. A native of Omaha, Neb., Hoppen was the first player in Husker basketball history to have his jersey number (42) retired. Originally drafted by the NBA's Atlanta Hawks in the third round of the 1986 draft, he played with both Charlotte and Philadelphia, and a stint in the CBA. Hoppen was inducted into the Nebraska Basketball Hall of Fame in 1996 and Nebraska Athletics Hall of Fame in 2017.



Season	G-GS	FG-FGA	Pct.	FT-FTA	Pct.	Reb.-Avg.	TP-Avg.
1982-83	32-32	163-311	.524	119-159	.784	161-5.0	445-13.9
1983-84	30-30	220-367	.599	158-208	.760	207-6.9	598-19.9
1984-85	30-30	270-418	.646	164-210	.781	258-8.6	704-23.5
1985-86	19-19	151-245	.616	118-147	.803	147-7.7	420-22.1
Totals	111-111	1,804-1,341	.600	559-724	.772	773-7.0	2,167-19.5

2. ERIC PIATKOWSKI - 1,934 POINTS

6-7, 215, F, 1991-94, Rapid City, S.D. (Stevens)

One of only two players in school history to play on four consecutive NCAA Tournament teams, Eric Piatkowski finished his career as the second-leading scorer in school history with 1,934 points. The Most Valuable Player in the 1994 Phillips 66 Big Eight Tournament, Piatkowski had a school and tournament-record 42-point outburst in Nebraska's first-round victory over Oklahoma. A two-time, first-team All-Big Eight pick, Piatkowski averaged 21.5 points in his final season as a Husker, and became the first player in school history to score 1,900 points (1,934), grab 600 rebounds (669) and dish out 300 assists (322). A first-round draft pick of the NBA's Indianapolis Pacers, Piatkowski's draft rights were then traded to the Los Angeles Clippers, who he played with for eight seasons. He also played with the Houston Rockets, Chicago Bulls and Phoenix Suns. Piatkowski's jersey No. 52 was retired by the Huskers in 2006, the same year he was inducted into the Nebraska Basketball Hall of Fame.




Season	G-GS	FG-FGA	Pct.	3Pt FG	Pct.	FT-FTA	Pct.	Reb.-Avg.	Pts.-Avg.
1990-91	34-1	128-275	.465	44-127	.346	72-86	.837	125-3.7	372-10.9
1991-92	29-28	144-338	.426	47-136	.346	79-109	.725	184-6.3	414-14.3
1992-93	30-30	178-367	.485	48-129	.372	98-129	.760	171-5.7	502-16.7
1993-94	30-30	226-456	.496	63-172	.366	131-165	.794	189-6.3	646-21.5
Totals	123-89	676-1,436	.471	202-564	.358	380-489	.777	669-5.4	1,934-15.7

3. JERRY FORT - 1,882 POINTS

6-3, 170, G, 1973-76, Chicago, Ill. (Franciscan)

The first Husker basketball player to earn All-Big Eight honors for three straight seasons, Jerry Fort finished his career with 1,882 points – a record that stood for nine seasons, until Dave Hoppen broke it on Dec. 15, 1985. Fort was a third-round draft pick of the Boston Celtics following his senior season. He scored a then-school-record 40 points against Missouri as a junior. Fort was inducted into the Nebraska Basketball Hall of Fame in 1991.



Season	G-GS	FG-FGA	Pct.	FT-FTA	Pct.	Reb.-Avg.	TP-Avg.
1972-73	26-18	151-349	.433	74-104	.712	106-4.0	376-14.5
1973-74	26-26	207-484	.428	54-88	.614	110-4.2	468-18.0
1974-75	26-26	218-508	.429	89-138	.645	91-3.5	525-20.2
1975-76	27-27	201-452	.445	111-156	.712	87-3.2	513-19.0
Totals	105-97	777-1,793	.433	328-486	.675	394-3.8	1,882-17.9

4. ANDRE SMITH - 1,717 POINTS

6-7, 215, C/F, 1978-81, Chicago, Ill. (Kennedy)

Andre Smith closed his brilliant four-year career in 1980-81 when he led the Big Eight Conference in scoring with a 19.5 average in league-only games. Smith was named the conference's player of the year for his efforts – the only Husker to earn that honor in the Big Eight era. Smith was also a two-time all-conference selection. He scored 1,717 points and grabbed 753 rebounds during his Husker career and was chosen in the seventh round of the 1981 NBA Draft by the Cleveland Cavaliers. He was inducted into the Nebraska Basketball Hall of Fame in 1994.



Season	G-GS	FG-FGA	Pct.	FT-FTA	Pct.	Reb.-Avg.	TP-Avg.
1977-78	30-2	105-190	.533	68-111	.613	144-4.8	278-9.3
1978-79	27-27	146-256	.570	72-110	.655	186-6.9	364-13.5
1979-80	31-31	237-388	.610	126-189	.670	251-8.1	600-19.4
1980-81	26-26	185-314	.589	105-152	.691	172-6.6	475-18.3
Totals	114-86	673-1,148	.586	371-562	.660	753-6.6	1,717-15.1

5. ALEKS MARIC - 1,630 POINTS

6-11, 275, C, 2005-08, Sydney, Australia (Life Center (N.J.)/Australian Institute for Sport)

Aleks Maric was one of the most dominant big men in the first 12 years of the Big 12 era. The Aussie was a first-team All-Big 12 selection by the Associated Press as a senior and a two-time second-team pick by the coaches. During his senior year, he became only the third player in league history to record at least 1,500 points and 1,000 rebounds in a career. Maric tied the school single-season record with 335 boards as a senior in 2007-08. Maric led NU and ranked in the top seven in the league in scoring, rebounding, field-goal percentage and blocked shots as a senior. He finished his career tying or breaking 19 Nebraska and Big 12 Conference records. After declaring for the NBA Draft following his sophomore season, Maric withdrew and returned to Nebraska where he became just the ninth player in program history to reach 1,000 points before the start of his senior campaign. He has played overseas following his career and was an All-Euroleague first-team selection in 2010. In 2011, he helped Panathinaikos win a Euroleague title and represented Australia in the 2012 Olympics. Maric played in the Bahraini Premier League in 2017-18.



Season	G-GS	FG-FGA	Pct.	3Pt FG	Pct.	FT-FTA	Pct.	Reb.-Avg.	Pts.-Avg.
2004-05	27-10	79-165	.479	0-2	.000	58-81	.716	169-6.3	216-8.0
2005-06	31-26	116-246	.472	0-0	.000	107-175	.611	251-8.1	339-10.9
2006-07	30-30	203-359	.565	3-10	.300	147-216	.681	260-8.7	556-18.5
2007-08	33-33	191-332	.575	1-6	.167	136-207	.657	335-10.2	519-15.7
Totals	121-99	589-1,102	.534	4-18	.222	448-679	.660	1,015-8.4	1,630-13.5

7. SHAVON SHIELDS - 1,630 POINTS

6-7, 225, G/F, 2013-2016, Olathe, Kan. (Northwest)

One of the most accomplished student-athletes in program history, Shavon Shields left his mark in the Husker program. One of five players in school history with 1,500 points and 600 rebounds, Shields finished his career in the top 10 in six categories, including points, field goals and free throws made. As a senior, he earned second-team All-Big Ten honors, averaging 16.8 points, 5.1 rebounds and 2.7 assists per game. A two-time All-Big Ten performer, Shields finished second in school history with 112 starts. In the classroom, Shields was a two-time first-team Academic All-American (2015-16) and was chosen as Nebraska's Male Student-Athlete of the Year in 2016. He signed with Baskonia in Spain for the 2018-19 season after playing in Germany and Italy.



Season	G-GS	FG-FGA	Pct.	3FG-Att.	Pct.	FT-FTA	Pct.	Reb.-Avg.	Pts.-Avg.
2012-13	28-19	89-189	.471	14-39	.359	48-71	.676	144-5.1	240-8.6
2013-14	32-32	131-296	.443	18-57	.316	129-179	.721	184-5.8	409-12.8
2014-15	31-31	161-366	.440	17-87	.195	139-168	.827	186-6.0	478-15.4
2015-16	30-30	181-385	.470	28-77	.364	113-147	.769	153-5.5	503-16.8
TOTAL	121-112	562-1,236	.455	77-260	.296	429-565	.759	667-5.5	1,630-13.5

7. JARON BOONE - 1,609 POINTS

6-6, 195, G, 1993-96, Salt Lake City, Utah (Skyline)

Jaron Boone played in 127 games and started 102 to rank third and fourth, respectively, in school history. Boone became the 17th player in school history to reach 1,000 points, but just the fifth to do so before completing his junior season. Boone earned second-team All-Big Eight honors as a junior and helped Nebraska to the NIT championship his senior year. Boone's 559 points in his junior season is the seventh-highest single-season output in school history. Boone scored at least 20 points 18 times in his career and ranks among the school leaders in 3-point shots made (fourth, 181) and attempted (fifth, 501), assists (third, 446) and minutes (fourth, 3,624).




Season	G-GS	FG-FGA	Pct.	3Pt FG	Pct.	FT-FTA	Pct.	Reb.-Avg.	Pts.-Avg.
1992-93	31-8	76-185	.411	17-57	.298	46-56	.821	72-2.3	215-6.9
1993-94	30-28	138-290	.476	35-95	.368	55-78	.705	78-2.6	366-12.2
1994-95	32-32	199-455	.437	70-182	.385	91-134	.679	106-3.3	559-17.5
1995-96	34-34	162-397	.408	59-167	.353	86-123	.699	92-2.7	469-13.8
Totals	127-102	575-1,327	.433	184-501	.367	274-387	.708	348-2.7	1,609-12.7

N 2018-19 NEBRASKA BASKETBALL HUSKER 1,000-POINT SCORERS

8. ERICK STRICKLAND - 1,586 POINTS

6-3, 210, G, 1993-96, Bellevue, Neb. (West)

One of three 1,000-point scorers on the 1995-96 team, Erick Strickland finished his career with 1,586 points. Strickland was a second-team all-conference selection as a senior when he led the team in scoring (14.7) and was named the MVP of the NIT. Strickland played in 127 career games, tied for fourth in school history, and started 84. A three-time member of the Big Eight All-Defensive Team, he is second in steals at NU with 257. Strickland ranks fifth in 3-point field goals made (179), fourth in 3-point field goal attempts (512) and fifth in assists (414). He spent nine years in the NBA, including four with the Dallas Mavericks and two with the Milwaukee Bucks. He was inducted into the Nebraska Basketball Hall of Fame in 2009.



Season	G-GS	FG-FGA	Pct.	3FG-Att.	Pct.	FT-FTA	Pct.	Reb.-Avg.	Pts.-Avg.
1992-93	31-6	84-185	.454	32-88	.364	43-59	.729	63-2.0	243-7.8
1993-94	30-13	102-241	.423	41-117	.350	77-95	.811	103-3.4	322-10.7
1994-95	31-31	175-394	.444	54-160	.338	101-139	.727	167-5.4	505-16.3
1995-96	35-34	174-399	.436	52-148	.351	116-141	.823	170-4.9	516-14.7
Totals	127-84	535-1,219	.439	179-512	.350	337-434	.776	503-4.0	1,586-12.5

9. TYRONN LUE - 1,577 POINTS

6-0, 175, G, 1996-98, Mexico, Mo. (Raytown)

Tyronn Lue became one of the few Huskers to eclipse the 1,000-point mark by early in his junior season. He finished his career with 1,577 points before turning pro a year early. Lue was a first-round NBA draft pick of the Denver Nuggets before being traded on draft night to the Los Angeles Lakers where he won a pair of NBA titles. He also played for the Washington Wizards, Orlando Magic, Houston Rockets, Atlanta Hawks, Dallas Mavericks and Milwaukee Bucks. Lue ranks in the top 10 in 13 Husker career categories, including assists (fourth, 432), 3-pointers (ninth, 145) and steals (seventh, 154). Lue started 96 of 99 games in his Husker career and led NU to three straight postseason appearances, including an NCAA berth in 1998. A 2013 inductee into the Nebraska Basketball Hall of Fame, Lue was named head coach of the Cleveland Cavaliers on Jan. 22, 2016. In his first season, he guided the Cavs to the first NBA title in franchise history, as Cleveland overcame a 3-1 deficit against Golden State in the NBA Finals. Lue is one of only 14 individuals in NBA history to win a title as both a player and head coach. He became the fourth Husker to have his jersey retired when he was honored on Feb. 2, 2017.




Season	G-GS	FG-FGA	Pct.	3FG-Att.	Pct.	FT-FTA	Pct.	Reb.-Avg.	Pts.-Avg.
1995-96	35-34	105-232	.453	20-61	.328	66-96	.688	106-3.0	296-8.5
1996-97	32-30	215-476	.452	47-137	.343	126-155	.813	93-2.9	603-18.8
1997-98	32-32	240-547	.439	78-209	.373	120-145	.828	137-4.3	678-21.2
Totals	99-96	560-1,255	.446	145-407	.356	312-396	.788	336-3.4	1,577-15.9

10. COOKIE BELCHER - 1,552 POINTS

6-4, 205, G, 1997-2001, Mexico, Mo. (Mexico)

During the 1999 season, Cookie Belcher became the 21st player in school history to join the Huskers' 1,000-point club. With another stellar campaign in 2001, he moved into the Huskers' all-time top 10, finishing his career with 1,552 points. He was just the eighth player in NU history to reach 1,000 points before the start of his senior season. Belcher made a strong mark on the Husker record books in other areas. He owns the Nebraska game, season and career records for steals and is fifth in NCAA history with 353 steals. He also ranks in the top 10 on NU's career 3-point (eighth, 146) and assist lists (second, 477) and owns the school records for most career starts (129) and games played (131). He enjoyed a successful professional career in Italy, Israel and Greece for a decade before going into coaching at the IMG Academy.




Season	G-GS	FG-FGA	Pct.	3FG-Att.	Pct.	FT-FTA	Pct.	Reb.-Avg.	Pts.-Avg.
1996-97	33-33	117-256	.457	30-76	.395	41-83	.494	126-3.8	305-9.2
1997-98	32-32	135-305	.443	29-102	.284	55-87	.632	126-3.9	354-11.1
1998-99	32-32	137-320	.428	39-128	.305	64-102	.627	107-3.3	377-11.8
1999-00	4-2	10-16	.625	0-1	.000	4-7	.571	15-3.8	24-6.0
2000-01	30-30	177-394	.449	48-143	.336	90-121	.744	152-5.1	492-16.4
Totals	131-129	576-1,291	.446	146-450	.324	255-400	.638	526-4.0	1,552-11.9

11. RICH KING - 1,475 POINTS

7-2, 260, C, 1988-91, Omaha, Neb. (Burke)

The tallest player in Nebraska history at 7-2, Rich King finished his career with 1,475 points and then-school records for blocked shots (183) and games played (124). King had a big hand in the Huskers' record-breaking 26-8 campaign in 1990-91, as he led the team in scoring (15.5 ppg) and rebounding (8.1 rpg) en route to honorable-mention All-America honors from both AP and UPI. A first-round draft pick of the Seattle SuperSonics in the 1991 NBA Draft, King tied Jerry Fort's then-school single-game scoring record with a 40-point outburst against Northern Illinois, Feb. 18, 1991. He was inducted into the Nebraska Basketball Hall of Fame in 2001.



Season	G-GS	FG-FGA	Pct.	3FG-Att.	Pct.	FT-FTA	Pct.	Reb.-Avg.	Pts.-Avg.
1987-88	29-5	56-108	.519	0-0	---	24-34	.706	84-2.9	136-4.7
1988-89	33-22	136-235	.579	0-0	---	91-139	.655	195-5.9	363-11.0
1989-90	28-21	170-305	.557	0-0	---	110-158	.696	208-7.4	450-16.1
1990-91	34-27	202-352	.574	2-5	.400	120-179	.670	274-8.1	526-15.5
Totals	124-75	564-1,000	.564	2-5	.400	345-510	.676	761-6.1	1,475-11.9

12. VENSON HAMILTON - 1,416 POINTS

6-10, 240, C, 1996-99, Forest City, N.C. (Oak Hill Academy)

One of two Huskers to reach the 1,000-point plateau in 1998-99, Venson Hamilton was a four-year standout for Coach Danny Nee. Hamilton finished his career with 1,416 points and ranks 12th on NU's all-time scoring list. His senior season was one of the finest campaigns in school history. For his efforts, Hamilton earned Big 12 Player-of-the-Year honors, the first Husker since 1981 to capture the league honor. Hamilton still owns NU records for rebounds (1,080) and blocked shots (241) and is third in games played (129). Hamilton was just the fourth player all-time among Big 12 schools to score 1,000 points, grab 1,000 rebounds and block 200 shots in his collegiate career. He was a second-round draft pick of the Houston Rockets in 1999, and enjoyed a successful professional career in Europe and Morocco.



Season	G-GS	FG-FGA	Pct.	3FG-Att.	Pct.	FT-FTA	Pct.	Reb.-Avg.	Pts.-Avg.
1995-96	32-1	71-130	.546	0-1	.000	54-100	.540	161-5.0	196-6.1
1996-97	32-25	124-215	.577	0-0	---	96-148	.649	269-8.4	344-10.8
1997-98	32-30	139-269	.517	0-0	---	80-144	.556	315-9.8	358-11.2
1998-99	33-32	194-388	.500	0-1	.000	130-198	.657	335-10.2	518-15.7
Totals	129-88	528-1,002	.527	0-2	.000	360-590	.610	1,080-8.4	1,416-11.0

13. CARL MCPPIPE - 1,300 POINTS

6-8, 225, C, 1976-79, Hammond, Ind. (Technical)

One-half of the "Hammond Hustlers" (Brian Banks was the other), 'Pipe' and 'BB' provided Nebraska with a great four-year, one-two punch. McPipe, a three-year starter, finished his career with 1,300 points. As a junior, McPipe earned USBWA District V honors and was one of 12 starters designated as an All-American by the Citizens Savings Athletic Foundation. In his final year in a Husker uniform, McPipe was a repeat pick on the USBWA team and a fifth-round draft selection of the Philadelphia 76ers.




Season	G-GS	FG-FGA	Pct.	FT-FTA	Pct.	Reb.-Avg.	TP-Avg.
1975-76	20-1	25-67	.373	16-22	.727	58-2.9	66-3.3
1976-77	29-29	183-376	.487	74-108	.685	241-8.3	440-15.2
1977-78	29-29	190-357	.532	65-97	.670	228-7.9	445-15.3
1978-79	26-26	148-326	.454	53-90	.589	196-7.5	349-13.4
Totals	104-85	546-1,126	.485	208-317	.656	723-7.0	1,300-12.5

14. TOM BAACK - 1,299 POINTS

6-5, 192, F, 1966-68, Fort Wayne, Ind. (Concordia)


Tom Baack, a 1995 Nebraska Hall of Fame inductee, finished his career with 1,299 points, a figure that stood as the school record until guard Jerry Fort came along 10 years later. Baack played on three straight winning NU teams from 1965 through 1968, and helped the Huskers to a NIT appearance in 1966-67—NU's first-ever bid to the nation's oldest postseason tournament. Known for his satin-smooth jump shot, Baack had a 17.3 points-per-game average for his career, which still ranks fourth in school history. Baack served as an assistant at Nebraska for eight seasons after his playing days. He was selected in the 10th round of the 1968 NBA Draft by the Detroit Pistons.



Season	G-GS	FG-FGA	Pct.	FT-FTA	.Pct	Reb.-Avg.	TP-Avg.
1965-66	25	147-325	.542	92-108	.852	106-4.2	386-15.4
1966-67	25	188-401	.469	73-90	.811	152-6.1	449-18.0
1967-68	25	191-412	.466	82-99	.828	134-5.4	464-18.6
Totals	75	526-1,138	.462	247-297	.832	392-5.2	1,299-17.3

15. STUART LANTZ - 1,269 POINTS
6-3, 175, G, 1966-68, Uniontown, Pa.

Stuart Lantz teamed with Tom Baack to give Nebraska a potent one-two offensive punch. Lantz finished his career with 1,269 points and 571 rebounds. A two-time All-Big Eight pick, Lantz went on to play eight years in the NBA with four teams (San Diego/Houston Rockets, Detroit Pistons, New Orleans Jazz, Los Angeles Lakers). A charter member of the Nebraska Basketball Hall of Fame, Lantz had his jersey (No. 22) retired on Oct. 17, 1989. He has been the Lakers' television color commentator since 1987.



Season	G-GS	FG-FGA	Pct.	FT-FTA	.Pct	Reb.-Avg.	TP-Avg.
1965-66	25	125-290	.431	56-85	.659	199-8.0	306-12.2
1966-67	25	190-368	.516	101-129	.783	193-7.7	481-19.2
1967-68	25	173-349	.495	136-181	.757	179-7.2	482-19.2
Totals	75	488-1,007	.485	293-395	.742	571-7.6	1,269-16.9

16. CHUCK JURA - 1,255 POINTS
6-10, 220, C, 1970-72, Schuyler, Neb.

One of the top all-around centers in Nebraska history, Chuck Jura's 1,255 points rank 16th on the school's all-time list. Jura earned All-Big Eight honors as a senior and was an academic All-Big Eight choice. One of only six players in NU history to average more than 20 points in a season (21.2), Jura ranks seventh on the rebounding chart (740) and his 11.7 rebounds per game (305 total) in his final season are still an NU single-season record. Like Lantz, Jura was a charter member of the Nebraska Basketball Hall of Fame. A third-round NBA draft pick by the Chicago Bulls, Jura played professional basketball in Europe for several seasons.



Season	G-GS	FG-FGA	Pct.	FT-FTA	.Pct	Reb.-Avg.	TP-Avg.
1969-70	25	99-205	.483	51-86	.593	192-7.7	249-9.9
1970-71	26	181-306	.592	93-160	.594	243-9.3	455-17.5
1971-72	26	220-399	.551	111-181	.613	305-11.7	551-21.2
Totals	77	500-910	.549	255-427	.597	740-9.6	1,255-16.3

17. LARRY FLORENCE - 1,223 POINTS
6-5, 220, F, 1997-2000, Phenix City, Ala.

Forward Larry Florence surpassed the 1,000-point milestone midway through the 1999-2000 season. Florence ranks fourth at Nebraska in career starts (105) and is tied for 12th in games played (123). A four-year starter, Florence was Nebraska's captain as a senior and led the Huskers in scoring at 13.0 points per game. In his senior season, Florence earned honorable-mention All-Big 12 honors from the league's coaches. Florence also earned the reputation as a strong defender and a hard worker in the weight room. He was named the Husker Power Male Athlete of the Year for all sports in 1999 and was a three-time men's basketball lifter of the year.



Season	G-GS	FG-FGA	Pct.	3FG-Att.	Pct.	FT-FTA	.Pct.	Reb.-Avg.	Pts.-Avg
1996-97	30-29	92-240	.383	1-7	.143	41-58	.707	113-3.8	226-7.5
1997-98	30-19	115-259	.444	1-5	.200	37-63	.587	110-3.7	268-8.9
1998-99	33-27	133-262	.508	1-4	.250	73-99	.737	135-4.1	340-10.3
1999-00	30-30	156-389	.401	8-32	.250	69-105	.657	161-5.4	389-13.0
Totals	123-105	496-1,150	.431	11-48	.229	220-325	.677	519-4.2	1,223-9.9

18. JACK MOORE - 1,204 POINTS
5-9, 165, G, 1979-82, Muncie, Ind. (Central)

Jack Moore will long be remembered by Husker faithful for his gutsy play on the basketball court. He was honored with the 1982 Francis Pomeroy-Naismith Award, which is presented annually to the nation's top player under 6-feet tall. During his four-year career, Moore scored 1,204 points, and shot .901 from the free-throw line – among the all-time best career marks in NCAA Division I history. Moore's .901 free-throw percentage broke the Big Eight record for career marksmanship, which had been held by his coach, Moe




lba. A consensus All-Big Eight selection as a senior, Moore was the first Husker cager to earn first-team academic All-Big Eight honors for three straight seasons, and his 382 career assists stand seventh on NU's all-time chart. Nebraska's MVP Award is named in honor of Moore, who was killed in a March 1984 plane crash. Moore was inducted into the Nebraska Basketball Hall of Fame in 1993.

Season	G-GS	FG-FGA	Pct.	FT-FTA	.Pct	Reb.-Avg.	TP-Avg.
1978-79	20-0	21-61	.344	21-25	.840	19-1.0	63-3.2
1979-80	31-30	137-291	.471	184-211	.872	53-1.7	458-14.8
1980-81	27-27	111-221	.502	118-128	.922	54-2.0	340-12.6
1981-82	27-27	110-257	.428	123-131	.939	58-2.1	343-12.7
Totals	105-84	379-830	.457	446-495	.901	184-1.8	1,204-11.5

19. BRIAN CARR - 1,182 POINTS
6-0, 165, G, 1984-87, Muncie, Ind. (Burriss)

Brian Carr is the only player in Nebraska history to score 1,000 points and collect more than 600 assists in a career. Carr, who finished his four-year career with 14 Nebraska school records, scored 1,182 points and collected 682 assists. The 682 assists ranked as the third-best total in Big Eight history, behind only former Kansas stars Cedric Hunter and Jacque Vaughn. Carr also ranks second in career minutes played at NU. A second-team All-Big Eight selection as a senior (UPI), Carr was a two-time, first-team academic All-Big Eight performer. Carr was inducted into the Nebraska Basketball Hall of Fame in 2001.



Season	G-GS	FG-FGA	Pct.	3FG-Att.	Pct.	FT-FTA	.Pct.	Reb.-Avg.	Pts.-Avg
1983-84	30-0	59-114	.518	---	.000	19-32	.594	22-0.7	137-4.6
1984-85	30-30	118-210	.562	---	.000	48-58	.828	58-1.9	284-9.5
1985-86	30-30	139-293	.464	---	.000	79-93	.849	51-1.7	357-11.9
1986-87	33-33	131-325	.403	58-157	.369	84-104	.808	47-1.4	404-12.2
Totals	123-93	447-942	.475	58-157	.369	230-287	.801	178-1.4	1,182-9.6



Larry Florence was a four-year starter who helped Nebraska to three postseason appearances during his Husker career. Florence's 105 starts at Nebraska ranks fourth in school history.

N 2018-19 NEBRASKA BASKETBALL

HUSKER 1,000-POINT SCORERS

20. BRIAN BANKS - 1,150 POINTS

6-0, 160, G, 1976-79, Hammond, Ind.

The other half of the "Hammond Hustlers," along with Carl McPipe, Brian Banks was a three-year starter at guard for the Huskers from 1976-77 through 1978-79. His best season was as a junior in 1977-78, when he averaged 14 points and helped NU to a 22-8 record and an NIT bid. For his efforts, Banks earned first-team All-Big Eight honors. He was inducted into the Nebraska Basketball Hall of Fame in 1999.



Season	G-GS	FG-FGA	Pct.	FT-FTA	.Pct	Reb.-Avg.	TP-Avg.
1975-76	27-1	42-93	.452	38-49	.776	33-1.2	122-4.5
1976-77	29-29	160-330	.485	66-100	.660	73-2.5	386-13.3
1977-78	30-30	173-351	.493	73-103	.709	84-2.8	419-14.0
1978-79	24-23	96-212	.453	31-46	.674	66-2.8	223-9.3
Totals	110-83	471-986	.478	208-298	.698	256-2.3	1,150-10.5

21. TERRAN PETTEWAY - 1,143 POINTS

6-6, 215, G, 2014-15, Galveston, Texas (Ball/Texas Tech)

Terran PetteWAY finished his two-year career as one of the most prolific scorers in school history. PetteWAY's career scoring average of 18.1 points per game ranked second in school history, while he was one of only two Huskers to reach the 1,000-point plateau in his first two seasons at Nebraska. As a sophomore, PetteWAY led the Big Ten in scoring at 18.1 points per game to earn first-team All-Big Ten honors. In his final season, he averaged 18.2 points per game and was among the Big Ten leaders in scoring, assists, and 3-pointers per game. PetteWAY played in the NBA D-League in 2015-16 and has also played professionally in Italy and France.



Season	G-GS	FG-FGA	Pct.	3FG-Att.	Pct.	FT-FTA	.Pct.	Reb.-Avg.	Pts.-Avg.
2013-14	32-32	182-427	.426	48-147	.327	167-204	.819	155-4.8	579-18.1
2014-15	31-31	184-465	.396	68-217	.313	128-180	.711	153-4.9	564-18.2
TOTAL	63-63	366-892	.410	116-364	.319	295-384	.768	308-4.9	1143-18.1

22. MARVIN STEWART - 1,138 POINTS

6-3, 180, G, 1969-71, Chicago, Ill. (Dunbar)

Marvin Stewart finished his three-year career with 1,138 points, and is remembered by Husker fans as one of the finest fast-breaking guards in NU history. In his senior season, Stewart averaged 21.4 points, the fourth-best season average in school history, and earned first-team All-Big Eight honors. Stewart owns the distinction of being one of only two members of NU's 1,000-point club member to top the mark in fewer than 70 games, as he appeared in just 66 contests. Stewart was a second-round draft selection of the NBA's Chicago Bulls in 1971. He was inducted into the Nebraska Basketball Hall of Fame in 1994.



Season	G-GS	FG-FGA	Pct.	FT-FTA	.Pct	Reb.-Avg.	TP-Avg.
1968-69	26	137-321	.426	107-150	.713	66-2.5	381-14.6
1969-70	14	83-174	.477	35-56	.625	28-2.0	201-14.4
1970-71	26	215-426	.505	126-153	.824	54-2.1	556-21.4
Totals	66	435-921	.472	268-359	.747	148-2.2	1,138-17.2

223. CLIFFORD SCALES - 1,136 POINTS

6-2, 170, G, 1988-91, Maywood, Ill. (Westchester St. Joseph)

A steady player throughout his four-year Nebraska career, Clifford Scales tallied 1,136 points from 1988 through 1991. An honorable-mention All-Big Eight pick as a senior and a member of UPI's All-Big Eight Defensive team, Scales' 177 career steals ranked as the most ever by a Cornhusker cager when he completed his career. One of five double-figure scorers on the 1990-91 Nebraska team at 10.2 points per game, Scales hit a then-school-record 45.6 percent from 3-point range as a senior. He co-captained the Huskers' record-setting 26-8 squad during the 1990-91 season. He was inducted into the Nebraska Basketball Hall of Fame in 2002.




Season	G-GS	FG-FGA	Pct.	3FG-Att.	Pct.	FT-FTA	.Pct.	Reb.-Avg.	Pts.-Avg.
1987-88	31-5	71-139	.511	3-10	.300	25-35	.714	41-1.3	170-5.5
1988-89	32-27	122-253	.482	6-19	.316	52-77	.675	91-2.8	302-9.4
1989-90	26-26	112-219	.511	10-24	.417	84-100	.840	93-3.6	318-12.2
1990-91	34-34	136-291	.467	26-57	.456	48-60	.800	110-3.2	346-10.2
Totals	123-96	441-901	.489	45-110	.409	209-272	.768	335-2.7	1,136-9.2

223. CARL HAYES - 1,136 POINTS

6-9, 200, F, 1990-92, Chicago, Ill. (Westchester St. Joseph)

An exciting player in the open court, Carl Hayes finished his three-year Nebraska career with 1,136 points, which is tied for 23rd on NU's all-time chart along with former high school and college teammate Clifford Scales. A two-time honorable-mention All-Big Eight performer, Hayes was a starter on NU teams that earned back-to-back NCAA Tournament bids, including the Husker squad that won a school-record 26 games in 1991.




Season	G-GS	FG-FGA	Pct.	3FG-Att.	Pct.	FT-FTA	.Pct.	Reb.-Avg.	Pts.-Avg.
1989-90	28-19	121-261	.464	5-16	.313	92-132	.697	138-4.9	339-12.1
1990-91	34-28	192-390	.492	1-12	.600	75-125	.600	179-5.3	460-13.5
1991-92	28-16	126-294	.429	31-84	.369	54-103	.524	155-5.5	337-12.0
Totals	90-63	439-945	.465	37-112	.330	221-360	.614	472-5.2	1,136-12.6


25. RYAN ANDERSON - 1,125 POINTS

6-4, 195, G, 2006-2010, Seattle, Wash. (Rainier Beach)

One of the most versatile players in Nebraska history, the 6-4 Anderson played out of position all four years, working in the '4' spot where he made a name for himself. Anderson created mismatches on the offensive end, where his ability from 3-point range was evident. He finished his career ranked third in 3-pointers at Nebraska with 185 and was in the top 10 in Nebraska history for 3-point percentage (.394), steals (166) and games started (101), while also ranking in the top 25 for points, rebounds, assists and games played. He was named to the Big 12 All-Defense Team as a junior and the All-Underrated team as a senior, when he became the first Husker in the Big 12 era to record 1,000 points, 500 rebounds and 150 3-pointers. Anderson has played in Europe, the NBA D-League and in Canada during his professional career.



Season	G-GS	FG-FGA	Pct.	3FG-Att.	Pct.	FT-FTA	.Pct.	Reb.-Avg.	Pts.-Avg.
2006-07	28-25	103-219	.470	48-111	.432	29-39	.744	129-4.6	283-10.1
2007-08	33-33	98-232	.422	59-136	.368	23-40	.800	176-5.3	278-8.4
2008-09	30-12	72-179	.402	33-97	.340	36-50	.720	115-3.8	213-7.1
2009-10	31-31	117-258	.453	54-126	.429	63-84	.750	164-5.3	351-11.3
Totals	122-101	390-888	.439	185-470	.394	160-213	.751	584-4.8	1,125-9.2



Carl Hayes is one of three Westchester St. Joseph graduates with 1,000 career points at Nebraska, joining Clifford Scales and Glynn Watson Jr.

26. TAI WEBSTER - 1,116 POINTS

6-4, 195, G, 2014-17, Auckland, New Zealand (Westlake Boys)

Tai Webster showed the power of persistence throughout his Husker career. A four-year letterwinner, the 6-foot-4 guard made dramatic strides during his career, becoming one of the Big Ten's best players as a senior. Webster started 30 games as a freshman, helping the Huskers to the 2014 NCAA Tournament. He averaged double figures and was one of the Big Ten's top sixth men in 2015-16 before taking over as a senior. Webster garnered second-team All-Big Ten honors from the coaches and third-team accolades from the media, averaging 17.0 points, 5.1 rebounds and 4.0 assists per game as a senior. He ranked in the top-10 of the Big Ten in scoring (third), assists (eighth) and steals (fifth) and reached double figures in 30 of 31 contests to capture first-team all-district honors by the USBWA. He will play in Turkey in 2018-19 after spending his rookie season in Germany.



Season	G-GS	FG-FGA	Pct.	3FG-Att.	Pct.	FT-FTA	.Pct.	Reb.-Avg.	Pts.-Avg.
2013-14	32-30	34-112	.304	6-35	.171	52-84	.619	66-2.1	126-3.9
2014-15	30-4	39-109	.358	12-52	.231	28-38	.737	57-1.9	118-3.9
2015-16	34-18	126-266	.474	21-60	.350	71-96	.740	140-4.1	344-10.1
2016-17	31-31	183-435	.421	40-136	.294	122-164	.744	158-5.1	528-17.0
TOTAL	127-83	382-922	.414	79-283	.279	273-382	.715	421-3.3	1,116-8.8

27. CARY COCHRAN - 1,082 POINTS

6-1, 190, G, 1999-2002, Minden, Iowa (Tri-Center)

One of the most dangerous long-distance threats in Nebraska and Big 12 history, Cary Cochran topped the 1,000-point mark during his senior campaign. Cochran set Nebraska records for career (268), single-season (89) and single-game (8) 3-pointers during his senior season. He led the team in scoring at 14.0 points per game as a senior, and led the conference and nation in free-throw percentage by hitting 92.2 percent at the charity stripe. For his career, Cochran was an 89.6 percent shooter from the foul line, and was second in Nebraska history by hitting 42.5 percent from behind the arc. Cochran was an honorable-mention All-Big 12 pick by the coaches as a senior, and earned academic all-district and all-conference honors.



Season	G-GS	FG-FGA	Pct.	3FG-Att.	Pct.	FT-FTA	.Pct.	Reb.-Avg.	Pts.-Avg.
1998-99	32-0	52-130	.400	39-98	.398	29-31	.935	45-1.4	173-5.4
1999-00	29-11	73-193	.378	62-160	.388	20-25	.800	73-2.5	228-7.9
2000-01	30-23	92-200	.460	78-165	.473	27-31	.871	71-2.4	289-9.6
2001-02	28-28	116-277	.419	89-207	.430	71-77	.922	93-3.3	392-14.0
Totals	119-62	333-800	.416	268-630	.425	147-164	.896	282-2.4	1,082-9.1

28. HERSCHELL TURNER - 1,056 POINTS

G, 1958-60, Indianapolis, Ind. (Shortbridge)

The first Husker cager to top the 1,000-point mark, Herschell Turner finished his career with 1,056 points. Turner teamed with Al Maxey to provide a strong offensive punch for Coach Jerry Bush's teams in the late 1950s. A first-team All-Big Eight selection as a senior, Turner earned All-America honors as a junior. Turner was a strong rebounder and held NU's single-season rebounding record (244) for 10 seasons, until Leroy Chalk grabbed 257 rebounds in 1969. Turner finished his career with 626 rebounds, which ranks 13th on NU's all-time chart. He was a sixth-round draft choice of the NBA's Syracuse Nationals in 1960. He was inducted into the Nebraska Basketball Hall of Fame in 1990.




Season	G-GS	FG-FGA	Pct.	FT-FTA	.Pct.	Reb.-Avg.	TP-Avg.
1957-58	23	82-211	.389	82-136	.603	189-8.2	246-10.7
1958-59	25	146-361	.404	136-183	.743	244-9.8	428-17.1
1959-60	24	143-326	.439	96-155	.619	193-8.0	382-15.9
Totals	72	371-898	.413	314-474	.662	626-8.7	1,056-14.7

29. GLYNN WATSON JR. - 1,041 POINTS

G, 2016-Present, Bellwood, Ill. (Westchester St. Joseph)

Nebraska's newest member of the 1,000-point club, Glynn Watson Jr. joined the list during the 2017-18 season, reaching the plateau with a pair of game-clinching free throws in a win over Maryland on Feb. 13, 2018. A three-year starter at point guard, Watson already is tied for 10th in school history with 137 steals and is on pace to finish his career on NU's career top-10 list in assists, 3-pointers and starts. During his sophomore campaign, Watson was NU's second-leading scorer at 13.0 points per game, including a career-high 34 point performance in a win over Iowa. As a junior, Watson helped Nebraska to a 22-11 record and a school-record 13 Big Ten wins, as the Huskers finished tied for fourth in the conference standings.



Season	G-GS	FG-FGA	Pct.	3FG-Att.	Pct.	FT-FTA	.Pct.	Reb.-Avg.	Pts.-Avg.
2015-16	34-16	115-296	.389	20-75	.267	42-53	.792	63-1.9	292-8.6
2016-17	31-29	144-345	.417	48-121	.397	68-84	.810	93-3.0	404-13.0
2017-18	33-32	120-346	.347	34-117	.291	71-91	.780	110-3.3	345-10.5
TOTAL	98-77	379-987	.384	102-313	.326	181-228	.794	266-2.7	1,041-10.6



Tai Webster earned All-Big Ten honors in 2016-17, as he ranked among the conference leaders in scoring, assists and steals.

A

Academic All-Conference– NU has had 71 academic all-league picks in program history, including 20 players since joining the Big Ten in 2011-12.

Academic All-Americans– The Huskers have produced seven of Nebraska's nation-leading 334 CoSIDA Academic All-Americans across all sports. Shavon Shields became the program's first player to garner first-team Academic All-America honors in 2015 and repeated the feat in 2016.

All-Americans– Nebraska has had eight.

Armory– Home of Husker basketball until the NU Coliseum opened its doors in the mid-1920s.

Attendance– Nebraska set its single-season attendance record in 2014-15, averaging 15,569 fans per game. The Huskers ranked 10th nationally in average attendance. The Huskers were 11th nationally in attendance in 2017-18 with an average of 15,492 fans per game, making the fifth straight year and the eighth time in program history that NU has ranked in the top-20 nationally in attendance.

B

Baack, Tom– Ranks 14th on Nebraska's all-time scoring list with 1,299 points and served as an assistant coach under Moe Iba.

Belcher, Cookie– Holds Nebraska single-game, season and career steals records, along with the Big 12 steals record at 353. He owns NU's career record for games played, games started and minutes played.

Big 12– Nebraska's conference from 1997 until 2011.

Big Eight– Nebraska's conference from 1960 until 1996.

Big Ten– Nebraska's current conference, as Nebraska became the 12th member on July 1, 2011. The Big Ten now consists of 14 members with the addition of Maryland and Rutgers on July 1, 2014.

Boone, Jaron– Husker swingman from 1993 to 1996 who ranks in the top five in nine career categories, including scoring (7th, 1,609) and assists (3rd, 446).

Branch, Nate– Former Husker who went on to fame with the Harlem Globetrotters.

Browne, William– Guided Huskers to 1937 Big Six title.

Bush, Jerry– Known as the "Big Bear of the Coliseum," this popular Husker coach guided NU from 1955 to 1963, and directed two of the greatest upsets ever – a 43-41 victory over top-ranked Kansas and Wilt Chamberlain, and a 55-48 victory over No. 4 Kansas State and Olympian Bob Boozer during the 1957-58 campaign.

C

Carr, Brian– Nebraska's all-time assist leader, with 682 from 1984 to 1987.

Carrier, Sam– First Husker cager to earn All-America honors (1913).

Chalk, Leroy– Third on Nebraska's all-time rebounding list with 782 boards.

Cipriano, Joe– Second-winningest coach in school history with an all-time mark of 253-197 from 1964 through 1980. He was a three-time conference coach of the year and guided the Huskers to three postseason appearances.

Coliseum– Home of Nebraska basketball from the 1926-27 season through the 1975-76 campaign.



Cookie Belcher set the Nebraska and Big 12 record for steals and ranks fifth in NCAA history with 353 during his Husker career.

D

Day, Bernard– Ranks as highest-scoring junior college transfer in school history with 802 points from 1985 to 1987.

Devaney, Bob– Longtime Nebraska football coach and athletic director who passed away in May of 1997. Nebraska's home court from 1976 until 2013, the Bob Devaney Sports Center, bears his name.

E

Ekwall, Rex– Standout for NU in mid-1950s whose 10.4 career rebound average still ranks as a school record.

ESPN– The national cable network that features a Big Ten game on its weekly "Super Tuesday" package and also features Big Ten games on Thursday and Saturday on its networks.

F

First-Round Draft Choices– Nebraska had three in the 1990s, Rich King (1991), Eric Piatkowski (1994) and Tyronn Lue (1998).

Fort, Jerry– First three-time first-team All-Big Eight selection in school history who finished his career with 1,882 points, which currently ranks third all-time at Nebraska.

Fox Sports– As part of the Big Ten's basketball TV package, games air on FOX Sports, FS1 and BTN.

G

Good, Harry– Served as NU head coach from 1947 through 1954 and guided the Huskers to shares of the 1949 and 1950 Big Seven titles. He was enshrined into the Citizens Savings College Basketball Hall of Fame in 1975.

H

Hamilton, Venson– The 1999 Big 12 Player of the Year and Nebraska's all-time leader in career rebounds and blocked shots.

Hammond Hustlers– Nickname given to Hammond, Ind., natives Brian Banks and Carl McPipe, who finished their careers with 1,150 and 1,300 points, respectively.

Hare, Fred– His follow-up basket at the buzzer with no time left gave Nebraska a 74-73 upset of No. 1 Michigan and Cazzie Russell in Lincoln during the 1964-65 season.

Hokuf, Steve– Standout all-around athlete who earned first-team all-conference honors in football, won the Big Six javelin title and earned All-America and all-conference honors in basketball.

Hoppen, Dave– NU's all-time leading scorer with 2,167 points who was the second three time first-team All-Big Eight pick in school history and the first player in school history to have his jersey number (42) retired.

I

Iba, Moe– The son of legendary coach Henry P. Iba, Moe posted 106 wins on the Husker bench from 1981 to 1986 and guided the school to its first "official" NCAA Tournament berth in 1986.

International– The NCAA allows schools to take a foreign trip once every four years, allowing the Huskers to visit Australia (1988, 2004), Europe (1992), the Bahamas (2010) and Spain (2015).

J

Johnson, Bill– Grabbed a school single-game record 26 rebounds against Iowa State in 1954. He was also the first Husker to play in the FIBA World Cup, helping the United States to a gold medal in 1954.

Jura, Chuck– Earned first-team All-Big Eight honors on the court and in the classroom as a senior in 1972. Averaged a school-record 11.7 rebounds per game in 1971-72.

K

King, Rich– Became the first first-round NBA draft pick in school history when the Seattle SuperSonics selected him with the 14th selection of the 1991 draft.

Kubacki, Jim– Hit the game-winning jumper to beat No. 1 Kansas and Wilt Chamberlain, 43-41, during the 1957-58 season.

L

Lantz, Stuart– Two-time first-team All-Big Eight pick (1967-68) who went on to an eight-year NBA career and had his Husker jersey number (22) retired in 1989. He has been a broadcaster with the Lakers for 30 seasons, spending the last 14 years as a broadcaster on the Los Angeles Lakers' television network as of 2017-18.

Lehmer, Frank– First basketball coach in school history (1897-99), he finished his career with a 7-3 record.

Lue, Tyronn– 1998 All-Big 12 pick who ranks ninth in career scoring at Nebraska and is tied for the school record with seven 30-point games. A first-round NBA draft pick in 1998, Lue won two NBA titles and played for seven teams during an 11-year NBA career and was inducted into the Nebraska Basketball Hall of Fame in 2013. He won an NBA title with the Cleveland Cavaliers in 2016, as Cleveland became the first team in NBA Finals history to overcome a 3-1 deficit. He had his jersey retired at Nebraska on Feb. 2, 2017.

M

Maclay, Don– Earned All-America honors in 1931.
Maric, Aleks– Australian big man finished his career fifth in scoring (1,630 points) and second in rebounding (1,080). He was only the third player in Big 12 history with more than 1,500 points and 1,000 rebounds. He represented Australia in the 2012 London Olympics.
Matzke, John and Stan– Stan lettered from 1952 through 1955, while his son, John, was a second-team academic All-America pick in 1984.
Moore, Jack– One of the most popular Cornhuskers ever, he earned the 1982 Francis-Pomeroy-Naismith Award as the nation's top player under six feet. Nebraska's most valuable player award is named in honor of Moore, who was killed in a 1984 plane crash.
Moore, Mikki– One of four Huskers to play in the NBA after signing as a free agent. Led the NBA in field-goal percentage in 2007, the first undrafted player in league history to accomplish the feat. He played for nine teams during his 13-year NBA career.

N

National Basketball Association– Twenty-six Huskers have been drafted by NBA teams over the years.
National Invitation Tournament– NU has made 17 appearances in the nation's oldest postseason tournament with its most recent berth coming in 2011. NU captured the 1996 tournament title, defeating St. Joseph's in Madison Square Garden.
NCAA Tournament– The Huskers have earned seven bids to the "Big Dance," including five bids in the 1990s. The Huskers made their most recent appearance in 2014.
Nee, Danny– Winningest coach in Nebraska history, who posted a 254-190 record in 14 seasons from 1986 to 2000 and led NU to 11 postseason appearances.

O

Overtime– The Huskers are 61-47 all-time in OT games. NU has played at least two overtimes games in three of the past four seasons.

P

Parsons, Robert– Two-time first-team All-Big Six performer who earned All-America honors in 1937.
Pinnacle Bank Arena– The home of Nebraska basketball that opened in August of 2013. The \$179 million facility seats 15,000 and is located in the Haymarket District of Lincoln.
Polish Rifle– Nickname of two-time All-Big Eight pick and 1994 Big Eight Tournament MVP Eric Piatkowski, Nebraska's second all-time leading scorer before spending 13 years in the NBA with four teams. He was inducted into the Nebraska Basketball Hall of Fame in 2006, the same year he had his jersey (No. 52) retired.
Postseason– Nebraska has made 25 all-time appearances, including an NIT appearance in 2018.

Q


Quadruple– Nebraska and UAB played four overtimes on Dec. 22, 1979, (NU won 92-84), in the school's longest game ever.

R

Rankings– Nebraska posted its highest year-end national rankings ever in 1990-91, finishing at No. 9 in UPI and No. 11 in AP.
Red Zone– The Nebraska student section at Pinnacle Bank Arena. The group has nearly 1,000 seats in the lower bowl of Pinnacle Bank Arena.
Retherford, Claude– Leading scorer on NU's 1949 Big Seven championship team and a two-time first-team all-conference selection.

S

Sadler, Doc– Husker head coach from 2006-07 until 2011-12. He finished fourth on Nebraska's win chart with 101 in six seasons and guided Nebraska to three postseason appearances in his tenure.
Sauer, George– The only Husker football All-American to earn a basketball letter, he was an All-America fullback in 1933 and lettered on the hardwood in 1932 and 1933.
Simmons, Grant– First-team All-Big Eight pick in 1966 and the school's first first-team academic All-Big Eight selection.



Andre Smith was the Big Eight Player of the Year in 1981, one of only two Huskers to earn the conference's top honor.

Smith, Andre– 1981 Big Eight Player of the Year, and NU's only conference player of the year until Venson Hamilton in 1999.
Stewart, Marvin– The first player in school history to reach the 1,000-point plateau in fewer than 70 career games, as he was joined by Terran Petteway in 2014-15.
Stiehm, E.O.– NU's first full-time basketball coach (1912-15) and the only man in conference history to win league titles in football (1912, 1913, 1914) and basketball (1912, 1913, 1914) in the same year.
Strickland, Erick– A three-year starter for Nebraska who is second on the Huskers' steals list and seventh in scoring. Strickland played in the NBA for nine seasons and was inducted into the Nebraska Basketball Hall of Fame in 2009.

T

Three-Pointers– Nebraska hit a school-record 267 3-pointers during the 2001-02 campaign. Brian Carr hit the first 3-pointer in school history in a game at Cal-Irvine during the 1986-87 season.
Titles– Nebraska won or shared seven league titles, all prior to 1951. NU also captured the 1994 Phillips 66 Big Eight Tournament title.
Turner, Herschell– All-American player who was the first Husker to score 1,000 career points. Later went on to fame with the Harlem Globetrotters.

U

Upset– NU has knocked off three No. 1 teams, handing Kansas a 43-41 loss in 1958, Michigan a 74-73 loss in 1964-65 and Missouri a 67-51 loss at Columbia during the 1981-82 campaign. Nebraska nearly added a top-ranked victim in 1996-97 when it took Kansas to overtime before losing 82-77, and another in 2001-02 when it fell to Kansas by just one point, 88-87, in Lincoln as NU hit a school-record 18 3-pointers.

V

van Poelgeest, Richard– Born in The Netherlands, van Poelgeest was a four-year letterwinner from 1987 through 1990.
Volz, "Mutt"– First-team All-Missouri Valley Conference guard in 1925.

W

Wahlquist, George– All-America guard on NU's 1936 Big Six championship team.
Walsh, W.W.– The first first-team all-conference performer in school history (1909).
Whitehead, Bus– Two-time first-team All-Big Seven pick and the catalyst of the Huskers' 1949 and 1950 league title teams. Named as the captain of NU's all-time basketball team and earned the first Distinguished Hall of Fame Alumni award in 2003. The practice court at the Hendricks Training Complex is named after Whitehead for his contributions to the Husker program after his death in 2010.

X

Xavier– Ended Nebraska's most successful basketball season ever by handing the No. 3-seed Huskers an 89-84 loss in the first round of the 1991 NCAA Tournament at Minneapolis, Minn. NU finished with a school-record 26 victories against just eight losses.

Y

YMCA– Nebraska's first basketball game was played against a team from the Lincoln YMCA, Feb. 1, 1897. NU won 11-8.

Z

Zero– Number of home losing seasons by Nebraska in Devaney Center history, as the Huskers went .500 or better in all 37 seasons in the building.

N 2018-19 NEBRASKA BASKETBALL

NEBRASKA COACHING LEDGER



Tim Miles
2012-present



Doc Sadler
2007-2012



Barry Collier
2001-2006



Danny Nee
1987-2000



Moe Iba
1981-86



Joe Cipriano
1964-80



Jerry Bush
1955-63



Harry Good
1947-54



L.F. Klein
1946



A.J. Lewandowski
1941-45



William Browne
1933-40



Charles T. Black
1927-32



Ernest Bearg
1926



W.E. Kline
1924-25




Owen A. Frank
1922-23



Paul Schlisser
1920-21



Dr. E.J. Stewart
1917-19



Sam Waugh
1916



E.O. Stiehm
1912-15



O.F. Field
1911



T.J. Hewiat
1910



R.G. Clapp
1904-09




Fred Morrell
1902



E. Berry
1901



T.P. Hewitt
1900



Frank Lehmer
1897-99

ALL-TIME ASSISTANT COACHES

Name	Years		
Amen, Paul	1940-41	Hunter, Kenya	2013-18
Anwar, David	2007-2010, 2011-12	Iba, Moe	1971-80
Armstrong, Charles	1938, 1942-40	Johnson, Ben	2012-13
Baack, Tom	1978-86	Johnson, Bill	1996-97
Bargen, Gary	1987-95	Lewandowski, A.J.	1938-40
Beckner, Phil	2015-2016	Lewis, Michael	2016-present
Benford, Tony	2006-2008	Mathews, Philip	2007-10
Broughton, Mike	2003	Mitchem, Lynn	1987-92
Campbell, Dave	2001-02	Molinari, Jim	2014-present
Carter, Tim	1984	Mouton, Kevin	2001
Cipriano, Randy	1982-86	Novsek, Doug	2003-06
Croft, Chris	2010-11	Porter, Lonnie	1973-77
Cox, Jeremy	2011-12	Rankin, Reggie	2001-03
Farley, Doug	1985-86	Reid, Arden	1987-89
Fisher, Morris	1935-37	Roose, Walter	2009-10
Flanigan, Wes	2010-12	Roth, Randy	1997-2000
Francis Jr., Jerome	2006	Sharpe, Tony	1947-63
Gates, Armon	2018-current	Smith, Craig	2012-2014
Gates, Bob	1964-66	Smith, Jeff	1990-95
Gay, Larry	2000	Spinelli, Scott	2004-06
Hammond, John	1981	Spoonhour, Charlie	1982-83
Harriman, Chris	2012-15	Stevens, Ed	1967
Harshman, Dave	1978	Stewart, Ron	1980
Harrell, Bill	1968-69	Webster, Tracy	2010-11
Hill, Cleo	1999-2000	Williams, Jimmy	1993-99
Howard, Scott	1996-98	Whitehead, Milton "Bus"	1955
Hughes, Rex	1970-72		

HEAD COACHING RECORDS (BY WINS)

Coach	Season(s)	Years	Games	Won	Lost	Pct.	Conf. Titles
Danny Nee	1987-2000	14	444	254	190	.572	0 (1 B8T)
Joe Cipriano	1964-80	17	450	253	197	.562	0 (1 B8HT)
Moe Iba	1981-86	6	177	106	71	.599	0
Doc Sadler	2007-12	6	190	101	89	.532	0
Tim Miles	2012-present	6	194	97	97	.500	0
Barry Collier	2001-06	6	180	89	91	.494	0
Harry C. Good	1947-54	8	185	86	99	.465	2
Jerry Bush	1955-63	9	213	81	132	.380	0
William Browne	1933-40	8	151	64	87	.424	1
R.G. Clapp	1904-09	6	102	59	43	.578	0
E.O. Stiehm	1912-15	4	70	56	14	.800	3
Charles T. Black	1927-32	6	108	51	57	.472	0
Paul Schlisser	1920-21	2	42	37	5	.881	0
Dr. E.J. Stewart	1917-19	3	52	29	23	.558	0
A.J. Lewandowski	1941-45	5	87	24	63	.276	0
W.E. Kline	1924-25	2	35	23	12	.657	0
Owen A. Frank	1922-23	2	35	14	21	.400	0
Sam Waugh	1916	1	14	13	1	.929	1
O.F. Field	1911	1	18	9	9	.500	0
Ernest Bearg	1926	1	18	8	10	.444	0
Frank Lehmer	1897-99	3	10	7	3	.700	0
Walter Hiltner	1903	1	12	7	5	.583	0
L.F. Klein	1946	1	20	7	13	.350	0
T.J. Hewiat	1910	1	16	6	10	.375	0
T.P. Hewitt	1900	1	5	5	0	1.000	0
Fred Morrell	1902	1	8	5	3	.625	0
E. Berry	1901	1	6	3	3	.500	0
Totals	1897-2018	122	2,844	1,494	1,348	.525	7 (1B8T)

2018-19 NEBRASKA BASKETBALL

122 YEARS OF NEBRASKA BASKETBALL



Year	All Games		Conference		Conference Finish	Highlights, Notes
	W	L	W	L		
1896-97	2	0	0	0	None both games seven-on-seven
1897-98	1	3	0	0	None all games against YMCA teams
1898-99	4	0	0	0	None Neb. Wesleyan first collegiate foe
1899-1900	5	0	0	0	None first meeting with Kansas
1900-01	3	3	0	0	None win streak reaches 13 games
1901-02	5	3	0	0	None
1902-03	7	5	0	0	None
1903-04	9	5	0	0	None Wisconsin is first Big Ten foe
1904-05	11	5	0	0	None
1905-06	12	2	0	0	None then-school record 12 wins
1906-07	10	6	0	0	None NU record 74-point win vs. Crete
1907-08	9	10	4	2	2nd, MVC first losing season in 10 years
1908-09	8	15	5	5	2nd, MVC W.W. Walsh, first-team MVC
1909-10	6	10	6	2	2nd, MVC E.O. Perry, first-team MVC
1910-11	9	9	6	6	2nd, MVC J.P. Gibson, A.O. Frank, All-MVC
1911-12	14	1	8	0	1st, MVC Won season's final nine games
1912-13	17	2	10	0	1st, MVC Sam Carrier, Ross Haskell, All-MVC; Carrier, All-American
1913-14	15	3	7	0	1st, MVC
1914-15	10	8	8	4	2nd, MVC first MVC loss in four years
1915-16	13	1	12	0	1st, MVC perfect 12-0 in Missouri Valley
1916-17	12	10	4	8	5th, MVC
1917-18	7	7	4	5	5th, MVC
1918-19	10	6	10	6	3rd, MVC Carl Johnson, All-MVC pick
1919-20	22	2	0	0	None then-NU record 22 wins stood for 71 seasons, no conference affiliation
1920-21	15	3	9	1	2nd, MVC
1921-22	8	9	8	8	tie 4th, MVC
1922-23	6	12	5	11	6th, MVC
1923-24	11	7	10	6	3rd, MVC
1924-25	12	5	11	5	2nd, MVC Orr Goodson, Mutt Volz, All-MVC
1925-26	8	10	7	7	5th, MVC first season in NU Coliseum
1926-27	12	6	7	5	4th, MVC Clark Smatha, All-MVC pick
1927-28	7	11	7	11	tie 7th, MVC all games vs. league foes
1928-29	11	5	5	5	3rd, Big Six first season of play in Big Six
1929-30	9	9	6	4	3rd, Big Six Don Maclay, first-team All-Big Six
1930-31	9	9	6	4	3rd, Big Six Don Maclay, All-American; Steve Hokuf, first-team All-Big Six
1931-32	3	17	2	8	6th, Big Six
1932-33	3	13	2	8	tie 5th, Big Six Hokuf, All-Big Six, All-American
1933-34	7	11	5	5	4th, Big Six
1934-35	6	12	3	7	5th, Big Six
1935-36	13	8	7	3	2nd, Big Six George Wahlquist, All-Big Six, All-American
1936-37	13	7	8	2	tie 1st, Big Six shared Big Six title, Robert Parsons, All-Big Six, All-American
1937-38	9	11	4	6	tie 3rd, Big Six Parsons, All-Big Six
1938-39	7	13	3	7	5th, Big Six
1939-40	6	12	2	8	tie 4th, Big Six
1940-41	8	10	6	4	3rd, Big Six Sid Held, Don Fritz, All-Big Six
1941-42	6	13	4	6	4th, Big Six
1942-43	6	10	5	5	tie 3rd, Big Six
1943-44	2	13	1	9	tie 5th, Big Six fewest wins in 46 seasons
1944-45	2	17	1	9	6th, Big Six
1945-46	7	13	3	7	tie 4th, Big Six
1946-47	10	14	3	7	tie 5th, Big Six league Holiday tourney begins
1947-48	11	13	5	7	5th, Big Seven first year of Big Seven
1948-49	16	10	9	3	tie 1st, Big Seven NU lost in NCAA District game, Claude Retherford, Big Seven MVP; Bus Whitehead, All-Big Seven
1949-50	16	7	8	4	tie 1st, Big Seven Bus Whitehead, All-Big Seven tied for second straight league title
1950-51	9	14	4	8	5th, Big Seven
1951-52	7	17	3	9	7th, Big Seven Jim Buchanan, All-American, All-Big Seven
1952-53	9	11	4	8	6th, Big Seven
1953-54	8	13	5	7	tie 4th, Big Seven
1954-55	9	12	6	6	tie 3rd, Big Seven
1955-56	7	16	3	9	6th, Big Seven defeated Wooden-coached UCLA
1956-57	11	12	5	7	tie 4th, Big Seven
1957-58	10	13	5	7	tie 4th, Big Seven defeated two No. 4 teams
1958-59	12	13	5	9	tie 5th, Big Eight first season of Big Eight
1959-60	7	17	4	10	tie 7th, Big Eight Herschell Turner, All-Big Eight, NU's first 1,000-point scorer
1960-61	10	14	4	10	6th, Big Eight
1961-62	9	16	5	9	tie 5th, Big Eight
1962-63	6	19	1	13	8th, Big Eight School-record 19 losses
1963-64	7	18	5	9	tie 6th, Big Eight Joe Cipriano's first season
1964-65	10	15	5	9	tie 6th, Big Eight beat No. 1 Michigan in Lincoln
1965-66	20	5	12	2	2nd, Big Eight first winning season in 15 years, school's second 20-win campaign, finished season ranked 11th (UPI) Grant Simmons, All-Big Eight
1966-67	16	9	10	4	tie 2nd, Big Eight first-ever NIT Tournament bid, Stuart Lantz, All-Big Eight

1967-68	15	10	8	6	tie 3rd, Big Eight Lantz, All-Big Eight pick; NU won Big Eight Holiday title
1968-69	12	14	5	9	tie 6th, Big Eight
1969-70	16	9	7	7	tie 3rd, Big Eight
1970-71	18	8	8	6	4th, Big Eight Marvin Stewart, All-Big Eight
1971-72	14	12	7	7	4th, Big Eight Chuck Jura, All-Big Eight
1972-73	9	17	4	10	tie 6th, Big Eight
1973-74	14	12	7	7	4th, Big Eight Jerry Fort, All-Big Eight
1974-75	14	12	7	7	4th, Big Eight Jerry Fort, All-Big Eight, then-school-record 40 points against Missouri
1975-76	19	8	10	4	3rd, Big Eight Jerry Fort, All-Big Eight, finished with then-school-record 1,882 points, last season in NU Coliseum
1976-77	15	14	7	7	5th, Big Eight first season in Devaney Center first NU-Creighton meeting in 45 years
1977-78	22	8	9	5	2nd, Big Eight NU makes 2nd NIT appearance Brian Banks, All-Big Eight
1978-79	14	13	7	7	5th, Big Eight
1979-80	18	13	8	6	tie 2nd, Big Eight Andre Smith, All-Big Eight Moe Iba, Big Eight Coach of the Year
1980-81	15	12	9	5	tie 2nd, Big Eight Smith, Big Eight POW Iba, Big Eight Coach of the Year
1981-82	16	12	7	7	tie 4th, Big Eight Jack Moore, All-Big Eight NU defeated No. 1 Missouri
1982-83	22	10	9	5	tie 3rd, Big Eight NU reached NIT semifinals
1983-84	18	12	7	7	3rd, Big Eight Second straight NIT bid, Dave Hoppen, All-Big Eight
1984-85	16	14	5	9	tie 5th, Big Eight Hoppen, All-Big Eight, set six school records
1985-86	19	11	8	6	3rd, Big Eight NU's first-ever NCAA berth, Hoppen, All-Big Eight, finished as NU's all-time leading scorer
1986-87	21	12	7	7	5th, Big Eight third place in NIT
1987-88	13	18	4	10	7th, Big Eight first losing season in 15 years
1988-89	17	16	4	10	7th, Big Eight second NIT bid in three years
1989-90	10	18	3	11	7th, Big Eight
1990-91	26	8	9	5	3rd, Big Eight School-record 26 wins, finished with highest-ever ranking at No. 9, NU-record tying 14 straight wins
1991-92	19	10	7	7	5th, Big Eight Second straight NCAA bid
1992-93	20	11	8	6	tie 2nd, Big Eight Third straight NCAA bid, Eric Piatkowski, All-Big Eight
1993-94	20	10	7	7	4th, Big Eight Fourth straight NCAA bid, second straight 20-win season, Big Eight Tournament champs Piatkowski, All-Big Eight
1994-95	18	14	4	10	7th, Big Eight NIT bid, fifth straight postseason
1995-96	21	14	4	10	7th, Big Eight NIT Champions
1996-97	18	15	7	9	7th, Big 12 School-record seventh straight postseason appearance (NIT) First NCAA berth in four years, Tyronn Lue, All-Big 12
1997-98	20	12	10	6	4th, Big 12
1998-99	20	13	10	6	tie 5th, Big 12 Tyronn Lue, All-Big 12 Ninth straight postseason (NIT) Venson Hamilton, Big 12 Player of Year
1999-2000	11	19	4	12	tie 8th, Big 12 Nee is NU's winningest coach
2000-01	14	16	7	9	7th, Big 12 Collier's first season with Huskers
2001-02	13	15	6	10	tie 7th, Big 12 Cochran career record 268 3-ptrs.
2002-03	11	19	3	13	12th, Big 12 tied school record for losses
2003-04	18	13	6	10	9th, Big 12 First postseason bid under Collier
2004-05	14	14	7	9	t8th, Big 12 McCray, Maric set NU frosh records
2005-06	19	14	7	9	6th, Big 12 Second postseason bid in three years
2006-07	17	14	6	10	t7th, Big 12 First season under Doc Sadler
2007-08	20	13	7	9	t7th, Big 12 12th 20-win season, postseason NIT Aleks Maric, All-Big 12
2008-09	18	13	8	8	8th, Big 12 First .500 record in Big 12 in decade Second straight postseason NIT
2009-10	15	18	2	14	12th, Big 12
2010-11	19	13	7	9	t7th, Big 12 Third postseason appearance in four years
2011-12	12	19	4	14	t11th, Big Ten First season in Big Ten Conference
2012-13	15	18	5	13	10th, Big Ten First season under Tim Miles
2013-14	19	13	11	7	4th, Big Ten First NCAA bid in 16 years Tim Miles Big Ten COY; Terran Petteway All-Big Ten
2014-15	13	18	5	13	12th, Big Ten Terran Petteway, All-Big Ten
2015-16	16	18	6	12	11th, Big Ten Shavon Shields Academic All-American, NABC Good Works Team and All-Big Ten
2016-17	12	19	6	12	t12th, Big Ten Webster, All-Big Ten
2017-18	22	11	13	5	t4th, Big Ten Palmer, All-Big Ten; School-record 13 conference wins 13th 20-win season; First NIT appearance since 2011
Totals	1,496	1,348	669	775	7 NCAA, 18 NIT appearances	



Nebraska's first basketball team posted a 2-0 record in 1896-97.

1896-97

Overall Record: 2-0
Home: 2-0 Away: 0-0
Coach: Frank Lehmer
H 2/2 Lincoln YMCA W 11 8
H 2/23 Lincoln YMCA W 23 14
Season Notes: Six years after Dr. James Naismith invented the game, NU fielded its first team...Coach Frank Lehmer guided first team...both games were played seven-on-seven.

1897-98

Overall Record: 1-3
Home: 0-3 Away: 1-0
Coach: Frank Lehmer
H 1/8 Lincoln YMCA L 9 15
H 1/15 Omaha YMCA L 12 16
H 2/1 Lincoln YMCA L 13 20
A 2/22 Omaha YMCA W 10 9
Season Note: After three straight losses to open season, Nebraska ended its second year of intercollegiate basketball with 10-9 win over Omaha YMCA in its first-ever road game.

1898-99

Overall Record: 4-0
Home: 3-0 Away: 1-0
Coach: Frank Lehmer
H 12/13 Nebraska Wesleyan W 37 5
H 1/17 Doane W 52 7
H 1/20 Omaha YMCA W 21 14
A 2/2 Nebraska Wesleyan W 57 3
Season Notes: Second undefeated season in school history...final season for NU's first coach, Frank Lehmer...after six games in first two seasons of intercollegiate basketball against Lincoln and Omaha YMCA teams, Huskers faced first collegiate opponent in Nebraska Wesleyan.

1899-1900

Overall Record: 5-0
Home: 5-0 Away: 0-0
Coach: T.P. Hewitt
H Nebraska Wesleyan W 42 9
H Lincoln YMCA W 39 7
H Doane W 57 3
H Omaha YMCA W 26 14
H 3/2 Kansas W 48 8
Season Notes: Third and final undefeated season in school history...Kansas game at Lincoln was first-ever between Big Eight Conference schools and ranks as worst loss ever for Jayhawks... W.E. Anderson had school's first 30-point game with 34 vs. KU...Coach T.P. Hewitt's only season.

1900-01

Overall Record: 3-3
Home: 2-1 Away: 1-2
Coach: E. Berry
A Omaha YMCA W 13 11
H Lincoln YMCA W 10 8
H Omaha YMCA W 20 12
H Omaha YMCA L 20 28
A Fond du Lac L 20 32
A Stevens Point A.C. L 13 38
Season Notes: NU opened season with three straight wins to run win streak to 13 straight, but then dropped final three games to finish .500...third consecutive .500 or better record...only season for Coach E. Berry.

1901-02

Overall Record: 5-3
Home: 3-0 Away: 2-3
Coach: Fred Morrell
H 1/18 Nebraska Wesleyan W 63 14
H 2/1 Lincoln YMCA W 32 30
A 2/15 Minnesota L 9 52
A 2/17 Sioux City YMCA W 42 24
A 2/28 Haskell L 29 79
A 3/1 Kansas W 35 29
A 3/3 Topeka YMCA L 36 52
H 3/22 Topeka YMCA W 27 13
Season Notes: First and only season for Coach Fred Morrell...fourth straight .500 or better season.

1902-03

Overall Record: 7-5
Home: 3-1 Away: 4-4
Coach: Walter Hiltner
H 12/18 Lincoln YMCA W 25 18
A 1/17 Haskell L 18 25
H 1/24 Lincoln YMCA L 24 35
H 1/31 Kansas W 23 18
A 2/3 Denver YMCA W 44 29
A 2/4 Colorado College W 39 11
A 2/5 Colorado W 28 12
A 2/6 Greeley High W 25 15
A 2/7 Cheyenne Business L 28 42
H 2/20 Lincoln YMCA W 33 20
A 3/6 Minnesota Ag. L 4 13
A 3/7 Minnesota L 14 41
Season Notes: In only season under Coach Walter Hiltner, Nebraska posted 7-5 record...fifth straight .500-plus campaign.

1903-04

Overall Record: 9-5
Coach: R.G. Clapp
(Sites and dates unavailable)
Nebraska Wesleyan W 47 10
Highland Park L N/A N/A
Lincoln High W 49 26
Nebraska Wesleyan L 31 32
Lincoln YMCA L N/A N/A
Lincoln YMCA W N/A N/A
Lincoln YMCA W 31 12
Nebraska Wesleyan W 25 9
Omaha Christian W 35 26
Sioux City YMCA L 14 49
Morningside W 57 27
Minnesota L 21 42
Minneapolis YMCA W 15 10
H Wisconsin W 25 22
Season Notes: In first season under Coach R.G. Clapp, Nebraska won school-record nine games...Wisconsin was first Big Ten school to play Huskers at Lincoln.

1904-05

Overall Record: 11-5
Coach: R.G. Clapp
(Sites and dates unavailable)
Nebraska Wesleyan W 32 31
Highland Park L 34 39
Nebraska Wesleyan W 57 23
Omaha YMCA W 24 21
Fort Dodge W 53 27
Shattuck W 44 22
Minnesota W 22 21
Minnesota W 28 25
Omaha YMCA L 29 30
Baker W 49 19
Port Washington W 47 36
Ripon L 28 32
Menasha W 37 19
Lawrence W 37 24
Lewis L 32 61
Chicago Central L 22 59
Season Note: Huskers won then-school-record 11 games.

1905-06

Overall Record: 12-2
Home: 4-1 Away: 8-1
Coach: R.G. Clapp
H 1/13 Kansas City A.C. W 33 22
H 1/29 Kansas City YMCA W 25 24
H 2/3 Baker W 34 23
H 2/12 Kansas L 17 37
A 2/19 Kansas State W 50 14
A 2/20 Fort Riley W 43 13
A 2/21 Baker W 33 27
A 2/22 Independence W 41 16
A 2/23 Kansas City A.C. L 21 49
A 2/25 Kansas City A.C. W 26 25
H 3/15 Brown "B" W 57 12
A 3/20 Bellevue W 39 27
A 3/21 Fort Dodge W 33 23
A 3/22 Shattuck W 59 23
Season Note: Nebraska won then-school-record 12 games with just two losses.

1906-07

Overall Record: 10-6
Home: 5-0 Away: 5-6
Coach: R.G. Clapp
A 1/4 Crete W 82 8
A 1/11 Nebraska Wesleyan W 38 26
H 1/26 Central City W 40 9
H 1/28 Iowa W 25 17
H 2/9 Kansas W 32 19
A 2/14 Fort Dodge W 34 22
A 2/15 Minnesota L 19 20
A 2/16 Minnesota L 18 20
A 2/18 Hudson W 26 25
A 2/19 Marshfield (Co. A) W 33 16
A 2/20 Portage (Co. F) L 23 27

A 2/21 Wisconsin L 31 35
A 2/22 Iowa L 29 32
A 2/23 Grinnell L 21 27
H 3/1 Denver W 40 13
H 3/25 Nebraska Wesleyan W 59 11

Season Notes: Nebraska posted ninth straight .500 or better record, third consecutive under Coach R.G. Clapp...74-point margin of victory over Crete (82-8) is largest in school history.

1907-08

Overall Record: 9-10
Conference: 4-2 in Missouri Valley (2nd)
Home: 3-3 (2-2) Away: 6-7 (2-0)
Coach: R.G. Clapp
A 12/18 Nebraska Wesleyan W 33 19
H 1/11 Muscatine L 21 39
A 1/15 Kansas State W 36 18
A 1/16 Washburn W 26 25
A 1/17 Kansas W 20 17
A 1/18 Kansas W 23 21
H 1/23 Highland Park W 51 23
H 1/31 Missouri W 41 30
H 2/1 Missouri W 43 31
H 2/21 Kansas L 26 28
H 2/22 Kansas L 25 28
A 2/28 Minnesota L 12 43
A 2/29 Minnesota L 10 32
A 3/2 Portage L 16 39
A 3/3 Wisconsin L 4 43
A 3/4 DePaul W 25 18
A 3/5 Morrison L 19 23
A 3/6 Iowa L 26 39
A 3/7 Grinnell L 14 37

Season Notes: First season as member of Missouri Valley Conference...Huskers won MVC North Division title with 4-2 record, but because of scheduling difficulties, did not play a game against a team in own division... Husker Wilbur Wood was nation's second black college basketball player at a predominately white institution... Jumbo Stiehm, who would later become NU's football and basketball coach, scored 24 points in Wisconsin's 43-4 victory at Madison...second sub-.500 record in school history.

1908-09

Overall Record: 8-15
Conference: 5-5 in Missouri Valley (2nd)
Home: 5-5 (4-0) Away: 3-10 (1-5)
Coach: R.G. Clapp
H 12/12 Cotner W 28 24
H 12/17 Lincoln YMCA L 16 34
A 1/7 Kansas State W 36 31
A 1/8 Kansas L 13 48
A 1/9 Kansas L 17 36
H 1/15 Iowa State W 42 20
H 1/16 Iowa State W 40 21
H 1/22 Drake W 39 30
H 1/23 Drake W 34 12
H 1/30 Kansas L 13 18
H 2/1 Missouri L 24 26
A 2/5 Minnesota L 17 24
A 2/6 Minnesota L 21 39
A 2/8 Iowa State L 16 22
A 2/9 Iowa State W 31 17
A 2/10 Drake L 12 34
A 2/11 Drake L 15 25
H 2/19 Minnesota L 26 28
H 2/20 Minnesota L 20 29
KC 3/4 Kansas L 22 28
KC 3/5 Kansas L 15 24
KC 3/6 Kansas W 32 29
A 3/8 Nebraska Wesleyan L 32 62

Season Notes: For second straight year, Nebraska captured MVC Northern Division title...Kansas took two of three games against Cornhuskers in playoff at Kansas City, Mo., and won conference title...W.W. Walsh earned first-team All-MVC honors, first NU player ever honored... Coach R.G. Clapp retired after six seasons.

1909-10

Overall Record: 6-10
Conference: 6-2 in Missouri Valley (2nd)
Home: 4-3 (4-0) Away: 2-7 (2-2)
Coach: T.J. Hewiat

A	1/6	Kansas State	L	16	27
A	1/7	Kansas	L	17	32
A	1/8	Kansas	L	16	40
H	1/21	Iowa State	W	24	21
H	1/22	Iowa State	W	29	26
H	1/28	Drake	W	40	14
H	1/29	Drake	W	27	6
A	2/8	Drake	W	20	16
A	2/10	Drake	W	22	13
A	2/11	Iowa State	L	23	34
A	2/12	Iowa State	L	17	18
H	2/14	Kansas State	L	17	28
A	2/18	Minnesota	L	14	33
A	2/19	Minnesota	L	9	27
H	2/26	Kansas	L	20	40
H	2/27	Kansas	L	13	40

Season Notes: In only season under Coach T.J. Hewiat, Nebraska finished 6-10...Huskers won MVC North Division title for third straight year, but Kansas had better division record than NU and was declared conference champion...E.O. Perry was first-team All-Missouri Valley Conference pick.

1910-11

Overall Record: 9-9
Conference: 6-6 in Missouri Valley (2nd)
Home: 6-3 (4-2) Away: 3-6 (2-4)
Coach: O.F. Field

H	1/7	Cotner	L	17	35
H	1/14	Nebraska Wesleyan	W	42	26
H	1/20	Iowa State	W	41	20
H	1/21	Iowa State	L	31	33
A	1/26	Morningside	W	23	19
A	1/27	Minnesota	L	10	25
A	1/28	Minnesota	L	15	40
H	2/4	South Dakota	W	30	25
A	2/6	Iowa State	L	27	31
A	2/7	Iowa State	W	22	19
A	2/8	Missouri	L	26	39
A	2/9	Missouri (OT)	L	36	37
A	2/10	Kansas	W	15	11
A	2/11	Kansas	L	12	37
H	2/24	Kansas	W	38	28
H	2/25	Kansas	W	34	24
H	2/26	Missouri	W	30	23
H	2/27	Missouri	L	20	23

Season Notes: NU finished second in Missouri Valley Conference, three games behind Kansas...J.P. Gibson and O.A. Frank earned first-team All-Missouri Valley Conference honors...NU's first-ever overtime game.

1911-12

Overall Record: 14-1
Conference: 8-0 in Missouri Valley (1st)
Home: 6-0 (4-0) Away: 8-1 (4-0)
Coach: E.O. "Jumbo" Stiehm

H	1/12	Drake	W	42	24
H	1/13	Drake	W	35	13
A	1/18	Kansas State	W	26	25
A	1/19	Kansas	W	30	27
A	1/20	Kansas	W	30	26
A	1/26	Minnesota	L	15	40
A	1/27	Morningside	W	62	10
H	2/2	Iowa State	W	33	12
H	2/3	Iowa State	W	40	14
A	2/21	Drake	W	33	15
A	2/22	Drake	W	46	14
A	2/23	Iowa State	W	31	21
A	2/24	Iowa State	W	31	12
H	3/1	Kansas	W	49	21
H	3/2	Kansas	W	29	28

Season Notes: Huskers claimed MVC North Division crown with 8-0 record...after 25-point loss at Minnesota in sixth game of season, Nebraska won final nine games...in first season as Husker mentor, Stiehm made history by becoming first coach in conference history to win football and basketball titles in the same academic year...he repeated the feat a year later.

1912-13

Overall Record: 17-2
Conference: 10-0 in Missouri Valley (1st)
Home: 10-0 (5-0) Away: 7-2 (5-0)
Coach: E.O. "Jumbo" Stiehm

H	1/11	Cotner	W	29	18
H	1/17	Omaha X.	W	46	13
H	1/18	Nebraska Wesleyan	W	39	26
A	1/23	St. Joseph's	W	25	11
A	1/24	Sacred Heart	W	31	9
A	1/25	Minnesota	L	11	20
H	1/31	Drake	W	32	7
H	2/1	Drake	W	24	15
A	2/7	Nebraska Wesleyan	W	27	20
H	2/15	Kansas State	W	27	16
A	2/19	Drake	W	21	4
A	2/20	Drake	W	25	11
A	2/21	Iowa State	W	29	12
A	2/22	Iowa State	W	16	10
H	2/28	Iowa State	W	28	8
H	3/1	Iowa State	W	24	12
H	3/10	Kansas	W	40	25
A	3/11	Kansas	W	18	16
N	3/12	Kansas*	L	24	30

*Manhattan, Kan.
Season Notes: Huskers won North Division title with 10-0 record, recognized as league champion...dressed playoff game to South Division champ Kansas, 30-24, at

Manhattan, Kan...Ross Haskell and Sam Carrier were first-team All-Missouri Valley Conference selections; Carrier also earned All-America honors.

1913-14

Overall Record: 15-3 Conference: 7-0 in Missouri Valley (1st)
Home: 7-2 (4-0) Away: 8-1 (3-0)
Coach: E.O. "Jumbo" Stiehm

H	1/10	Omaha X.	W	44	22
H	1/17	Cotner	W	56	11
H	1/23	Nebraska Wesleyan	W	29	20
H	1/24	Nebraska Wesleyan	L	18	24
A	2/5	St. Joseph's	W	48	11
A	2/6	Minnesota	W	21	16
A	2/7	Minnesota	W	14	9
A	2/9	Fort Dodge Co. G.	W	38	22
H	2/13	Drake	W	32	20
H	2/14	Drake	W	31	10
A	2/17	Omaha Alumni	W	40	19
A	2/18	Simpson	L	21	22
A	2/19	Drake	W	36	17
A	2/20	Iowa State	W	15	9
A	2/21	Iowa State	W	16	3
H	2/27	Iowa State	W	24	16
H	2/28	Iowa State	W	41	13
H	3/5	Wesleyan Auto	L	19	31

Season Notes: Nebraska captured Missouri Valley Conference North Division crown with 7-0 record...squad was known as "Point a Minute" team, because it was reported to be so fast it took a movie camera to catch it.

1914-15

Overall Record: 10-8
Conference: 8-4 in Missouri Valley (2nd)
Home: 3-2 (3-1) Away: 7-6 (5-3)
Coach: E.O. "Jumbo" Stiehm

A	1/6	Ft. Dodge (Co. G.)	L	18	23
A	1/7	Hamline	W	20	9
A	1/8	Minnesota	L	18	22
A	1/9	Minnesota	L	9	23
H	1/15	Iowa State	W	32	15
H	1/16	Iowa State	W	25	12
A	1/20	Kansas State	W	26	19
A	1/21	Kansas State	W	26	20
A	1/22	Kansas	L	18	43
A	1/23	Kansas	L	23	30
A	2/5	Nebraska Wesleyan	W	13	9
A	2/10	Drake	W	14	5
A	2/11	Drake	W	23	14
A	2/12	Iowa State	W	24	12
A	2/13	Iowa State	L	11	25
H	2/19	Drake	L	19	20
H	2/20	Drake	W	27	11
H	3/3	Nebraska Wesleyan	L	15	39

Season Notes: Huskers finished second in Missouri Valley Conference race, three games back of first-place Kansas...final season for Coach E.O. Stiehm.

1915-16

Overall Record: 13-1
Conference: 12-0 in Missouri Valley (1st)
Home: 8-0 (8-0) Away: 5-1 (4-0)
Coach: Sam Waugh

H	1/14	Kansas	W	34	33
H	1/15	Kansas	W	40	27
H	1/21	Drake	W	41	12
H	1/22	Drake	W	44	16
A	1/30	Burgess-Nash	W	24	20
H	2/4	Iowa State	W	35	21
H	2/5	Iowa State	W	31	14
H	2/11	Kansas State	W	21	20
H	2/12	Kansas State	W	26	25
A	2/18	Nebraska Wesleyan	L	19	23
A	2/23	Drake	W	34	24
A	2/24	Drake	W	40	15
A	2/25	Iowa State	W	23	14
A	2/26	Iowa State	W	29	17

Season Notes: Huskers won Missouri Valley Conference title with 12-0 record; finished 13-1 in only season under direction of Coach Sam Waugh...lone loss was 23-19 decision to cross-town rival Nebraska Wesleyan.

1916-17

Overall Record: 12-10
Conference: 4-8 in Missouri Valley (5th)
Coach: Dr. E.J. Stewart

(Some sites and dates unavailable)			
Simpson	W	20	13
Cotner	W	42	10
Grinnell	L	9	22
St. Joseph's	W	21	11
St. Thomas (Minn.)	W	23	8
Hamline	W	15	8
Brandeis (Omaha)	W	29	11
York College	W	23	14
Nebraska Wesleyan	W	27	14
H 2/9 Missouri	L	16	18
H 2/10 Missouri	L	7	18
A Kansas State	L	13	45
A Kansas State	L	10	34
A 2/16 Kansas	W	21	19
A 2/17 Kansas	L	10	30
A 2/22 Iowa State	L	7	19
A 2/23 Iowa State	L	17	24
Drake	W	23	13
Drake	W	26	18
Nebraska Wesleyan	L	15	18
H 3/9 Iowa State	L	22	24
H 3/10 Iowa State	W	24	21

Season Note: First season on sideline for Coach E.J. Stewart.

1917-18

Overall Record: 7-7
Conference: 4-5 in Missouri Valley (5th)
Home: 3-3 (1-1) Away: 4-4 (3-4)
Coach: Dr. E.J. Stewart

H	Camp Funston	L	14	43
H	Fort Dodge	W	19	16
H	Fort Dodge	L	14	21
A	Washington (Mo.)	L	17	44
A 2/8 Missouri	L	9	22	
A 2/9 Missouri	L	8	16	
H 2/15 Kansas	W	24	23	
H 2/16 Kansas	L	25	31	
A Nebraska Wesleyan	W	18	10	
H Nebraska Wesleyan	W	24	14	
A Drake	W	32	10	
A Drake	W	21	14	
A Kansas State	W	31	23	
A Kansas State	L	16	26	


Season Note: Eighth straight .500 or better record.

1918-19

Overall Record: 10-6
Conference: 10-6 in Missouri Valley (3rd)
Home: 6-3 (6-3) Away: 4-3 (4-3)
Coach: Dr. E.J. Stewart

A 1/22 Drake	W	34	13
A 1/23 Grinnell	W	24	14
A 1/24 Grinnell	L	15	16
A 1/25 Drake	W	24	14
H 1/30 Drake	L	15	22
H 2/1 Drake	W	19	9
H 2/7 Washington (Mo.)	W	35	25
H 2/8 Washington (Mo.)	W	28	13
H 2/14 Missouri	W	28	26
H 2/15 Missouri	W	21	14
A 3/5 Kansas	L	17	31
A 3/6 Kansas	W	29	24
H 3/8 Kansas State	L	32	34
A 3/9 Kansas State	L	21	30
H 3/12 Grinnell	W	27	15
H 3/13 Grinnell	L	21	22

Season Notes: NU finished third in Missouri Valley Conference race...Carl Jackson was first-team all-conference pick, first for Huskers in six seasons...final season for Coach E.J. Stewart.



The 1911-12 team captured the school's first Missouri Valley Conference title.

N 2018-19 NEBRASKA BASKETBALL

ALL-TIME RESULTS



1919-20

Overall Record: 22-2
Conference: No conference affiliation
Home: 11-1 Away: 11-1
Coach: Paul Schlisser

H 12/17	Morningside.....	W	37	14
H 12/18	Morningside.....	W	39	9
H 1/9	Omaha Athletic Club.....	W	51	10
H 1/10	Omaha Athletic Club.....	W	26	23
A 1/13	Hastings.....	W	47	9
A 1/14	Colorado College.....	W	32	19
A 1/15	Colorado College.....	L	23	25
A 1/16	Colorado.....	W	27	16
A 1/17	Colorado.....	W	24	17
H 1/23	South Dakota.....	W	41	12
H 1/24	South Dakota.....	W	33	12
H 2/5	Indiana.....	L	20	24
H 2/6	Indiana.....	W	38	18
H 2/13	Michigan State.....	W	43	26
H 2/14	Michigan State.....	W	39	20
A 2/20	Notre Dame.....	W	25	18
H 2/21	Notre Dame.....	W	31	15
A 2/24	Morningside.....	W	44	12
A 2/25	Morningside.....	W	50	13
A 2/26	Knox (OT).....	W	31	24
A 2/27	Valparaiso.....	W	30	17
A 2/28	Valparaiso.....	W	35	20
H 3/5	Colorado College.....	W	23	9
H 3/6	Colorado College.....	W	33	12

Season Notes: Playing without a conference affiliation for first time since 1906-07 season, Nebraska finished with first 20-win season ever (22 victories)...fewest losses for NU since 1915-16 season...22 wins would stand as school record until 1990-91 campaign...first season on Husker sideline for Coach Paul Schlisser.

1920-21

Overall Record: 15-3
Conference: 9-1 in Missouri Valley (2nd)
Home: 10-1 (6-0) Away: 5-2 (3-1)
Coach: Paul Schlisser

A 1/1	Illinois.....	W	30	25
A 1/3	Illinois.....	L	24	26
A 1/4	Illinois Wesleyan.....	W	32	1
H 1/14	Grinnell.....	W	31	10
H 1/15	Grinnell.....	W	28	15
H 1/21	South Dakota.....	W	39	13
H 1/31	Oklahoma.....	W	34	20
H 2/1	Oklahoma.....	W	28	15
A 2/9	Iowa State.....	L	30	38
A 2/10	Iowa State.....	W	32	23
A 2/11	Grinnell.....	W	31	16
A 2/12	Grinnell.....	W	29	22
H 2/18	Notre Dame.....	W	25	18
H 2/19	Notre Dame.....	W	39	21
H 2/25	Colgate.....	L	15	21
H 2/26	Colgate.....	W	24	15
H 3/4	Iowa State.....	W	33	16
H 3/5	Iowa State.....	W	37	11

Season Notes: Nebraska finished second in the conference race with 9-1 mark...final season for Coach Paul Schlisser.

1921-22

Overall Record: 8-9
Conference: 8-8 in Missouri Valley (t-4th)
Home: 4-4 (4-4) Away: 4-5 (4-4)
Coach: Owen A. Frank

A 1/4	Wisconsin.....	L	14	27
H 1/7	Washington (Mo.).....	W	31	23
A 1/9	Iowa State.....	W	21	14
H 1/13	Missouri.....	L	31	46
H 1/14	Grinnell.....	W	27	17
H 1/19	Kansas.....	L	15	25
A 1/27	Oklahoma.....	L	21	29
H 2/4	Iowa State.....	L	7	26
A 2/7	Grinnell.....	W	28	25
A 2/14	Kansas State.....	W	25	24
A 2/18	Drake.....	L	32	34
H 2/22	Oklahoma.....	W	39	34
A 2/24	Missouri.....	L	16	55
A 2/25	Washington (Mo.).....	W	33	32

H 2/28	Drake.....	L	15	29
H 3/3	Kansas State.....	W	21	13
A 3/6	Kansas.....	L	18	41

Season Note: In first season under Coach Owen A. Frank, Nebraska finished 8-9 overall, 8-8 in MVC.

1922-23

Overall Record: 6-12
Conference: 5-11 in Missouri Valley (6th)
Home: 2-7 (1-7) Away: 4-5 (4-4)
Coach: Owen A. Frank

A 1/5	Kansas.....	L	20	30
A 1/6	Kansas State.....	W	21	15
H	Drake.....	L	18	30
H	Oklahoma.....	W	25	19
H 1/22	Missouri.....	L	18	33
A 1/25	Drake.....	L	25	36
A 1/26	Iowa State.....	W	21	15
A 1/27	Grinnell.....	W	20	13
H	Grinnell.....	L	17	32
H 2/3	Iowa State.....	L	17	21
A	Oklahoma.....	L	25	31
H 2/12	Kansas.....	L	15	36
H	Kansas State.....	L	14	17
H	Washington (Mo.).....	L	32	34
A 2/24	Missouri.....	L	22	39
A	Washington (Mo.).....	W	24	22
H	Nebraska Wesleyan.....	W	24	22
A	Creighton.....	L	24	46

Season Note: Final season for Coach Owen A. Frank.

1923-24

Overall Record: 11-7
Conference: 10-6 in Missouri Valley (3rd)
Home: 8-2 (7-2) Away: 3-5 (3-4)
Coach: W.E. Kline

A	Kansas City A.C.....	L	18	27
H 1/5	Missouri.....	W	24	18
H	Oklahoma.....	W	35	21
H	Kansas State.....	W	27	14
A 1/17	Kansas State.....	L	23	26
A 1/18	Kansas.....	L	18	19
A	Oklahoma.....	L	20	32
H 1/26	Kansas.....	L	10	13
H	Creighton.....	W	25	21
A	Drake.....	L	15	19
A	Grinnell.....	W	32	19
A 2/8	Missouri.....	W	31	11
A 2/9	Washington (Mo.).....	W	32	18
H	Grinnell.....	W	32	18
H	Washington (Mo.).....	W	38	17
A 2/27	Iowa State.....	W	18	16
H 3/3	Iowa State.....	W	27	14
H	Drake.....	L	12	25

Season Note: Nebraska finished 11-7 in Coach W.E. Kline's rookie season.

1924-25

Overall Record: 12-5
Conference: 11-5 in Missouri Valley (2nd)
Home: 6-2 (6-2) Away: 6-3 (5-3)
Coach: W.E. Kline

A 1/9	Kansas State.....	W	23	11
A 1/10	Oklahoma.....	W	23	18
H 1/17	Drake.....	W	20	8
H 1/31	Kansas.....	L	20	25
H 2/7	Oklahoma.....	W	31	17
H 2/9	Grinnell.....	W	35	27
H 2/13	Kansas State.....	W	32	20
A 2/17	Kansas.....	L	20	28
A 2/20	Washington (Mo.).....	W	24	20
A 2/21	Missouri.....	W	25	20
H 2/24	Iowa State.....	W	37	17
H 2/27	Missouri.....	W	24	21
A 2/28	Creighton.....	W	15	11
A 3/2	Drake.....	L	10	18
A 3/3	Grinnell.....	L	21	36
A 3/4	Iowa State.....	W	28	13
H 3/5	Washington (Mo.).....	L	16	36

Season Notes: In second and final season under Coach W.E. Kline, Huskers finished second to Kansas in Missouri



Valley Conference race...Or Goodson and Mutt Volt were first-team all-conference picks, first time a Husker player had been so honored since 1918-19 season; first time two NU players landed spot on first unit since 1912-13.

1925-26

Overall Record: 8-10
 Conference: 7-7 in Missouri Valley (5th)
 Home: 4-5 (4-3) Away: 4-5 (3-4)
 Coach: Ernest Bearg

H	12/18	South Dakota.....	L	19	20
A	1/2	Kansas City A.C.....	L	20	36
A	1/9	Creighton.....	W	20	15
H	1/16	Grinnell.....	W	24	14
H	1/23	Iowa State.....	W	18	13
A	1/30	Grinnell.....	W	39	18
A	2/1	Iowa State.....	W	27	12
A	2/2	Drake.....	W	23	21
H	2/6	Kansas.....	L	14	25
A	2/9	Kansas State.....	L	26	41
H	2/15	Creighton.....	L	11	15
H	2/16	Kansas State.....	L	21	28
H	2/19	Missouri.....	L	24	26
H	2/20	Washington (Mo.).....	W	26	20
A	2/27	Kansas.....	L	17	30
H	3/1	Drake.....	W	22	21
A	3/5	Missouri.....	L	22	24
A	3/6	Washington (Mo.).....	L	14	22

Season Notes: In only season under Coach Ernest Bearg, Huskers finished 8-10...after playing in Grant Hall since 1897, NU dropped first-ever game in NU Coliseum to Kansas, 25-14.

1926-27

Overall Record: 12-6
 Conference: 7-5 in Missouri Valley (4th)
 Home: 7-2 (4-2) Away: 5-4 (3-3)
 Coach: Charles T. Black

A		Hillyard's.....	L	20	36
A		Kansas State.....	L	23	34
A		Washington (Mo.).....	W	37	20
A	1/15	Missouri.....	W	35	23
A	1/19	Kansas.....	W	27	24
H		Drake.....	L	34	35
H	1/29	Iowa State.....	W	35	19
A		Oklahoma.....	W	37	29
A		Oklahoma State.....	L	24	27
H		Grinnell.....	W	30	22
H		Kansas State.....	W	26	24
H	2/14	Missouri.....	W	27	22
H		Oklahoma.....	W	36	26
H		Washington (Mo.).....	W	41	24
H	2/26	Kansas.....	L	25	34
H		Oklahoma State.....	W	35	25
A	3/3	Iowa State.....	L	24	26
A	3/4	Drake.....	W	46	32

Season Notes: In first season under Coach Charles T. Black, a former Kansas All-American, Huskers finished 12-6 and 7-5 in Missouri Valley, good for fourth place... Clark Smatha earned first-team All-Missouri Valley Conference honors.

1927-28

Overall Record: 7-11
 Conference: 7-11 in Missouri Valley (t-7th)
 Home: 5-4 (5-4) Away: 2-7 (2-7)
 Coach: Charles T. Black

A	12/16	Washington (Mo.).....	L	27	28
A	12/17	Missouri.....	L	15	36
H	1/7	Missouri.....	W	36	26
H	1/9	Washington (Mo.).....	L	19	30
A	1/14	Drake.....	L	28	32
H	1/21	Kansas State.....	L	24	29
H	1/28	Iowa State.....	W	37	26
H	2/4	Oklahoma State.....	L	21	32
A	2/9	Iowa State.....	W	32	26
A	2/10	Grinnell.....	W	35	22
H	2/14	Drake.....	W	34	27
A	2/17	Kansas.....	L	27	33
A	2/18	Kansas State.....	L	22	28

H	2/24	Kansas.....	W	32	28
H	2/25	Oklahoma.....	L	36	38
H	2/28	Grinnell.....	W	35	16
A	3/3	Oklahoma.....	L	28	43
A	3/5	Oklahoma State.....	L	43	47

Season Notes: Entire schedule was played against conference opponents...NU was 7-9 with two games left, but lost bid for .500 with losses at Oklahoma and Oklahoma State to end season.

1928-29

Overall Record: 11-5
 Conference: 5-5 in Big Six (3rd)
 Home: 6-2 (3-2) Away: 5-3 (2-3)
 Coach: Charles T. Black

H	12/20	South Dakota.....	W	36	25
A	1/4	Colorado College.....	W	32	24
A	1/5	Colorado College.....	W	48	26
H	1/12	Missouri.....	L	25	30
H	1/15	South Dakota.....	W	46	28
H	1/19	Kansas.....	W	30	29
A	1/24	Kansas State.....	L	21	30
A	1/26	Oklahoma.....	L	20	29
H	2/2	Iowa State.....	W	45	39
A	2/7	Kansas.....	W	37	31
H	2/11	Oklahoma.....	L	34	39
H	2/16	Drake.....	W	37	24
A	2/22	Iowa State.....	L	33	37
A	2/23	Drake.....	W	33	26
A	2/25	Missouri.....	W	39	33
H	3/2	Kansas State.....	W	62	45

Season Notes: After being affiliated with the Missouri Valley Conference since 1907-08, Nebraska, Missouri, Kansas, Kansas State, Iowa State and Oklahoma formed the Big Six...second winning season in three years for Coach Charles T. Black.

1929-30

Overall Record: 9-9
 Conference: 6-4 in Big Six (3rd)
 Home: 6-3 (3-2) Away: 3-6 (3-2)
 Coach: Charles T. Black

A	12/28	Saint Louis.....	L	27	37
A	12/30	Butler.....	L	26	38
A	1/2	West Virginia.....	L	19	45
A	1/4	Pittsburgh.....	L	27	34
A	1/10	Kansas State.....	W	41	39
H	1/11	Montana State.....	L	30	61
H	1/14	South Dakota State.....	W	29	27
A	1/18	Missouri.....	L	21	27
A	1/20	Oklahoma.....	W	35	20
A	1/22	Iowa State.....	W	32	22
H	1/25	Iowa.....	W	41	26
H	2/1	Kansas State.....	L	42	46
A	2/8	Oklahoma.....	W	47	37
A	2/10	Kansas.....	L	20	27
H	2/12	Saint Louis.....	W	45	43
H	2/15	Missouri.....	W	34	31
H	2/22	Iowa State.....	W	52	50
H	3/1	Kansas.....	L	35	36

Season Notes: Nebraska led Big Six in scoring at 34.9 points per game...Don Maclay was first-team All-Big Six center...NU finished two games back of league champion Missouri.

1930-31

Overall Record: 9-9
 Conference: 6-4 in Big Six (2nd)
 Home: 5-4 (3-2) Away: 4-5 (3-2)
 Coach: Charles T. Black

A	12/13	South Dakota.....	W	18	17
H	12/19	Pittsburgh.....	L	22	23
A	12/27	Washington.....	L	38	41
A	12/29	Washington.....	L	24	27
A	12/30	Washington.....	L	32	38
H	1/5	Brigham Young.....	L	44	55
H	1/10	Missouri.....	W	42	32
A	1/17	Oklahoma.....	W	36	30
A	1/19	Kansas (OT).....	W	31	30
H	1/24	Drake.....	W	30	25
H	1/31	Iowa State.....	W	31	19

H	2/2	Butler.....	W	32	14
A	2/7	Missouri.....	L	20	33
A	2/9	Kansas State.....	W	37	31
H	2/14	Kansas.....	L	29	34
A	2/16	Iowa State.....	L	28	42
H	2/24	Kansas State.....	L	30	32
H	2/28	Oklahoma.....	W	41	30

Season Notes: Nebraska's second-place finish in Big Six race was its best since 1924-25 campaign...Huskers finished one game back of first-place Kansas...center Don Maclay earned All-America honors...Steve Hokuf earned first-team All-Big Six honors as a guard.

1931-32

Overall Record: 13-17
 Conference: 2-8 in Big Six (6th)
 Home: 1-9 (1-4) Away: 2-8 (1-4)
 Coach: Charles T. Black

H	12/12	South Dakota.....	L	36	41
H	12/17	Brigham Young.....	L	27	31
A	12/19	Iowa.....	L	29	34
A	12/28	Wisconsin-Superior.....	L	34	36
A	12/29	Minnesota.....	L	24	32
H	1/4	Carleton.....	L	30	40
A	1/8	Iowa State.....	W	28	24
A	1/9	Drake.....	W	33	19
H	1/12	Kansas.....	L	31	34
A	1/16	Missouri.....	L	18	30
A	1/18	Kansas State.....	L	20	32
H	1/23	Oklahoma.....	L	34	37
H	2/1	Iowa State.....	L	32	33
H	2/6	Kansas State.....	W	32	26
H	2/10	Saint Louis.....	L	28	31
A	2/13	Oklahoma.....	L	32	46
A	2/15	Kansas.....	L	19	51
H	2/26	Missouri.....	L	28	32
A	3/4	Creighton.....	L	18	47
H	3/7	Creighton.....	L	26	28

Season Notes: Three wins were fewest for Huskers since 1900-01 season...last year of NU-Creighton series until 1977-78 campaign...final season for Coach Charles T. Black.

1932-33

Overall Record: 3-13
 Conference: 2-8 in Big Six (t-5th)
 Home: 2-7 (1-4) Away: 1-6 (1-4)
 Coach: William H. Browne

H	12/16	Arkansas.....	L	24	41
A	12/22	Carleton.....	L	19	23
A	12/23	Minnesota.....	L	25	27
H	1/2	Minnesota.....	L	22	32
H	1/3	Stanford.....	L	17	21
A	1/6	Kansas.....	L	29	32
A	1/7	Missouri.....	L	33	37
H	1/14	Kansas State.....	W	31	25
H	1/30	Iowa State.....	L	25	30
H	2/4	Kansas.....	L	20	34
A	2/11	Oklahoma.....	L	35	39
A	2/13	Kansas State.....	L	30	36
H	2/18	South Dakota.....	W	34	25
H	2/25	Missouri.....	L	31	39
A	2/28	Iowa State.....	W	43	16
H	3/4	Oklahoma.....	L	27	38

Season Notes: Huskers finished with three wins for second consecutive season...debut for Coach William H. Browne...Steve Hokuf was first-team All-Big Six pick and earned All-America honors.

1933-34

Overall Record: 7-11
 Conference: 5-5 in Big Six (4th)
 Home: 5-2 (4-1) Away: 2-9 (1-4)
 Coach: William H. Browne

A	12/20	Marquette.....	L	22	25
A	12/21	Northwestern.....	L	22	35
A	12/22	DePaul.....	L	13	33
A	12/29	North Dakota.....	L	22	50
A	12/30	North Dakota State.....	W	32	29
A	1/1	Minnesota.....	L	16	32
A	1/5	Iowa State (OT).....	W	37	31

H	1/9	Kansas.....	W	24	21
A	1/13	Missouri.....	L	26	36
A	1/15	Kansas State.....	L	24	25
H	1/20	Wyoming.....	L	24	33
H	1/27	Oklahoma.....	L	36	44
H	2/3	Kansas State.....	W	38	31
H	2/9	Missouri.....	W	34	27
A	2/17	Oklahoma.....	L	23	53
A	2/19	Kansas.....	L	24	25
H	2/24	Iowa State.....	W	26	21
H	3/3	Saint Louis.....	W	29	25

Season Note: Nebraska lost four straight to open the season, then went 7-7 over last 14 games.

1934-35

Overall Record: 6-12
 Conference: 3-7 in Big Six (5th)
 Home: 6-4 (3-2) Away: 0-8 (0-5)
 Coach: William H. Browne

A	12/15	Wyoming.....	L	23	26
H	12/20	Iowa.....	L	24	31
H	12/22	North Dakota.....	W	34	21
H	12/29	Minnesota.....	W	26	24
H	1/2	Stanford.....	L	31	34
A	1/4	Millikin.....	L	35	36
A	1/5	Saint Louis.....	L	28	30
H	1/12	Iowa State.....	W	32	31
A	1/19	Missouri.....	L	31	32
A	1/21	Kansas State.....	L	41	47
H	1/26	Denver.....	W	34	22
H	2/4	Missouri.....	L	21	23
A	2/9	Oklahoma.....	L	32	38
A	2/11	Kansas.....	L	21	32
H	2/15	Kansas.....	L	24	32
H	2/18	Oklahoma.....	W	32	24
A	2/23	Iowa State.....	L	14	22
H	3/2	Kansas State.....	W	28	21

Season Note: NU won Big Six opener, then dropped six straight in conference play and finished with fourth consecutive losing record.


1935-36

Overall Record: 13-8
 Conference: 7-3 in Big Six (2nd)
 Home: 7-1 (4-1) Away: 6-7 (3-2)
 Coach: William H. Browne

H	12/17	Brigham Young.....	W	53	34
A	12/20	Minnesota.....	W	41	24
A	12/27	Wyoming.....	W	46	42
A	12/28	Brigham Young.....	L	39	46
A	12/30	Utah.....	W	48	47
A	1/3	Santa Clara.....	L	48	61
A	1/4	Stanford.....	L	39	42
A	1/7	Denver.....	L	35	45
H	1/10	Missouri.....	W	31	26
H	1/13	Wyoming.....	W	31	22
A	1/18	Oklahoma.....	W	40	33
A	1/20	Kansas.....	L	23	45
A	1/25	Iowa State (OT).....	L	40	41
H	2/1	Kansas State.....	W	43	30
H	2/3	South Dakota.....	W	48	27
A	2/8	Missouri.....	W	43	33
A	2/10	Kansas State.....	W	40	32
H	2/15	Iowa State.....	W	49	20
H	2/24	Oklahoma.....	W	55	28
H	2/29	Kansas.....	L	36	43

Olympic Playoff
 KC 3/12 Oklahoma State..... L 19 36
 Season Notes: George

N 2018-19 NEBRASKA BASKETBALL ALL-TIME RESULTS



Elmer Dohrmann is the all-time leading letterwinner at Nebraska, earning 11 letters, including three each in football, basketball and baseball and two in track. He played basketball at Nebraska from 1936 to 1938, helping the Huskers to a conference title in 1936-37.

1936-37

Overall Record: 13-7
Conference: 8-2 in Big Six (t-1st)
Home: 7-1 (4-1) Away: 6-6 (4-1)
Coach: William H. Browne

A	12/11	South Dakota	L	31	33
H	12/19	Montana	W	53	39
H	12/21	Minnesota	W	29	24
H	12/22	Ohio State	W	32	23
A	12/26	Loyola (Ill.)	L	35	53
A	12/28	Western Reserve	W	41	35
A	12/29	Canisius	L	34	39
A	12/30	St. Thomas (Pa.)	W	42	41
A	1/1	Temple	L	27	43
A	1/2	George Washington	L	22	41
A	1/9	Missouri	W	31	22
H	1/16	Iowa State	W	45	33
H	1/18	Oklahoma	L	31	34
A	1/30	Kansas State	W	41	38
A	2/2	Kansas	L	22	27
A	2/12	Oklahoma	W	33	29
H	2/15	Kansas State	W	40	37
H	2/19	Missouri	W	50	21
H	2/27	Kansas	W	37	32
A	3/3	Iowa State	W	48	31

Season Notes: Nebraska closed season with five straight wins to earn a share of Big Six title for first time since 1915-16...Robert Parsons was first-team All-Big Six pick and earned All-America honors...NU had consecutive double-digit win total for first time in more than a decade.

1937-38

Overall Record: 9-11
Conference: 4-6 in Big Six (t-3rd)
Home: 7-3 (3-2) Away: 2-8 (1-4)
Coach: William H. Browne

A	12/11	Ohio State	L	31	42
H	12/17	South Dakota	W	44	28
A	12/20	Minnesota	L	28	33
A	12/23	Indiana	L	42	43
A	12/28	Detroit	L	33	34
A	12/30	Bradley	L	30	50
A	1/1	Niagara	W	43	37
H	1/7	California	W	38	32
H	1/10	Colorado	W	29	18

H	1/14	Missouri	L	18	27
H	1/22	Kansas State	W	46	32
A	1/29	Iowa State	W	35	32
A	2/2	Kansas	L	33	48
A	2/5	Oklahoma	L	48	50
H	2/9	Oklahoma	W	52	42
A	2/12	Missouri	L	30	38
H	2/14	Iowa State	W	50	23
H	2/19	Loyola (Ill.)	W	39	38
A	2/21	Kansas State	L	29	41
H	2/26	Kansas	L	47	50

Season Note: Robert Parsons was first-team All-Big Six pick for second straight season.

1938-39

Overall Record: 7-13
Conference: 3-7 in Big Six (5th)
Home: 5-5 (3-2) Away: 2-8 (0-5)
Coach: William H. Browne

H	12/10	South Dakota	W	44	30
H	12/17	Bradley	L	24	39
H	12/21	Minnesota	L	37	66
H	12/23	Wyoming	W	38	30
A	12/26	California	W	46	43
A	12/27	California	L	30	58
A	12/29	UCLA	W	35	30
A	12/30	UCLA	L	40	42
A	1/3	Stanford	L	47	56
H	1/14	Kansas	W	48	37
A	1/17	Kansas State	L	38	43
A	1/21	Missouri	L	41	54
A	1/28	Oklahoma	L	39	56
H	1/30	Iowa State	W	51	44
H	2/8	Kansas State	W	42	34
A	2/14	Kansas	L	46	49
H	2/18	Missouri	L	36	46
H	2/24	DePaul	L	33	37
A	2/27	Iowa State	L	28	41
H	3/4	Oklahoma	L	45	53

Season Notes: NU ended season with five straight losses; recorded second consecutive losing season...Oklahoma, a team that swept the Huskers, represented the Big Six in first NCAA Tournament.

1939-40

Overall Record: 6-12
Conference: 2-8 in Big Six (t-4th)
Home: 5-6 (2-3) Away: 1-6 (0-5)
Coach: William H. Browne

H	12/9	South Dakota	W	39	15
H	12/15	Indiana	L	39	49
H	12/20	Stanford	W	48	47
A	12/23	Minnesota	L	37	61
H	12/27	Utah	L	40	63
A	12/30	Wisconsin	W	53	43
H	1/2	Detroit	L	46	47
H	1/6	California	W	46	32
H	1/8	Iowa State	W	44	28
A	1/13	Missouri	L	33	46
A	1/19	Kansas State	L	25	32
A	1/23	Kansas	L	24	40
H	1/27	Oklahoma	L	41	56
H	2/3	Missouri	L	40	41
A	2/9	Oklahoma	L	28	45
H	2/13	Kansas State	W	61	28
A	2/17	Iowa State	L	33	40
H	2/24	Kansas	L	41	48

Season Notes: Nebraska dropped eight of last nine games to spoil Coach W.H. Browne's final season...

Huskers dropped 10-point decision to eventual national champion Indiana at Lincoln in second game of season.

1940-41

Overall Record: 8-10
Conference: 6-4 in Big Six (3rd)
Home: 5-4 (3-2) Away: 3-6 (3-2)
Coach: A.J. Lewandowski

A	12/6	South Dakota	L	39	40
H	12/14	Marquette	W	35	20
H	12/18	Kentucky	W	40	39
H	12/21	Minnesota	L	36	43
A	12/26	California	L	24	30
A	12/27	Stanford	L	46	57
A	12/30	Oregon State	L	38	61
H	1/4	Wisconsin	L	31	46
H	1/7	Kansas State	W	33	23
H	1/10	Oklahoma	L	29	40
A	1/17	Kansas State	L	32	35
H	1/20	Missouri	W	40	29
A	1/25	Iowa State	L	38	35
H	2/1	Iowa State	W	41	36
A	2/10	Kansas	L	38	44
A	2/15	Missouri	L	38	36
A	2/22	Oklahoma	W	43	42
H	3/1	Kansas	L	53	55

Season Notes: Two-point loss to Kansas in season finale kept Nebraska from .500 record for first time since 1936-37 season...Sid Held and Don Fritz earned first-team All-Big Six honors...first season of five-year tenure for Coach A.J. Lewandowski...for second straight year, NU lost game to eventual national champion (Wisconsin) in non-league play.

1941-42

Overall Record: 6-13
Conference: 4-6 in Big Six (4th)
Home: 4-4 (3-2) Away: 2-9 (1-4)
Coach: A.J. Lewandowski

H	12/12	South Dakota	W	48	28
A	12/15	Indiana	L	29	56
A	12/16	Kentucky	L	27	42
H	12/20	UCLA	L	36	42
H	12/22	Oregon	L	42	49
A	12/27	Minnesota	L	32	56
A	12/29	Detroit	L	29	33
A	12/30	Iowa	W	41	34
H	1/6	Kansas State	W	44	38
H	1/12	Missouri	L	51	45
A	1/17	Kansas	L	32	51
H	1/24	Great Lakes	L	40	50
A	1/31	Iowa State	L	33	39
A	2/2	Kansas State	L	35	38
H	2/7	Iowa State	W	39	31
A	2/14	Kansas	L	30	58
A	2/16	Oklahoma	L	29	37
H	2/21	Oklahoma	L	41	46

A 2/28 Missouri..... W 41 40
Season Note: After 2-0 Big Six start, NU lost four straight and seven of last nine games to finish with sub-.500 record for fifth straight season.

1942-43

Overall Record: 6-10
Conference: 5-5 in Big Six (t-3rd)
Home: 4-4 (3-2) Away: 2-6 (2-3)
Coach: A.J. Lewandowski

A	12/7	South Dakota	L	30	40
A	12/12	Illinois	L	27	69
H	12/19	Iowa	W	52	43
H	12/30	Indiana	L	39	40
A	1/5	Kansas State	W	41	32
A	1/16	Missouri	W	39	36
A	1/18	Iowa State	L	38	50
H	1/21	Gardner Naval	L	37	52
H	1/30	Oklahoma	L	32	56
KC	2/6	Gardner Naval	L	37	43
H	2/13	Kansas	L	24	56
H	2/17	Kansas State (OT)	W	50	47
H	2/20	Missouri	W	56	50
A	2/23	Kansas	L	33	52
H	2/27	Iowa State	W	51	36
A	3/1	Oklahoma	L	48	65

Season Notes: Huskers swept Missouri third straight season...also swept Kansas State for first time in seven seasons.

1943-44

Overall Record: 2-13 Conference: 1-9 in Big Six (t-5th)
Home: 2-5 (1-4) Away: 0-8 (0-5)
Coach: A.J. Lewandowski

A	12/10	Iowa	L	33	50
A	12/11	DePaul	L	15	55
A	12/13	Minnesota	L	21	40
H	12/18	South Dakota	W	41	31
A	1/8	Iowa State	L	24	56
A	1/15	Kansas	L	27	51
A	1/17	Oklahoma	L	35	45
H	1/22	Minnesota	L	32	45
H	2/1	Kansas State	W	54	47
H	2/5	Missouri (OT)	L	32	36
A	2/12	Missouri	L	29	44
A	2/14	Iowa State	L	35	58
H	2/19	Kansas	L	47	56
H	2/26	Oklahoma	L	32	43
A	2/29	Kansas State	L	37	40

Season Notes: Fewest wins in season for Huskers since 1897-98 campaign...Nebraska failed to win road game for first time in eight years.

1944-45


Overall Record: 2-17 Conference: 1-9 in Big Six (6th)
Home: 2-7 (1-4) Away: 0-10 (0-5)
Coach: A.J. Lewandowski

H	12/16	Iowa	L	45	61
H	12/22	Minnesota	L	54	55
KC	12/23	Kansas State	L	46	49
H	12/27	Pentathlon	W	54	40
A	12/29	Illinois	L	39	71
A	12/30	Indiana	L	42	65
H	1/3	Oklahoma	L	37	44
A	1/8	Iowa State	L	38	50
A	1/12	Kansas	L	33	48
A	1/13	Oklahoma*	L	45	48
A	1/15	NATTC**	L	34	57
A	1/20	Kansas State	L	48	70
H	1/30	Navy Pre-Flight	L	42	62
H	2/3	Missouri	L	41	47
H	2/10	Kansas	W	59	45
A	2/17	Missouri (20T)	L	54	55
A	2/19	Iowa State	L	45	47
A	2/20	Navy Pre-Flight***	L	41	55
H	2/24	Kansas State	L	47	55

*at Oklahoma City, Okla.; **at Norman, Okla.;

***at Iowa City, Iowa

Season Notes: Final season for Coach A.J. Lewandowski...Huskers lost 10 straight from Dec. 27 through Feb. 3, ended streak with 14-point homecourt win over Kansas, then lost final four games of season.



Before starring with the New York Yankees, Bob Cerv lettered for the NU cagers from 1947 to 1950, one of seven athletes in NU history to earn eight or more monograms.

1945-46

Overall Record: 7-13
 Conference: 3-7 in Big Six (t-4th)
 Home: 5-4 (2-3) Away: 2-9 (1-4)
 Coach: L.F. Klein

A 12/8	Minnesota	L	30	55
H 12/11	South Dakota	W	52	29
KC 12/14	Missouri	L	54	63
KC 12/15	Kansas State	W	62	47
A 12/17	Iowa	L	35	61
H 12/20	Illinois	L	51	62
H 12/28	Oregon State	W	48	40
A 12/29	Bradley	L	33	53
A 12/31	Marquette	L	36	49
H 1/2	Kansas State	W	44	37
A 1/7	Oklahoma	L	48	70
H 1/11	Kansas	L	45	56
A 1/14	Iowa State	L	39	57
A 1/18	Missouri	W	44	42
H 2/1	South Dakota State	W	52	50
H 2/8	Iowa State	L	45	57
H 2/11	Oklahoma	L	44	51
A 2/15	Kansas	L	30	72
H 2/25	Missouri	W	42	39
A 2/28	Kansas State	L	49	54

Season Note: L.F. Klein replaced A.J. Lewandowski as NU head coach and guided Huskers to 7-13 record in only season on bench.

1946-47

Overall Record: 10-14
 Conference: 3-7 in Big Six (t-5th)
 Home: 7-4 (3-2) Away: 3-10 (0-5)
 Coach: Harry Good

H 12/4	South Dakota	W	68	37
H 12/7	Ottumwa Navy	W	65	45
H 12/9	Drake	W	48	44

Big Six Holiday Tournament

KC 12/12	Arkansas	L	46	57
KC 12/13	Iowa State	W	54	51
KC 12/14	Oklahoma	L	52	63
H 12/17	St. Mary's (Calif.)	L	54	58
H 12/23	Minnesota	L	58	66

A 12/28	Illinois	L	37	72
A 12/30	Louisville	L	53	68
A 12/31	Western Kentucky	L	56	74
A 1/4	Kansas State	L	54	63
H 1/6	Oklahoma	W	44	41
H 1/14	Kansas	W	48	46
A 1/18	Missouri	L	41	47
A 1/20	Iowa State	L	44	61
A 1/31	Drake	W	65	44
A 2/1	Ottumwa Navy	W	72	53
H 2/4	South Dakota State	W	53	34
H 2/10	Iowa State	L	54	56
A 2/15	Kansas	L	37	69
A 2/17	Oklahoma	L	49	63
H 2/22	Missouri	L	49	60
H 2/27	Kansas State	W	54	50

Season Notes: NU was 9-10 with five games to go, but lost four of last five games to end 10-14...Harry Good became the NU head coach after several seasons at the University of Indiana...first year of league-sponsored Holiday Tournament at Kansas City, Mo., an event that lasted through 1978-79.

1947-48

Overall Record: 11-13
 Conference: 5-7 in Big Seven (5th)
 Home: 6-4 (3-3) Away: 5-9 (2-4)
 Coach: Harry Good

H 12/8	Purdue	L	56	60
A 12/13	Minnesota	L	59	63
H 12/16	South Dakota	W	65	38

Big Seven Holiday Tournament

KC 12/18	Missouri	W	46	44
KC 12/19	Oklahoma State	L	46	47
KC 12/20	Kansas (OT)	L	60	64
H 12/23	Colorado State	W	67	47
A 12/27	Stanford*	W	51	47
A 12/29	San Jose State	L	38	39
A 12/30	Nevada-Reno	L	58	63
A 1/2	Northern Colorado	W	58	54
A 1/6	Iowa State	L	44	55
H 1/12	Missouri	L	54	66
A 1/17	Colorado	W	59	55

H 1/31	Kansas State	L	45	64
H 2/3	South Dakota State	W	66	56
A 2/7	Kansas	W	61	57
A 2/9	Oklahoma	L	57	79
A 2/14	Missouri	L	41	47
H 2/21	Iowa State	W	62	57
H 2/25	Colorado	W	58	53
A 2/27	Kansas State	L	49	56
H 3/1	Oklahoma	L	74	81
H 3/6	Kansas	W	70	64

*San Francisco, Calif.
 Season Notes: Claude Retherford led team in scoring, tallied school single-season record 244 points...Huskers were 10-11 going into final three games of season and had shot at first winning season since 1935-36, but dropped two of those games for 11th straight losing season...Colorado joined Big Six and the league changed its name to the Big Seven...NU led Big Seven in scoring at 55.9 points per game for all games.

1948-49

Overall Record: 16-10
 Conference: 9-3 in Big Seven (t-1st)
 Home: 9-2 (5-1) Away: 7-8 (4-2)
 Coach: Harry Good

H 12/1	NW Missouri State	W	59	39
H 12/6	Minnesota	L	52	61
H 12/11	Northern Iowa	W	63	52
A 12/17	Purdue	L	47	64
A 12/18	Cincinnati	L	46	64
A 12/20	Duquesne	L	49	55
A 12/21	Western Reserve	W	83	80

Big Seven Holiday Tournament

KC 12/28	Kansas State	L	34	48
KC 12/29	Missouri	L	50	52
KC 12/30	Harvard	W	56	54
H 1/8	Kansas	W	52	34
H 1/11	Washington (Mo.)	W	48	45
H 1/15	Iowa State	W	71	50
H 1/29	South Dakota	W	72	50
H 1/31	Kansas State	W	70	48
H 2/5	Colorado	W	45	43
A 2/12	Kansas	W	49	39
A 2/14	Oklahoma	L	45	47
A 2/19	Iowa State	W	44	41
H 2/21	Missouri	W	47	46
A 2/26	Colorado	W	56	45
A 3/1	Kansas State	L	28	53
H 3/5	Oklahoma	L	49	56
A 3/7	Missouri	W	52	48

Big Seven Playoff
 KC 3/14 Oklahoma W 57 56
 NCAA District Tournament
 KC 3/16 Oklahoma State (2) L 35 52
 Season Notes: Cornhuskers tied Oklahoma for first-place in league, beat Sooners in league playoff for spot in NCAA District Tournament...first NU title on hardwood since 1936-37 season...Claude Retherford led team in scoring for third straight year, finished with then-school single-season record 311 points...Retherford was first-team All-Big Seven pick, led conference in scoring for league games-only at 12.4 points per game and was conference MVP...Bus Whitehead also earned first-team all-conference honors...for second straight year, NU led league in scoring with 52.3 average.

1949-50

Overall Record: 16-7
 Conference: 8-4 in Big Seven (t-1st)
 Home: 12-1 (5-1) Away: 4-6 (3-3)
 Coach: Harry Good

H 12/3	South Dakota State	W	61	32
H 12/7	NW Missouri State	W	58	39
A 12/12	Bradley (1)	L	54	64
H 12/14	Northern Iowa	W	60	54
H 12/17	Baylor	W	69	55
H 12/19	Northern Colorado	W	63	43
H 12/23	Idaho	W	66	45

Big Seven Holiday Tournament

KC 12/28	Colorado	L	57	67
KC 12/29	Michigan	L	65	67
KC 12/30	Iowa State (OT)	W	85	67

H 1/2	South Dakota	W	47	40
H 1/10	Kansas	W	57	56
H 1/14	Iowa State	W	64	46
A 1/16	Colorado	L	59	72
H 1/30	Kansas State (OT, 12)	W	65	63
H 2/6	Missouri	W	50	41
A 2/11	Kansas	L	36	49
A 2/13	Oklahoma	W	57	55
H 2/18	Colorado	W	59	49
A 2/20	Missouri	W	55	48
A 2/25	Iowa State (OT)	W	56	54
H 3/4	16/Oklahoma	L	48	64
A 3/11	Kansas State (14)	L	60	63

Season Notes: Nebraska tied Kansas and Kansas State for Big Seven title; second straight year Huskers earned share of conference crown...NU went into final regular-season game with chance to win crown outright, but dropped three-point decision at Kansas State, forced to settle for tie with Jayhawks and Wildcats...Huskers finished seventh in Big Seven Holiday tournament, but opened league play 4-1, then after 13-point loss at Kansas, rebounded to win four straight before losing back-to-back games to end season...Bus Whitehead was first-team All-Big Seven performer, led Cornhuskers in scoring and tallied their single-season record 360 points...NU made first-ever appearance in AP poll at No. 16 the week of Feb. 28.

1950-51

Overall Record: 9-14 Conference: 4-8 in Big Seven (5th)
 Home: 7-2 (4-2) Away: 2-12 (0-6)
 Coach: Harry Good

A 12/2	Minnesota	L	41	55
H 12/4	NW Missouri State	W	61	39
A 12/8	Washington	L	49	54
A 12/9	Washington	L	53	71
A 12/11	California*	L	59	62
A 12/12	Santa Clara	W	53	38
H 12/19	Northern Iowa	W	63	55

Big Seven Holiday Tournament

KC 12/28	Missouri (9)	W	54	52
KC 12/29	Kansas State	L	53	72
KC 12/30	Kansas (10)	L	47	63
H 1/3	South Dakota	W	74	49
A 1/6	Kansas (20)	L	41	66
H 1/8	Iowa State	W	51	49
A 1/15	Colorado	L	45	51
A 2/2	Iowa State	L	51	67
H 2/5	Kansas State (4)	L	50	79
H 2/10	Kansas (20)	L	52	61
A 2/12	Oklahoma	L	49	72
H 2/19	Missouri	W	54	52
H 2/24	Colorado	W	58	45
A 2/26	Kansas State (5)	L	48	74
H 3/3	Oklahoma	W	46	44
A 3/7	Missouri	L	57	68

*San Francisco, Calif.
 Season Notes: After a 1-1 start in league play, NU lost five straight, before winning three of last five league games...Bob Pierce averaged team-high 16.7 points, broke NU single-season scoring mark with 384 points...Jim Buchanan was only other player in double digits.

1951-52

Overall Record: 7-17
 Conference: 3-9 in Big Seven (7th)
 Home: 7-4 (3-3) Away: 0-13 (0-6)
 Coach: Harry Good

H 12/1	Northern Iowa	W	60	44
H 12/8	Minnesota	L	55	63
H 12/11	NW Missouri State	W	59	43
H 12/15	Fresno State	W	72	48
A 12/19	Southern Methodist	L	55	61
A 12/20	Texas Christian (OT)	L	57	58
A 12/21	Tampa	L	76	81
A 12/22	Miami	L	60	70

Big Seven Holiday Tournament

KC 12/27	Kansas State (8)	L	67	87
KC 12/28	Colorado	L	63	68
KC 12/29	Iowa State	L	66	75
H 1/5	Colorado	W	63	61

N 2018-19 NEBRASKA BASKETBALL

ALL-TIME RESULTS

A	1/12	Kansas State (7).....	L	36	71
H	1/14	Kansas (1).....	L	66	69
H	1/26	South Dakota.....	W	82	59
A	1/28	Iowa State.....	L	72	78
H	2/2	Missouri.....	L	55	60
H	2/9	Oklahoma.....	W	67	66
A	2/11	Colorado.....	L	65	67
A	2/16	Kansas (9).....	L	52	90
A	2/18	Oklahoma.....	L	59	65
H	2/25	Iowa State.....	W	75	53
H	3/1	Kansas State (3).....	L	60	75
A	3/3	Missouri.....	L	53	68

Season Notes: Huskers posted second straight losing record and finished last in league for first time since 1944-45 campaign...guard Jim Buchanan earned All-America honors and was first-team All-Big Seven pick...Buchanan led Huskers in scoring with 16.7 average.

1952-53

Overall Record: 9-11
 Conference: 4-8 in Big Seven (6th)
 Home: 5-4 (2-4) Away: 4-7 (2-4)
 Coach: Harry Good

H	12/6	South Dakota.....	W	65	53
A	12/13	Minnesota.....	L	62	71
H	12/17	Springfield.....	W	82	73
A	12/20	Bradley.....	W	73	65

Big Seven Holiday Tournament

KC	12/27	Kansas.....	L	66	73
KC	12/29	Iowa State.....	W	83	79
KC	12/30	Colorado.....	L	53	67
H	1/3	Harvard.....	W	92	53
A	1/5	Colorado.....	W	80	65
H	1/12	Kansas.....	L	59	65
H	1/17	Iowa State.....	L	60	78
H	1/19	Missouri.....	W	73	62
H	2/7	Kansas State (5).....	W	80	67
H	2/9	Colorado.....	L	78	86
A	2/14	Kansas (14).....	L	58	77
A	2/16	Oklahoma.....	W	59	53
A	2/21	Missouri.....	L	59	66
H	2/28	Oklahoma.....	L	70	78
A	3/2	Iowa State.....	L	66	93
A	3/10	Kansas State (8).....	L	80	108

Season Notes: Huskers were 8-5 at one point, but lost six of final seven games to post third straight losing season...Bill Johnson led team in both scoring (13.9) and rebounding (9.4).

1953-54

Overall Record: 8-13 Conference: 5-7 in Big Seven (t-4th)
 Home: 6-3 (4-2) Away: 2-10 (1-5)
 Coach: Harry Good

A	12/5	Minnesota.....	L	64	75
H	12/12	Iowa.....	W	81	70
H	12/15	South Dakota.....	W	70	53
A	12/19	Oregon State (11).....	L	55	83
A	12/21	Oregon.....	L	68	84
A	12/22	Oregon.....	L	72	74

Big Seven Holiday Tournament

KC	12/26	Kansas State.....	W	78	74
KC	12/29	Oklahoma.....	L	70	86
KC	12/30	Missouri.....	L	57	72
A	1/4	Iowa State.....	W	74	60
H	1/9	Oklahoma.....	W	76	72
H	1/11	Kansas State.....	W	88	75
H	1/18	Missouri.....	W	80	72
A	2/6	Kansas State.....	L	70	91
H	2/8	Colorado.....	L	67	75
A	2/13	Kansas (20).....	L	68	79
A	2/15	Oklahoma.....	L	68	76
A	2/20	Colorado.....	L	58	83
H	2/22	Kansas (17).....	L	62	67
H	2/27	Iowa State.....	W	78	65
A	3/1	Missouri.....	L	67	82

Season Notes: Huskers got off to 3-6 start, opened Big Seven play with four straight wins, but lost six straight and seven of their final eight games to finish 8-13...Bill Johnson led team in both scoring (18.2) and rebounding (11.2) for second straight season...Johnson's scoring average stood as NU record for 13 seasons...Johnson grabbed NU single-game record 26 rebounds in Jan. 4 game at Iowa State.

1954-55

Overall Record: 9-12
 Conference: 6-6 in Big Seven (t-3rd)
 Home: 7-1 (5-1) Away: 2-11 (1-5)
 Coach: Jerry Bush

A	12/6	Iowa (4).....	L	61	84
H	12/11	South Dakota.....	W	87	51
A	12/18	Bradley.....	W	93	68
A	12/20	Alabama (19).....	L	76	88
A	12/22	Memphis State.....	L	79	86

Big Seven Holiday Tournament

KC	12/27	Missouri (7).....	L	58	75
KC	12/29	Colorado.....	L	47	89
KC	12/30	Kansas (16).....	L	66	69
H	1/4	Iowa State.....	W	76	63
A	1/8	Missouri (9).....	L	59	67
H	1/11	Kansas State.....	W	69	59
H	1/15	Kansas.....	W	66	62
H	1/21	NW Missouri State.....	W	74	54
A	2/5	Kansas State.....	L	62	79
H	2/7	Colorado.....	W	84	77
H	2/12	Oklahoma.....	W	75	67
H	2/14	Missouri (14).....	L	73	76
A	2/19	Kansas.....	W	68	55
A	2/21	Oklahoma.....	L	76	78
A	2/26	Iowa State.....	L	75	82
A	3/5	Colorado.....	L	66	77

Season Notes: Under the direction of first-year mentor Jerry Bush, the Huskers finished 9-12...Bush, who replaced Harry Good as NU's coach, came to Lincoln after posting a 129-59 record in seven years at Toledo...Huskers were 9-9 after 18 games, but lost last three games to record school's fifth straight losing season...Willard Fagler led team in scoring with 13.6 average, while Rex Ekwall averaged team-high 11.5 rebounds per game.

1955-56

Overall Record: 7-16
 Conference: 3-9 in Big Seven (6th)
 Home: 5-5 (2-4) Away: 2-11 (1-5)
 Coach: Jerry Bush

A	12/3	Iowa.....	L	51	60
H	12/9	Texas Tech (OT).....	W	69	63
A	12/10	Michigan.....	L	71	77
A	12/12	Wichita State.....	L	46	71
H	12/16	UCLA.....	W	71	65
A	12/19	Wisconsin.....	L	52	71
H	12/21	Vanderbilt (8).....	L	48	66

Big Seven Holiday Tournament

KC	12/28	Missouri.....	L	66	71
KC	12/29	Cornell (N.Y.).....	W	70	69
KC	12/30	Kansas State.....	L	51	79
A	1/7	Colorado.....	L	63	78
H	1/16	Missouri.....	W	83	77
H	1/21	Colorado.....	L	50	77
H	2/4	Emporia State.....	W	72	59
H	2/6	Kansas State.....	L	52	66
A	2/11	Kansas.....	L	56	80
A	2/13	Oklahoma (OT).....	W	68	61
H	2/18	Iowa State (OT).....	L	69	71
A	2/20	Kansas State.....	L	50	73
H	2/25	Kansas.....	L	56	60
H	3/3	Oklahoma (OT).....	W	64	63
A	3/5	Missouri.....	L	80	88
A	3/9	Iowa State.....	L	74	94

Season Notes: Biggest win of season was 71-65 homecourt decision over eventual Pac-8 Conference champion UCLA, the only time an NU team beat a John Wooden-coached Bruin squad...three of NU's seven wins were in overtime...Rex Ekwall led NU in both scoring (14.9) and rebounding (10.7).

1956-57

Overall Record: 11-12
 Conference: 5-7 in Big Seven (t-4th)
 Home: 7-2 (4-2) Away: 4-10 (1-5)
 Coach: Jerry Bush

A	11/30	UCLA.....	L	56	69
A	12/1	UCLA.....	L	60	78
H	12/3	Iowa.....	W	67	43
H	12/8	Michigan.....	W	73	60

H	12/10	Wisconsin.....	W	53	51
H	12/17	Purdue.....	W	65	62
A	12/20	Texas Tech.....	W	67	66
A	12/22	Vanderbilt.....	L	54	78

Big Seven Holiday Tournament

KC	12/27	Michigan State.....	L	65	79
KC	12/28	Missouri.....	W	70	65
KC	12/29	Iowa State (14).....	L	69	89
H	1/7	Colorado.....	W	74	52
A	1/12	Colorado.....	L	56	60
A	1/19	Missouri.....	W	84	65
A	2/4	Kansas State.....	L	53	89
H	2/9	Kansas (2).....	L	54	69
A	2/11	Missouri.....	W	53	49
A	2/16	Iowa State (9).....	L	47	59
H	2/18	Kansas State (17).....	L	56	81
A	2/23	Kansas (2).....	L	60	87
A	2/25	Oklahoma.....	L	53	55
H	3/6	Oklahoma.....	W	64	55
H	3/9	Iowa State (17).....	W	67	58

Season Notes: After 0-2 start, Huskers won five straight games, with four of those victories against Big Ten schools...NU was 8-6 after Jan. 19 win over Missouri, but dropped five of its next seven games for seventh straight losing season...Rex Ekwall led team in both scoring (13.3) and rebounding (9.3).

1957-58

Overall Record: 10-13
 Conference: 5-7 in Big Seven (t-4th)
 Home: 9-2 (5-1) Away: 1-11 (0-6)
 Coach: Jerry Bush

H	12/2	South Dakota State.....	W	64	52
H	12/5	Wyoming.....	W	77	66
A	12/7	Michigan.....	L	57	81
A	12/9	Notre Dame (15).....	L	56	69
H	12/14	Purdue.....	L	61	70
H	12/16	Denver.....	W	68	63
H	12/19	Ohio.....	W	61	53
A	12/21	Marquette.....	L	64	79

Big Seven Holiday Tournament

KC	12/27	Princeton.....	W	74	64
KC	12/28	Kansas State (3).....	L	57	88
KC	12/30	Iowa State (20).....	L	51	61
A	1/6	Missouri.....	L	54	55
A	1/11	Kansas State (4).....	L	59	74
H	1/13	Oklahoma (14).....	W	57	54
H	1/18	Iowa State.....	L	52	57
A	2/1	Iowa State.....	L	63	78

A	2/8	Kansas (2).....	L	46	102
A	2/10	Oklahoma (20).....	L	39	66
H	2/12	Missouri (OT).....	W	67	62
H	2/17	Colorado.....	W	50	41
H	2/22	Kansas (4).....	W	43	41
H	3/3	Kansas State (1).....	W	55	48
A	3/8	Colorado.....	L	52	54

Season Notes: After splitting its first eight games, NU lost eight of its next nine games before winning four of final five games...two of the school's most-memorable wins came late in season...Kansas handed NU its worst loss ever, 102-46, at Lawrence, but Huskers avenged loss by knocking off fourth-ranked Jayhawks in Lincoln, 43-41...NU guard Jimmy Kubacki hit a 15-foot jumper with two seconds left to give the Huskers the win over the Witt Chamberlain-led Jayhawks...nine days later, the Huskers shocked No. 4 Kansas State and Omaha native Bob Boozer...K-State went into March 3 game ranked fourth in AP poll, but was No. 1 when the new poll was released on March 4...Wilson Fitzpatrick and Gary Reimers both averaged a team-best 11.5 points per game, while Herschell Turner led team in rebounding with an 8.2 average.

1958-59

Overall Record: 12-13
 Conference: 5-9 in Big Eight (t-5th)
 Home: 9-3 (4-3) Away: 3-10 (1-6)
 Coach: Jerry Bush

H	12/1	NW Missouri State.....	W	85	44
H	12/6	Montana State.....	W	75	43
H	12/8	Marquette (17).....	W	62	60
A	12/13	Minnesota.....	L	57	78
H	12/15	Texas Tech.....	W	54	46
A	12/18	Bradley (11).....	L	48	85
A	12/20	Michigan State (11).....	L	55	80

Big Eight Holiday Tournament

KC	12/27	Oklahoma State.....	W	55	48
KC	12/29	Colorado.....	L	50	54
KC	12/30	Oklahoma.....	W	60	43
A	1/5	Colorado.....	L	50	57
H	1/10	Oklahoma State.....	W	47	44
H	1/12	Missouri.....	W	81	69
H	1/17	Iowa State.....	W	52	49
H	1/31	Detroit.....	W	91	77
H	2/2	Kansas State (3).....	L	43	50
A	2/7	Oklahoma State.....	L	39	54
A	2/9	Oklahoma.....	L	48	54
H	2/14	Kansas.....	L	55	63



Herschell Turner (left) earned third-team All-America honors under Coach Jerry Bush in 1959. Turner was also a two-time All-Big Eight performer for the Huskers.

A	2/21	Kansas	L	50	66
H	2/23	Colorado	W	62	61
A	2/28	Iowa State	L	56	59
A	3/2	Missouri	W	81	79
H	3/5	Oklahoma	L	54	65
A	3/9	Kansas State (2)	L	54	76

Season Notes: NU finished with best record in nine-year tenure of Coach Jerry Bush...NU was 12-11 heading into final two games, and needed one win to secure first winning season since 1949-50, but it dropped both games to finish 12-13...Herschell Turner led team in scoring (17.1) and rebounding (9.8)...Turner was first-team All-Big Eight pick and third-team All-America...Turner's scoring average was best for NU player since Bill Johnson's 18.2 mark in 1953-54...Oklahoma State's addition to the league made the Big Seven the Big Eight.

1959-60

Overall Record: 7-17

Conference: 4-10 in Big Eight (t-7th)

Home: 6-5 (4-3) Away: 1-12 (0-7)

Coach: Jerry Bush

H	12/5	Air Force	W	68	54
H	12/7	Minnesota	W	76	66
H	12/14	Notre Dame	L	62	70
H	12/17	Michigan State (2OT)	L	80	82
A	12/19	Oregon State	L	60	63
N*	12/21	Oregon State	L	65	67
A	12/23	Montana State	L	58	64

Big Eight Holiday Tournament

KC	12/26	Colorado	L	55	64
KC	12/29	Kansas State	L	63	71
KC	12/30	Missouri	W	78	67
A	1/4	Iowa State	L	53	57
H	1/9	Kansas	L	47	60
A	1/11	Missouri	L	61	69
A	1/16	Colorado (OT)	L	57	62
H	1/30	Colorado	L	54	58
H	2/1	Missouri	W	64	59
A	2/6	Oklahoma State	L	47	52
A	2/8	Oklahoma	L	54	63
H	2/13	Iowa State	W	69	49
H	2/20	Kansas State	W	70	60
H	2/22	Oklahoma	L	49	50
H	2/27	Oklahoma State	W	54	47
A	3/5	Kansas State	L	74	83
A	3/7	Kansas	L	74	79

*Portland, Ore.

Season Notes: After a 2-0 start, NU lost seven straight and 12 of its next 13 games and went on to finish 7-17...Herschell Turner was a first-team All-Big Eight performer after leading team in scoring (15.9) and rebounding (8.0) for second straight season...Turner became first 1,000-point scorer in school history with 1,056 points.

1960-61

Overall Record: 10-14

Conference: 4-10 in Big Eight (6th)

Home: 7-5 (3-4) Away: 3-9 (1-6)

Coach: Jerry Bush

H	12/1	Northern Iowa	W	78	68
H	12/3	Wichita State	L	63	65
H	12/7	Utah State	W	65	60
H	12/13	Denver	W	77	52
A	12/17	Detroit (3)	L	62	71
A	12/19	Cincinnati	L	60	75
H	12/21	Arizona	W	79	55

Big Eight Holiday Tournament

KC	12/28	Kansas	L	53	78
KC	12/29	Missouri	W	90	72
KC	12/30	Oklahoma State	W	70	61
H	1/7	Missouri	W	62	48
H	1/9	Colorado (OT)	W	65	61
A	1/14	Colorado*	L	51	66
H	1/21	Iowa State	L	58	66
A	2/4	Oklahoma State	L	47	55
A	2/6	Oklahoma	L	58	69
H	2/11	Kansas	L	33	38
A	2/13	Iowa State	L	62	68
H	2/18	Oklahoma State	L	61	65
H	2/20	Oklahoma	W	83	61

A	2/25	Kansas	W	69	68
H	2/27	Kansas State (8)	L	67	77
A	3/4	Kansas State (7)	L	56	75
A	3/6	Missouri	L	76	97

*CU won game, but later forfeited

Season Notes: After back-to-back wins over Oklahoma and Kansas in late February, Huskers stood 10-11 and needed two wins in final three games to secure first winning season since 1949-50, but NU lost all three games to finish 10-14...Tom Russell led NU in both scoring (12.5) and rebounding (9.7).

1961-62

Overall Record: 9-16

Conference: 5-9 in Big Eight (t-5th)

Home: 5-5 (2-5) Away: 4-11 (3-4)

Coach: Jerry Bush

A	12/4	Wichita State	L	49	79
H	12/7	Southern Methodist	W	63	60
A	12/9	Air Force	L	49	58
H	12/11	Notre Dame	W	65	61
H	12/16	Ohio	W	81	64
A	12/20	Wyoming	L	70	71
A	12/22	California	L	49	50
A	12/23	Stanford	L	59	72

Big Eight Holiday Tournament

KC	12/27	Kansas State (5)	L	48	60
KC	12/29	Oklahoma State	W	52	51
KC	12/30	Kansas	L	68	69
A	1/6	Kansas	W	69	67
H	1/10	Oklahoma	W	57	56
H	1/13	Colorado	L	56	58
A	1/20	Iowa State	L	72	84
A	2/3	Kansas State (4)	L	53	72
H	2/5	Oklahoma State	W	57	56
A	2/10	Colorado	L	63	74
H	2/12	Iowa State	L	66	79
A	2/17	Missouri	W	65	63
H	2/21	Kansas	L	70	73
H	2/24	Missouri	L	63	81
A	3/3	Oklahoma State	L	64	65
A	3/5	Oklahoma (OT)	W	71	69
H	3/7	Kansas State (3)	L	60	84

Season Notes: Six losses by three or fewer points gave Huskers 9-16 record rather than 15-10 mark...for second straight season, Tom Russell led NU in both scoring (16.5) and rebounding (8.0)...Russell also ranked seventh nationally in field goal percentage at .560...Russell scored then-school-record 38 points in Huskers' 73-70 homecourt loss to Kansas.

1962-63

Overall Record: 6-19

Conference: 1-13 in Big Eight (8th)

Home: 4-9 (1-6) Away: 2-10 (0-7)

Coach: Jerry Bush

A	12/1	Texas Tech	W	68	66
A	12/3	Houston	L	61	68
H	12/8	Air Force	W	43	39
H	12/10	Northern Iowa	W	78	59
H	12/15	Denver	L	54	63
H	12/17	Miami (Ohio)	W	72	69
H	12/21	Southern California	L	49	58
H	12/22	Southern California	L	53	55

Big Eight Holiday Tournament

KC	12/26	Iowa State	L	68	82
KC	12/28	Colorado	L	47	59
KC	12/29	Oklahoma	W	93	86
H	1/7	Colorado	L	47	75
A	1/12	Kansas State	L	53	66
A	1/19	Kansas	L	53	72
H	2/2	Kansas State	L	60	72
A	2/4	Iowa State	L	69	83
H	2/9	Missouri	L	61	69
H	2/11	Iowa State	L	54	75
A	2/16	Oklahoma State	L	41	51
A	2/18	Oklahoma	L	77	84
H	2/23	Kansas	L	39	45
H	2/25	Oklahoma State	W	49	48
H	3/2	Oklahoma	L	75	77
A	3/4	Colorado	L	51	80
A	3/6	Missouri	L	72	84



Tom Baack (left) and Stu Lantz (right) gave Nebraska two 1,000-point scorers at the same time. The duo helped the Huskers post a 51-24 record, including a 20-win season in 1965-66.

Season Notes: After a 4-2 start, NU lost 14 of next 15 games, including 10 straight to open Big Eight Conference play...Huskers avert winless conference record and snap 10-game losing streak with 49-48 win over Oklahoma State late in February...season was last for Coach Jerry Bush, who resigned following the season after nine years at the helm...the 19 losses were most ever in one year for a Husker team...Daryl Petsch led team in scoring with 14.8 average, while Charlie Jones was club's top rebounder (8.2).

1963-64

Overall Record: 7-18

Conference: 5-9 in Big Eight (t-6th)

Home: 6-5 (4-3) Away: 1-13 (1-6)

Coach: Joe Cipriano

H	12/2	Wyoming	W	79	72
A	12/6	Michigan (8)	L	55	80
A	12/7	Purdue	L	75	81
H	12/9	Texas Tech	L	60	76
H	12/19	Houston	L	58	64
A	12/20	Southern California	L	73	79
A	12/21	Southern California	L	64	79

Big Eight Holiday Tournament

KC	12/26	Kansas State	L	78	100
KC	12/28	Oklahoma	L	66	75
KC	12/30	Colorado	L	58	80
A	1/6	Iowa State	W	55	52
H	1/11	Missouri (OT)	W	74	69
A	1/14	Kansas	L	48	74
H	1/18	Oklahoma City	W	74	65
A	2/1	Missouri	L	60	78
H	2/3	Kansas State (OT)	L	66	73
H	2/8	Oklahoma (2OT)	W	76	69
H	2/10	Oklahoma State	W	54	53
H	2/15	Colorado	L	52	60
A	2/17	Kansas State	L	48	50
H	2/22	Iowa State	W	57	55
H	2/24	Kansas	L	55	64
A	2/29	Oklahoma State	L	45	81
A	3/2	Oklahoma	L	76	82
A	3/9	Colorado	L	73	89

Season Notes: After guiding Idaho to a 22-5 record in 1962-63, Joe Cipriano was tabbed as the Huskers' 22nd basketball coach, replacing Jerry Bush, who resigned after the 1962-63 season...NU scored 79-72 win over

Wyoming in Cipriano's debut, then lost nine straight before opening Big Eight play with a 55-52 win at Iowa State...Charlie Jones led NU in scoring (12.9) and rebounding (6.8).

1964-65

Overall Record: 10-15

Conference: 5-9 in Big Eight (t-6th)

Home: 8-4 (3-4) Away: 2-11 (2-5)

Coach: Joe Cipriano

A	12/3	Wyoming	L	68	94
H	12/5	Purdue	W	96	85
H	12/7	South Dakota	W	74	63
H	12/12	Michigan (1)	W	74	73
A	12/18	Texas	L	73	77
A	12/20	Texas Tech	L	78	82
H	12/21	California	W	87	80
H	12/22	California	W	63	59

Big Eight Holiday Tournament

KC	12/28	Colorado	L	52	70
KC	12/29	Oklahoma State	L	61	74
KC	12/30	Iowa State	L	62	69
H	1/4	Kansas	L	56	66
A	1/9	Oklahoma State	L	54	93
A	1/11	Oklahoma	L	82	89
H	1/18	Iowa State	W	88	77
H	1/23	Oklahoma State	L	53	55
A	2/6	Colorado	L	52	62
A	2/9	Kansas State	W	62	57
H	2/13	Colorado	W	66	59
A	2/15	Missouri	L	74	92
A	2/20	Iowa State	W	69	65
A	2/23	Kansas	L	62	71
H	2/27	Oklahoma	W	67	63
A	3/2	Missouri	L	66	84
H	3/8	Kansas State	L	67	79

Season Notes: Fred Hare's buzzer-beater gave Huskers 74-73 homecourt upset win over top-ranked Michigan...Hare led NU in both scoring (15.2 ppg) and rebounding (7.4 rpg)...NU started 5-3, then dropped six straight and nine of its next 10 to assure 15th straight losing season.

N 2018-19 NEBRASKA BASKETBALL

ALL-TIME RESULTS



The 1966-67 Huskers went 16-9 and reach the NIT for the school's first-ever postseason berth.

1965-66

Overall Record: 20-5
 Conference: 12-2 in Big Eight (2nd)
 Home: 11-0 (7-0) Away: 9-5 (5-2)
 Coach: Joe Cipriano

A 12/1	Wisconsin	W	101	88
H 12/7	Oregon State	W	75	63
A 12/10	California	L	71	87
A 12/11	California	W	70	68
H 12/14	Texas	W	75	64
H 12/18	South Dakota	W	77	60
H 12/20	Stanford	W	71	67
Big Eight Holiday Tournament				
KC 12/27	Missouri (OT)	W	69	67
KC 12/29	Oklahoma	W	92	79
KC 12/30	Kansas	L	61	71
A 1/4	Iowa State	W	76	74
H 1/8	Missouri	W	82	60
A 1/15	Kansas State	W	82	71
H 1/18	Kansas (6)	W	83	75
H 1/22	Oklahoma	W	86	78
A 2/5	Oklahoma State (OT)	W	45	41
A 2/7	Oklahoma	W	85	81
A 2/8	9/Oklahoma City (OT)	L	81	85
H 2/12	9/Iowa State	W	81	70
A 2/19	9/Missouri	W	71	53
H 2/21	9/Colorado	W	70	63
A 2/26	8/Kansas (6)	L	73	110
H 3/1	9/Kansas State	W	79	69
A 3/5	Colorado	L	88	95
H 3/7	Oklahoma State	W	85	64

Season Notes: The frustration of 15 straight losing seasons was wiped out in the Big Red's 20-5 campaign that ended one win short of a share of the school's first league title in some 15 years...NU headed into the final week of conference play tied with Kansas for the league's top spot, but a loss at Colorado ended the Huskers' title hopes...Huskers posted only second 20-win season in school history, first in 45 seasons...NU moved into the wire service polls, was rated as high as eighth and finished 11th in the final United Press International listing...Grant Simmons was first-team All-Big Eight pick and landed a spot on the USBWA District V all-star team...Stuart Lantz finished second in Big Eight sophomore-of-the-year voting to KU standout Jo Jo White...NU topped century mark for first time ever in 101-88 victory at Wisconsin to open season; later made first appearance in Big Eight Holiday Tournament championship game.

1966-67

Overall Record: 16-9
 Conference: 10-4 in Big Eight (1-2nd)
 Home: 10-1 (6-1) Away: 6-8 (4-3)
 Coach: Joe Cipriano

H 12/2	Oregon	W	79	56
A 12/7	Wyoming	L	98	102
H 12/10	Pacific	W	90	78
H 12/12	Washington State	W	100	75
H 12/13	Washington State	W	80	78

Vanderbilt Invitational*

N 12/16	La Salle*	L	76	99
N 12/17	Portland*	W	71	69
Big Eight Holiday Tournament				
KC 12/27	Kansas State	L	81	98
KC 12/29	Oklahoma State	W	73	64
KC 12/30	Colorado	L	66	73
A 1/7	Oklahoma State	W	67	57
A 1/9	Oklahoma	L	87	99
H 1/14	Colorado	W	84	80
H 1/26	Oklahoma	W	97	78
H 1/28	Missouri	W	99	82
A 2/4	Kansas State	W	67	59
A 2/7	Kansas (7)	L	58	84
H 2/11	Iowa State	W	94	82
A 2/18	Iowa State	W	76	65
H 2/25	Kansas State	W	79	71
A 2/28	Missouri	W	80	73
H 3/4	Kansas (4)	L	57	64
H 3/6	Oklahoma State	W	88	71
A 3/11	Colorado	L	57	64
National Invitation Tournament				
N*	3/13 Marshall	L	88	119

*Nashville, Tenn.; *New York City, N.Y.

Season Notes: The Big Eight preseason favorite, Nebraska finished second in the league race, three games back of first-place Kansas...Huskers landed first National Invitation Tournament bid ever, but dropped a 119-88 decision to Marshall in the first round at Madison Square Garden...NU posted back-to-back winning seasons for first time since 1948-49 and 1949-50 campaigns...Stuart Lantz earned first-team All-Big Eight recognition and landed a spot on the USBWA District V all-star squad...Tom Baack and Nate Branch were second-team all-league picks...school-record 20-game homecourt win string snapped by Kansas in late February...after season, Coach Cipriano took Huskers on 13-game Latin America tour.

1967-68

Overall Record: 15-10
 Conference: 8-6 in Big Eight (t-3rd)
 Home: 9-1 (6-1) Away: 6-9 (2-5)
 Coach: Joe Cipriano

H 12/4	Cal State Fullerton	W	111	74
H 12/5	South Dakota	W	94	61
A 12/8	Washington State	L	70	93
A 12/9	Washington State	W	91	76
A 12/11	Hawaii	L	74	82
A 12/13	Hawaii	L	72	86
A 12/20	Michigan State	L	70	74
H 12/23	Wyoming	W	82	74
Big Eight Holiday Tournament				
KC 12/28	Oklahoma	W	75	65
KC 12/29	Oklahoma State	W	48	46
KC 12/30	Kansas State	W	66	62
A 1/5	Iowa State	L	70	85
A 1/9	Kansas State	L	62	78
H 1/13	Missouri	W	75	66
H 1/27	Oklahoma	W	110	90
H 2/1	Colorado	W	87	73
A 2/3	Oklahoma State	W	63	62

A 2/5	Oklahoma	W	89	83
H 2/10	Kansas State	W	92	68
A 2/17	Kansas	L	60	71
H 2/19	Oklahoma State	W	82	73
A 2/24	Colorado	L	73	75
H 2/27	Kansas	W	76	69
H 3/1	Iowa State (OT)	L	92	93
A 3/7	Missouri	L	70	91

Season Notes: For the first time ever, NU had two 1,000-point career scorers on the floor at the same time, as Tom Baack and Stuart Lantz reached that plateau during the 1967-68 campaign...Baack finished three-year career with a then-school-record 1,293 points and would later become Husker assistant coach...Lantz logged 1,266 points over his three-year career and was a first-team All-Big Eight pick and a District V all-star as a senior...Lantz was a third-round draft pick of the National Basketball Association's San Diego Rockets and would go on to play eight seasons of pro hoops...Baack was a 10th-round pick of the Detroit Pistons...NU won its first Big Eight Holiday title, scoring wins over Oklahoma, Oklahoma State and Kansas State...Huskers' post third straight .500 or better record, a feat the school hadn't accomplished since a three-year string from 1929 through 1931.

1968-69

Overall Record: 12-14
 Conference: 5-9 in Big Eight (t-6th)
 Home: 8-3 (4-3) Away: 4-11 (1-6)
 Coach: Joe Cipriano

H 11/30	Wisconsin	W	68	55
A 12/6	Oregon State	L	67	79
A 12/7	Oregon	W	85	77
H 12/10	Wichita State (3OT)	W	94	92
H 12/14	Augustana (S.D.)	W	73	56
H 12/16	Michigan State	W	73	59
Sun Devil Classic*				
A 12/20	Arizona State*	L	76	83
N 12/21	California* (15)	L	73	86
A 12/23	Arizona	L	63	68
Big Eight Holiday Tournament				
KC 12/26	Kansas (8)	L	56	82
KC 12/28	Oklahoma	W	70	47
KC 12/30	Missouri	W	76	70
H 1/4	Kansas (5)	L	52	56
A 1/7	Kansas State	L	72	95
A 1/25	Iowa State (OT)	L	93	99
H 1/27	Oklahoma State	L	52	76
H 2/1	Missouri	W	87	71
H 2/3	Oklahoma	W	90	83
A 2/8	Colorado (20)	L	81	83
A 2/11	Missouri	L	60	79
H 2/15	Iowa State (OT)	L	74	75
A 2/22	Kansas (16)	L	73	79
H 2/24	Colorado (18)	W	79	65
H 3/1	Kansas State	W	88	71
A 3/6	Oklahoma State	L	63	72
A 3/8	Oklahoma	W	70	64

*Tempe, Ariz.

Season Notes: Leroy Chalk led Big Eight in field goal percentage with a .538 mark and grabbed a then-school-record 257 rebounds...another sophomore, Marvin

Stewart, led NU in scoring with a 14.6 average...Huskers started Big Eight play 0-4, then went 5-5 in final 10 league games.

1969-70

Overall Record: 16-9
 Conference: 7-7 in Big Eight (t-3rd)
 Home: 10-1 (6-1) Away: 6-8 (1-6)
 Coach: Joe Cipriano

H 12/1	California-Irvine	W	76	73
A 12/4	Augustana (S.D.)	W	75	56
A 12/6	Wichita State (OT)	W	81	79
H 12/9	Duquesne (7)	W	82	77
A 12/12	Houston*	L	82	112
N 12/13	Texas A&M*	W	78	69
H 12/15	Northern Michigan	W	92	68
H 12/20	Arizona	W	79	69
Big Eight Holiday Tournament				
KC 12/27	Colorado	L	60	72
KC 12/29	Iowa State	W	74	66
KC 12/30	Kansas (16)	W	78	73
A 1/6	Iowa State	L	70	72
H 1/13	Kansas State	L	64	71
H 1/17	Colorado	W	60	58
A 1/31	Oklahoma	W	70	60
A 2/2	Oklahoma State	L	58	81
H 2/7	Kansas	W	84	73
A 2/10	Colorado	L	59	76
H 2/14	Missouri	W	60	48
A 2/17	Kansas	L	87	100
A 2/21	Kansas State (18)	L	62	69
H 2/23	Oklahoma	W	79	66
A 2/28	Missouri	L	63	80
H 3/2	Oklahoma State	W	61	55
H 3/7	Iowa State	W	87	81

*Houston, Texas
 Season Notes: Huskers won nine of first 11 games, and went 7-7 in Big Eight to finish 16-9 overall...Tom Scantlebury led team in scoring with a 14.5 average, but junior Marvin Stewart, the Huskers' top point producer in 1968-69, averaged 14.3 points through 14 games, then missed last 11 games because of academic problems...Leroy Chalk led team in rebounding for second straight season with a 9.4 average.

1970-71

Overall Record: 18-8
 Conference: 8-6 in Big Eight (4th)
 Home: 10-2 (5-2) Away: 8-6 (3-4)
 Coach: Joe Cipriano

A 12/1	Wyoming	W	68	63
H 12/5	Iowa	W	73	71
H 12/7	Northern Iowa	W	95	71
A 12/11	Texas Christian	W	69	64
A 12/12	Southern Methodist	L	75	80
H 12/14	Nevada-Reno	W	116	71
Husker Classic*				
H 12/18	Miami*	W	85	58
H 12/19	Colorado State*	W	69	65
A 12/23	Wichita State	W	72	71
Big Eight Holiday Tournament				
KC 12/28	Oklahoma State	W	71	58
KC 12/29	Colorado	W	77	67
KC 12/30	Kansas (12)	L	52	72
A 1/9	Kansas State	L	69	70
H 1/16	Iowa State	W	84	62
H 1/30	Oklahoma State	W	80	59
A 2/1	Oklahoma	L	67	79
H 2/6	Kansas (5)	L	67	81
A 2/9	Iowa State (OT)	W	69	67
H 2/13	Missouri	W	81	72
A 2/16	Colorado	W	65	63
A 2/20	Oklahoma State	W	57	55
H 2/22	Oklahoma	L	56	65
H 2/27	Missouri	L	65	77
H 3/2	Kansas State	W	87	71
H 3/6	Colorado	W	85	71
A 3/13	Kansas (5)	L	54	59

Season Notes: Marvin Stewart became first NU player to average 20 points in a season, finishing with school-record 21.4 point-per-game average...Stewart led Big Eight in free-throw percentage at .824, became third NU



player to top 1,000-point plateau for career, finished with 1,138 points...Stewart was first-team All-Big Eight pick and was named to all-tourney team at Big Eight Holiday Tournament...Chuck Jura hit then-school-record and Big Eight-best .592 from field...NU won own Husker Classic and later advanced to title game of Big Eight Holiday Tournament for third time ever (lost to KU in title game, 72-52)...Cipriano became first 100-game winner in school history with Huskers' 69-64 win at Texas Christian...Moe Iba joined Cip's staff as freshman coach...KU won Big Eight title with 14-0 record, first unbeaten champ since Kansas State in 1958-59.

1971-72

Overall Record: 14-12
 Conference: 7-7 in Big Eight (4th)
 Home: 11-3 (6-1) Away: 3-9 (1-6)
 Coach: Joe Cipriano

H 12/1	Wyoming	W	81	63
H 12/3	San Diego State	L	61	63
H 12/4	Wichita State	L	61	74
A 12/6	Duquesne	L	53	75
H 12/11	Southern Methodist	W	84	76

Husker Classic*

H 12/17	Idaho*	W	90	49
H 12/18	La Salle*	W	75	60
A 12/21	Iowa	L	77	86
H 12/23	San Jose State	W	80	63

Big Eight Holiday Tournament

KC 12/27	Missouri	L	64	76
KC 12/29	Oklahoma State	W	64	56
KC 12/30	Oklahoma	W	84	68
H 1/8	Oklahoma State	W	73	59
H 1/10	Oklahoma	W	77	70

H 1/15	Colorado	W	67	55
A 1/26	Oklahoma State	W	64	63
A 1/29	Kansas (OT)	L	55	57
H 2/1	Kansas State	W	61	60
A 2/7	Oklahoma	L	70	72
H 2/12	Iowa State	W	76	71
A 2/15	Missouri (15)	L	65	80
H 2/19	Kansas	W	99	78
A 2/26	Colorado	L	57	67
H 3/4	Missouri (19)	L	54	61
A 3/6	Iowa State	L	67	76
A 3/11	Kansas State (OT)	L	76	81

Season Notes: Center Chuck Jura was first-team All-Big Eight pick and first-team academic All-Big Eight...Jura led NU in scoring (21.2) and rebounding (11.7)...rebound average was school record and topped Big Eight...Jura finished his career with totals of 1,255 points and 740 rebounds...NU won Husker Classic for second straight season.

1972-73

Overall Record: 9-17
 Conference: 4-10 in Big Eight (11-6th)
 Home: 4-5 (2-5) Away: 5-12 (2-5)
 Coach: Joe Cipriano

H 11/24	North Texas	W	64	46
A 12/1	Wyoming	L	59	65

Mountaineer Classic*

N 12/8	California*	L	50	75
N 12/9	Air Force*	W	57	53
H 12/11	Texas Christian	W	72	58

Kentucky Invitational**

A 12/15	Kentucky**	L	60	85
N 12/16	Colorado State**	L	51	57

Big Eight Holiday Tournament

KC 12/27	Iowa State	L	64	75
KC 12/29	Kansas	W	74	72
KC 12/30	Oklahoma State	L	73	75
N 1/4	Georgia State***	W	63	54
N 1/6	North Carolina*** (9)...	L	62	79
H 1/13	Oklahoma State	L	55	68
H 1/15	Oklahoma	W	74	67
H 1/27	Missouri (7)	L	65	78
A 1/30	Iowa State	L	60	81
H 2/3	Kansas State (18)	L	55	82
H 2/6	Colorado	L	59	67
A 2/10	Kansas	W	59	46
A 2/17	Oklahoma	L	59	67

A 2/19	Oklahoma State	W	76	64
H 2/24	Kansas	W	62	59
H 2/27	Iowa State	L	76	82
A 3/3	Kansas State (16)	L	70	97
A 3/6	Colorado	L	63	71
A 3/10	Missouri (15)	L	70	86

*Morgantown, W.Va.; **Lexington, Ky.; ***Decatur, Ga.; ****Greensboro, N.C.

Season Notes: Without departed All-Big Eight center Chuck Jura, Huskers finished 9-17...NU's last losing season until 1987-88...freshman Jerry Fort led NU in scoring with 14.5 ppg, first Husker fresh ever to lead team in that department.

1973-74

Overall Record: 14-12
 Conference: 7-7 in Big Eight (4th)
 Home: 11-2 (5-2) Away: 3-10 (2-5)
 Coach: Joe Cipriano

H 12/1	Wyoming	W	70	62
H 12/3	Minnesota-Duluth	W	77	50

Vanderbilt Invitational*

A 12/7	Vanderbilt*	L	58	82
N 12/8	Middle Tennessee St.*...	L	65	76
H 12/11	Georgia State (OT)	W	78	75
H 12/14	NW Missouri State	W	67	54
H 12/15	MacMurray	W	76	50
H 12/20	Northern Iowa	W	73	55

Big Eight Holiday Tournament

KC 12/27	Kansas State (18)	L	47	68
KC 12/28	Oklahoma State	W	69	62
KC 12/29	Kansas	L	66	75
A 1/7	Wichita State	L	58	66
A 1/12	Kansas	L	64	79

H 1/19	Oklahoma	W	63	58
H 1/22	Kansas State	L	65	73
A 1/26	Oklahoma State	L	66	79
A 1/28	Oklahoma	L	63	85
H 2/5	Iowa State (30T)	W	91	88
H 2/9	Missouri	W	75	58
A 2/12	Colorado	L	64	65
A 2/16	Missouri	W	88	87
H 2/23	Oklahoma State	W	71	63
H 2/26	Kansas (15)	L	46	51
A 3/2	Kansas State	W	58	54
H 3/5	Colorado	W	65	42
A 3/9	Iowa State	L	58	76

*Nashville, Tenn.
 Season Notes: Sophomore guard Jerry Fort led NU in scoring for second straight season with 18.0 average and was first-team All-Big Eight pick...Huskers toured Italy following season and finished 2-5 on their three-week journey.

1974-75

Overall Record: 14-12
 Conference: 7-7 in Big Eight (4th)
 Home: 8-3 (5-2) Away: 6-9 (2-5)
 Coach: Joe Cipriano

H 11/30	South Dakota State	W	87	72
---------	--------------------	---	----	----

Sun Devil Classic*


N 12/6	Long Beach State*	W	67	55
A 12/7	Arizona State*	L	62	83
A 12/10	North Texas	W	69	56
H 12/14	Wichita State	W	78	65
H 12/17	San Jose State	L	66	80

Indiana Classic**

N 12/20	Southern Methodist**...	W	69	67
A 12/21	Indiana** (2)	L	60	97
H 12/23	Vanderbilt	W	81	66

Big Eight Holiday Tournament

KC 12/26	Oklahoma (18)	W	75	64
KC 12/28	Kansas	L	62	63
KC 12/30	Kansas State	L	63	80
H 1/18	Kansas State	W	74	61
A 1/22	Oklahoma	W	68	61
H 1/25	Colorado	W	85	59
H 1/29	Oklahoma State	W	73	58
A 2/1	Missouri	L	74	88
A 2/5	Kansas	L	44	72
H 2/8	Iowa State	W	75	62
H 2/12	Oklahoma (OT)	L	57	65



Hammond Hustlers: The nickname given to Hammond, Ind., natives Carl McPipe (left) and Brian Banks during their Husker careers. Two of six 1,000-point scorers from the state of Indiana, McPipe is 13th on the Husker career scoring list and eighth on the career rebounding chart, while Banks is 20th on Nebraska's all-time scoring list with 1,150 points.

A 2/15	Colorado	L	61	62
A 2/19	Kansas State	L	64	65
H 2/22	Missouri	W	80	77
A 2/26	Oklahoma State	W	59	58
H 3/5	Kansas (20T)	L	77	79
A 3/8	Iowa State	L	69	82

*Tempe, Ariz.; **Bloomington, Ind.

Season Notes: For third straight season, Jerry Fort led NU in scoring at 20.2 points per game, and became only third Husker to ever average 20-plus points in season... Fort earned first-team All-Big Eight honors for second straight year...NU started Big Eight play 4-0, finished first half 5-2, but went 2-5 in second half...three of losses during second half of league schedule were by a combined four points...Fort scored then-school-record 40 points in Huskers' homecourt win over Missouri...his scoring outburst broke the old mark of 38 held by Tom Russell during the 1961-62 season.

1975-76

Overall Record: 19-8
 Conference: 10-4 in Big Eight (3rd)
 Home: 9-4 (5-2) Away: 10-4 (5-2)
 Coach: Joe Cipriano

H 11/28	Illinois	L	58	60
H 11/29	Northwestern	W	79	68
A 12/2	Iowa	L	65	72
H 12/6	Washington (20)	L	63	75
H 12/10	St. Mary's (Calif.)	W	68	57

Roadrunner Invitational*

N 12/19	Pacific*	W	85	59
A 12/20	New Mexico State*	W	79	75
A 12/22	Vanderbilt	W	68	57

Big Eight Holiday Tournament

KC 12/27	Kansas	L	66	69
KC 12/29	Oklahoma	W	75	53
KC 12/30	Oklahoma State	W	56	49
H 1/3	South Dakota	W	72	59
H 1/6	South Carolina	W	69	68
A 1/17	Kansas State	W	65	59
H 1/21	Oklahoma	W	68	67
A 1/24	Colorado	W	66	64
A 1/28	Oklahoma State	W	52	48
H 1/31	Missouri (13)	L	57	62
H 2/4	Kansas	W	57	54
A 2/7	Iowa State	W	66	56
A 2/11	Oklahoma	L	60	65
H 2/14	Colorado	W	80	61
H 2/18	Kansas State	L	53	65
A 2/21	Missouri (OT, 14)	L	84	95
H 2/28	Oklahoma State	W	60	54
A 3/3	Kansas	W	62	58

H 3/6	Iowa State	W	82	66
-------	------------	---	----	----

*Las Cruces, N.M.

Season Notes: Jerry Fort was a first-team All-Big Eight selection for third straight season, finished career with then-NU-record 1,882 points...Huskers reached 19-win mark for first time since a 20-5 record in 1965-66...Larry Cox led the Big Eight and set an NU single-season record for field-goal percentage with a .672 mark...Cox shot a Big Eight-record .625 from the field for his career...as a team, the Huskers led the Big Eight and finished eighth nationally in scoring defense, yielding 62.8 points per game...NU says good-bye to the NU Coliseum, the home of Husker basketball since the 1925-26 season, with an 82-66 victory over Iowa State, March 6, 1975.

1976-77

Overall Record: 15-14
 Conference: 7-7 in Big Eight (5th)
 Home: 7-4 (5-2) Away: 8-10 (2-5)
 Coach: Joe Cipriano

H 11/27	Iowa	L	57	71
A 11/29	Washington (OT)	W	59	58
A 12/1	Hawaii-Hilo	L	66	71
A 12/2	Hawaii	W	64	59
A 12/3	Hawaii	W	60	59
H 12/8	Minnesota	L	58	66
A 12/11	Illinois	L	63	67
H 12/13	NW Missouri State	W	88	53
A 12/20	Northwestern	W	71	68
H 12/22	Mankato State	W	64	61

Big Eight Holiday Tournament

KC 12/28	Colorado	L	50	55
KC 12/29	Iowa State	W	75	55
KC 12/30	Oklahoma	W	66	56
A 1/3	South Carolina	L	49	54
H 1/8	Kansas State	L	52	57
H 1/12	Colorado	W	69	54
A 1/15	Iowa State	W	49	48
H 1/19	Oklahoma	L	58	65
A 1/22	Missouri	L	63	76
H 1/26	Kansas	W	60	57
H 1/29	Oklahoma State	W	66	54
A 2/2	Colorado	W	73	62
H 2/5	Iowa State	W	66	51
A 2/9	Kansas State	L	62	67
H 2/12	Missouri	W	60	58
A 2/16	Oklahoma	L	62	72
A 2/19	Kansas	L	66	74
A 2/23	Oklahoma State	L	60	62

Big Eight Tournament

A 2/26	Kansas	L	58	61
--------	--------	---	----	----

N 2018-19 NEBRASKA BASKETBALL

ALL-TIME RESULTS



Joe Cipriano guided the Husker basketball program for 17 years and won 254 games before passing away in 1980. Cipriano led the Huskers to its first three postseason berths in school history.

Season Notes: After some 50 years of play in the NU Coliseum, Nebraska moved into the 15,000-seat NU Sports Complex, which would later be renamed the Bob Devaney Sports Center after the Huskers' longtime football coach and athletic director...Huskers led the Big Eight and ranked sixth nationally in scoring defense at 61.1 points per game, lowest since 1958-59 squad allowed 60.2 points per game...Nebraska and Creighton met for the first time since the 1931-32 season...first year Big Eight sponsored a season-ending tournament to determine league's automatic bid to the NCAA Tournament.

1977-78

Overall Record: 22-8
 Conference: 9-5 in Big Eight (2nd)
 Home: 14-2 (5-2) Away: 7-6 (4-3)
 Coach: Joe Cipriano

H	12/2	Missouri Southern.....	W	61	54
H	12/9	Creighton.....	W	65	58
H	12/10	South Dakota.....	W	74	64
H	12/12	Nevada-Reno.....	W	67	50
H	12/16	California-Davis.....	W	69	64
H	12/17	Mississippi.....	W	80	70
A	12/19	Minnesota.....	W	63	49
H	12/21	Western Illinois.....	W	73	72
H	12/23	Montana State.....	W	104	60

Big Eight Holiday Tournament

KC	12/27	Oklahoma State.....	W	70	58
KC	12/29	Kansas State.....	L	60	69
KC	12/30	Oklahoma.....	W	75	68
A	1/7	Kansas State.....	W	77	63
A	1/11	Colorado.....	L	64	73
H	1/14	Iowa State.....	L	59	65
A	1/18	Oklahoma.....	W	78	64
H	1/21	Missouri.....	W	56	55
H	1/25	Kansas (8).....	W	62	58
H	1/28	Oklahoma State.....	W	63	57
H	2/1	Colorado.....	W	86	75
A	2/4	Iowa State.....	W	62	56
H	2/8	19/Kansas State.....	W	63	50
A	2/11	19/Missouri.....	L	52	74
H	2/15	Oklahoma.....	L	68	74
A	2/18	Kansas (6).....	L	70	75

A	2/25	Oklahoma State.....	W	67	56
---	------	---------------------	---	----	----

Big Eight Tournament*

N	2/28	Oklahoma State.....	W	71	63
N	3/3	Missouri.....	L	58	61

National Invitation Tournament

H	3/8	Utah State.....	W	67	66
A	3/15	Texas (17).....	L	48	67

Season Notes: Nebraska earned first postseason tournament bid since 1966-67, and advanced to second round of NIT before being knocked out by champion Texas...NU tied school record for season victories and its second-place league finish was its highest since 1965-66 season...Brian Banks earned first-team All-Big Eight honors, while Carl McPipe was named one of 12 All-America centers, by Citizens Saving Athletic Foundation...NU led Big Eight and ranked eighth nationally in scoring defense, allowing 62.9 ppg...NU was only Big Eight team to beat league champion Kansas...Coach Cipriano picked up his 200th win at NU with Huskers' victory over Missouri Southern.

1978-79

Overall Record: 14-13
 Conference: 7-7 in Big Eight (5th)
 Home: 9-2 (6-1) Away: 5-11 (1-6)
 Coach: Joe Cipriano

A	11/24	Alabama-Birmingham	W	64	55
H	11/25	Arkansas Tech.....	W	70	59
H	11/28	Minnesota.....	W	58	48
H	12/2	Purdue.....	L	47	58
A	12/9	Creighton.....	L	61	78
H	12/13	Sacramento State.....	W	91	56
N	12/16	Mississippi*.....	L	67	70

Rebel Roundup**

N	12/22	UC-Santa Barbara.....	W	75	55
A	12/23	UNLV (18).....	L	63	79

Big Eight Holiday Tournament

KC	12/28	Missouri (OT).....	W	58	56
KC	12/29	Colorado.....	L	61	74
KC	12/30	Oklahoma.....	W	69	53
A	1/6	Iowa State.....	W	72	68
A	1/13	Colorado.....	L	61	64
H	1/17	Kansas State.....	W	55	53

A	1/20	Missouri.....	L	60	76
H	1/24	Oklahoma.....	W	74	56
H	1/27	Kansas (OT).....	W	66	64
A	1/31	Oklahoma State.....	L	57	66
H	2/3	Colorado.....	W	79	52
A	2/7	Kansas State.....	L	46	58
H	2/10	Iowa State.....	L	46	48
A	2/14	Oklahoma.....	L	58	79
H	2/17	Missouri.....	W	76	64
A	2/21	Kansas.....	L	59	66
H	2/24	Oklahoma State.....	W	76	67

Big Eight Tournament

A	2/28	Kansas State (20T).....	L	60	61
---	------	-------------------------	---	----	----

*Biloxi, Miss.; **Las Vegas, Nev.

Season Notes: Huskers led the Big Eight and ranked ninth nationally in team defense at 62.3 ppg...NU's 17-for-17 effort at the free-throw line at Oklahoma State stands as best single-game free-throw percentage mark in school history...Andre Smith was a second-team UPI All-Big Eight pick and led team in scoring at 13.5 ppg...Carl McPipe, one-half of the Huskers' "Hammond Hustlers," was named to USBWA District V all-star team and finished career with 1,300 points...the other half of the "Hammond Hustlers," Brian Banks, ended career with 1,150 points...final year of Big Eight Holiday Tournament, an event that started in 1946.

1979-80

Overall Record: 18-13
 Conference: 8-6 in Big Eight (t-2nd)
 Home: 14-2 (5-2) Away: 4-11 (3-4)
 Coach: Joe Cipriano

Assistant Coach: Moe Iba

H	11/30	South Dakota State.....	W	100	83
H	12/1	Portland State.....	W	74	52
H	12/3	Eastern Washington.....	W	82	68
H	12/8	Creighton.....	W	64	55
A	12/11	Purdue (9).....	L	56	78
H	12/13	Cal State-Bakersfield.....	W	94	80
A	12/15	Minnesota.....	L	58	75
H	12/22	UAB (40T).....	W	92	84

Rainbow Classic*

N	12/27	Wisconsin* (OT).....	W	83	82
N	12/29	Hawaii*.....	L	55	67
N	12/30	Louisville* (12).....	L	58	65
A	1/2	Idaho.....	L	55	64
H	1/4	Wisconsin-Oshkosh.....	W	96	72
H	1/5	Angelo State.....	W	83	70
A	1/9	Iowa State.....	W	58	50
H	1/12	Missouri (13).....	L	63	84
H	1/16	Kansas.....	W	64	57
A	1/19	Colorado.....	W	53	44
H	1/23	Oklahoma State (OT).....	W	74	73
A	1/26	Kansas State (20T).....	L	64	66
H	1/30	Oklahoma.....	W	59	58
A	2/2	Missouri (14).....	L	60	73
A	2/5	Kansas.....	W	61	56
H	2/9	Iowa State.....	W	69	66
A	2/13	Oklahoma State.....	L	68	83
H	2/16	Colorado.....	L	55	56
H	2/20	Kansas State.....	W	70	58
A	2/23	Oklahoma.....	L	60	78

Big Eight Tournament

H	2/26	Oklahoma.....	W	75	68
N	2/29	Kansas State^.....	L	59	60

National Invitation Tournament

A	3/6	Michigan.....	L	69	76
---	-----	---------------	---	----	----

*Honolulu, Hawaii; ^Kansas City, Mo.

Season Notes: Picked to finish sixth in a preseason poll of Big Eight media, NU wound up in second-place tie and earned its third NIT berth...Huskers' had longest game ever, a four-overtime affair, against Alabama-Birmingham...Joe Cipriano, who was stricken with cancer, was named UPI Big Eight Co-Coach of the Year with assistant Moe Iba, who guided Huskers in Cip's absence...Iba was tabbed AP Big Eight Coach of the Year and NABC District 12 Coach of the Year...Andre Smith led team in scoring for second straight season with a 19.4 average and was first-team AP/UPI All-Big Eight performer and AP honorable-mention All-American...Jack Moore was second-team AP All-Big Eight pick.

1980-81

Overall Record: 15-12
 Conference: 9-5 in Big Eight (t-2nd)
 Home: 11-4 (6-1) Away: 4-8 (3-4)
 Coach: Moe Iba

H	11/28	Wyoming (OT).....	L	59	62
H	11/29	Idaho.....	L	53	64
A	12/6	Creighton (OT).....	L	61	66
H	12/9	Penn State.....	W	75	50

Utah Classic*

N	12/12	Loyola Marymount*.....	W	67	66
A	12/13	Utah*.....	L	55	57
H	12/20	NW Missouri State.....	W	79	59
H	12/22	Colorado State.....	W	54	48
H	12/23	Montana.....	W	69	46
A	12/27	Ball State.....	L	62	67
A	12/30	Arkansas.....	L	52	64
H	1/5	Sonoma State.....	W	84	49
H	1/14	Kansas State.....	W	59	49
A	1/17	Oklahoma State.....	L	70	81
H	1/21	Colorado.....	L	59	62
H	1/24	Missouri.....	W	66	53
A	1/28	Iowa State.....	W	61	56
H	1/31	Kansas (18).....	W	57	54
A	2/4	Oklahoma.....	W	71	59
H	2/7	Oklahoma State.....	W	62	54
A	2/11	Colorado.....	W	57	56
A	2/14	Kansas State.....	L	49	66
H	2/18	Iowa State.....	W	81	61
A	2/21	Missouri.....	L	45	55
A	2/25	Kansas.....	L	49	75
H	2/28	Oklahoma.....	W	90	63

Big Eight Tournament

H	3/3	Colorado.....	L	66	70
---	-----	---------------	---	----	----

Season Notes: Coach Joe Cipriano died after year-long battle with cancer three days before season opener, and Moe Iba was named Huskers' acting head coach...Iba was UPI Big Eight Coach of the Year for leading NU to its second straight second-place league finish...Andre Smith was AP/UPI Big Eight Player of the Year, first-team AP/UPI All-Big Eight selection, USBWA District V performer and an AP honorable-mention All-American...Smith led league in scoring for conference games only with a 19.5 average, while his 589 field-goal percentage mark for all games topped league...Jack Moore was second-team AP All-Big Eight and a CoSIDA Second-Team Academic All-American...Moore led league in free-throw percentage (.922)...Devaney Center-record crowd of 15,038 watched NU stop Oklahoma State, 62-54.

1981-82

Overall Record: 16-12
 Conference: 7-7 in Big Eight (t-4th)
 Home: 11-3 (5-2) Away: 5-9 (2-5)
 Coach: Moe Iba

A	11/27	Wyoming.....	L	48	62
H	11/30	UW-Stevens Point.....	W	74	45
H	12/5	Creighton.....	W	86	46
H	12/7	South Dakota State.....	W	70	51
A	12/9	Baylor.....	W	64	63
H	12/19	Ball State.....	W	71	57
H	12/21	Penn State.....	L	58	60
A	12/23	Colorado State (OT).....	L	51	58

Holiday Classic*

N	12/28	Air Force*.....	W	63	47
A	12/29	Northern Iowa*.....	W	53	42
H	1/6	Sacramento State.....	W	93	61
H	1/9	Arkansas (11).....	L	50	51
H	1/13	Kansas.....	W	75	55
H	1/16	Missouri (2).....	L	42	44
A	1/20	Oklahoma State.....	L	50	52
H	1/23	Iowa State.....	W	60	47
A	1/27	Oklahoma.....	L	48	51
A	1/30	Colorado.....	W	74	57
H	2/3	Kansas State (t19).....	L	64	75
A	2/6	Missouri (1).....	W	67	51
H	2/10	Oklahoma State.....	W	75	63
A	2/13	Kansas.....	L	63	66
H	2/15	Oklahoma.....	W	65	51
A	2/20	Iowa State.....	L	61	63
H	2/24	Colorado.....	W	79	57



Jack Moore won the Pomeroy-Naismith Award in 1982 for the nation's top player under six feet. Moore totaled 1,204 points and 382 assists and 184 rebounds in his Husker career.

A	2/27	Kansas State	L	50	67
Big Eight Tournament					
H	3/2	Oklahoma State	W	60	49
N	3/5	Missouri [^] (5)	L	53	58
[^] Cedar Falls, Iowa; [^] Kansas City, Mo.					
Season Notes: NU scored one of its biggest wins ever, a 67-51 victory at 19-0 and No. 1 Missouri...Jack Moore earned Naismith Award, given annually to nation's best player under 6-0 tall, and was AP/UPI first-team All-Big Eight pick and third-team UPI All-American...Moore joined 1,000-point club, finishing career with 1,204 points...Moore hit Big Eight-record .939 from free throw line for season, .901 mark for career was best ever by Big Eight performer and second-best all-time in NCAA Division I history at that time.					

1982-83

Overall Record: 22-10
 Conference: 9-5 in Big Eight (t-3rd)
 Home: 17-1 (6-1) Away: 5-9 (3-4)
 Coach: Moe Iba

H	11/26	Denver	W	94	58
A	11/29	Montana	L	51	61
A	12/4	Creighton	W	65	62
H	12/8	UMKC	W	69	50
H	12/11	Baylor	W	59	56
H	12/18	Wyoming	W	68	57
H	12/20	Missouri Western	W	93	43
Hoosier Classic*					
N	12/29	Cornell*	W	66	56
N	12/30	Indiana* (1)	L	50	67
N	1/3	Arkansas** (11)	L	58	64
H	1/7	Mesa	W	94	57
H	1/15	SW Missouri State	W	98	46
A	1/18	Iowa State	W	59	54
A	1/22	Colorado	L	69	72
H	1/26	Kansas State	W	59	43
A	1/29	Missouri (13)	L	56	79
H	2/2	Oklahoma	W	60	59
H	2/5	Kansas	W	68	61
A	2/9	Oklahoma State (20T)	L	63	71
H	2/12	Colorado	W	68	56
A	2/16	Kansas State	W	56	45
H	2/19	Iowa State	W	67	66

A	2/24	Oklahoma	L	71	84
H	2/26	Missouri (15)	L	51	54
A	3/2	Kansas	W	60	58
H	3/5	Oklahoma State	W	77	68
Big Eight Tournament					
H	3/8	Iowa State	W	94	71
N	3/11	Missouri [^] (12)	L	63	69
National Invitation Tournament					
H	3/17	Tulane	W	72	65
H	3/21	Iona	W	85	73
H	3/24	Texas Christian	W	67	57
NY	3/28	DePaul	L	58	68

[^]Indianapolis, Ind. ^{**}Little Rock, Ark. [^]Kansas City, Mo.
 Season Notes: Nebraska tied school record for victories in a 22-10 season, and advanced further in postseason play than any previous Husker squad by reaching the semifinals of the National Invitation Tournament... freshman Dave Hoppen, who set seven NU freshman records and led the Huskers in scoring with a 13.9 average, was a second-team All-Big Eight pick, and was named to the All-National Invitation Tournament team and the league's all-freshman team.

1983-84

Overall Record: 18-12
 Conference: 7-7 in Big Eight (3rd)
 Home: 11-6 (3-4) Away: 7-6 (4-3)
 Coach: Moe Iba

H	11/26	Augustana (S.D.)	W	113	69
H	11/29	Texas Tech	L	45	59
H	12/3	Creighton	W	65	56
A	12/5	Wisconsin (20T)	W	71	69
H	12/7	NW Missouri State	W	82	61
H	12/10	Arkansas (15)	W	67	54
H	12/17	Northern Iowa	W	90	64
A	12/20	Wyoming	W	67	64
Cotton States Classic*					
A	12/28	Georgia Tech*	L	49	66
N	12/29	Michigan State*	L	45	58
H	1/4	Colorado State	W	56	54
H	1/7	NW Missouri State	W	93	67
H	1/14	Eastern Washington	W	105	71
A	1/18	Iowa State	W	64	63
H	1/21	Missouri	L	48	50

A	1/25	Kansas	L	61	77
A	1/28	Colorado	L	57	60
H	2/1	Oklahoma State (OT)	W	54	52
A	2/4	Kansas State	W	47	46
H	2/8	Oklahoma (10)	L	67	78
A	2/11	Missouri (OT)	W	61	56
H	2/15	Kansas	L	66	67
H	2/18	Iowa State	L	48	69
A	2/22	Oklahoma State	W	67	64
H	2/25	Colorado	W	75	67
H	2/28	Kansas State	W	63	56
A	3/1	Oklahoma (6)	L	70	79
Big Eight Tournament					
H	3/7	Kansas State	L	39	41
National Invitation Tournament					
A	3/15	Creighton	W	56	54
A	3/19	Xavier	L	57	58

^{*}Atlanta, Ga.
 Season Notes: Nebraska earned back-to-back postseason tournament bids for the first time in school history, advanced to the second round of the NIT... Huskers' 11th straight winning season...Dave Hoppen tops the 1,000-point mark in his career and earns first-team All-Big Eight honors.

1984-85

Overall Record: 16-14
 Conference: 5-9 in Big Eight (t-5th)
 Home: 12-3 (5-2) Away: 4-11 (0-7)
 Coach: Moe Iba

H	11/29	Southern Colorado	W	89	67
H	12/1	South Dakota	W	101	69
H	12/3	Montana State	W	86	65
A	12/8	Creighton	W	78	73
H	12/10	Wyoming	W	79	65
H	12/12	Wisconsin	W	53	51
A	12/15	Texas Tech (OT)	W	79	74
H	12/22	Washington State	L	58	63

Cable Car Classic*					
N	12/28	California-Irvine*	W	73	67
A	12/29	Santa Clara*	L	59	78
A	1/3	Evansville	L	73	80
H	1/9	UW-Stevens Point	W	69	62
A	1/12	Colorado State (20T)	W	88	78
H	1/16	Kansas State	W	75	63
A	1/19	Oklahoma State	L	66	68
H	1/23	Colorado	W	85	67
H	1/26	Missouri	W	74	66
A	1/30	Iowa State	L	65	76
H	2/2	Kansas (19)	L	80	91
A	2/6	Oklahoma (7)	L	74	83
H	2/9	Oklahoma State	W	66	48
A	2/13	Colorado	L	61	64
A	2/16	Kansas State	L	62	68
H	2/21	Iowa State	W	74	57
A	2/23	Missouri	L	50	69
A	2/28	Kansas (11)	L	65	70
H	3/2	Oklahoma (6)	L	62	65

Season Notes: Nebraska made third straight National Invitation Tournament appearance and posted 12th straight winning season...Dave Hoppen earned first-team All-Big Eight honors for the second straight season and became first Husker to score 700 points in a season, as he finished with 704...Hoppen broke six school records... Brian Carr set four Big Eight assist records, led league in assists per game (8.1) and tied NCAA single-game record of 18 at Evansville.

1985-86

Overall Record: 19-11
 Conference: 8-6 in Big Eight (3rd)
 Home: 10-5 (4-3) Away: 9-6 (4-3)
 Coach: Moe Iba

H	11/23	Wisconsin-Stout	W	71	53
H	11/26	Southern Illinois	W	85	50
A	11/30	Wyoming	W	64	53

H	12/2	California-Irvine	L	80	87
H	12/7	Creighton	W	71	52
A	12/12	Washington State	W	79	72
A	12/14	Montana State	W	76	59
H	12/20	Georgia	L	63	67
H	12/23	Arizona State	W	80	67
Sun Bowl Classic*					
N	12/29	Alabama*	L	61	78
N	12/30	Ohio State*	W	69	66
H	1/6	Evansville	W	77	70
H	1/11	NW Missouri State	W	99	56
H	1/15	Kansas (8)	L	70	81
H	1/18	Missouri	L	67	68
A	1/22	Oklahoma State	W	62	61
H	1/25	Iowa State	W	75	58
A	1/29	Oklahoma (6)	L	60	87
A	2/1	Colorado	W	77	60
H	2/5	Kansas State***	L	54	64
A	2/8	Missouri	W	75	66
H	2/12	Oklahoma State	W	68	52
A	2/15	Kansas (3)	L	61	79
H	2/19	Oklahoma (10)	W	66	64
A	2/22	Iowa State	L	73	81
H	2/26	Colorado	W	79	72
A	3/1	Kansas State	W	64	60
Big Eight Tournament [^]					
N	3/7	Oklahoma State	W	82	75
N	3/8	Iowa State	L	58	75
NCAA Tournament					
N	3/14	Western Kentucky**	L	59	67

^{*}El Paso, Texas; ^{**}Charlotte, N.C.; ^{***}Kansas State later forfeited; [^]Kansas City, Mo.
 Season Notes: Nebraska lost All-Big Eight center Dave Hoppen for season with a knee injury in Feb. 1 game at Colorado, but rebounded to make school's first-ever NCAA Tournament appearance...Huskers' loss to Western Kentucky in NCAA first round was last game for Coach Moe Iba, who resigned following the game... Hoppen was first-team All-Big Eight pick for third straight season, finished career with a school-record 2,167 points and became first Husker basketball player to have his jersey retired (No. 42)...during his career, Hoppen broke or tied 19 school records and five Big Eight Conference marks...Brian Carr became school's all-time assist leader...Bernard Day picked up the slack and shared team MVP award with the three-time All-Big Eight selection.

1986-87

Overall Record: 21-12
 Conference: 7-7 in Big Eight (5th)
 Home: 15-2 (5-2) Away: 6-10 (2-5)
 Coach: Danny Nee

A	11/28	California-Irvine	L	101	109
H	12/1	Oregon	W	76	60
A	12/6	Creighton	L	66	78
A	12/10	Southern Illinois	W	87	85
A	12/14	Texas A&M	L	64	66
H	12/20	Wyoming	W	62	61
H	12/22	Detroit	W	71	55
H	12/27	Missouri-St. Louis	W	89	63
Rochester Classic*					
N	12/29	Butler*	W	67	56
N	12/30	San Francisco*	W	66	60
H	1/3	Creighton (OT)	W	70	65
H	1/5	NW Missouri State	W	105	64
H	1/7	Brooklyn	W	62	46
A	1/10	Kansas State	L	82	114
H	1/17	Colorado	W	86	66
A	1/20	Iowa State	L	75	91
A	1/22	Kansas	L	65	86
H	1/28	Missouri	L	71	87
H	2/1	Oklahoma State	W	73	66
H	2/4	Oklahoma (8)	L	66	80
A	2/7	Colorado	W	68	65
H	2/11	Iowa State	W	66	65
H	2/14	Kansas State	W	78	76
A	2/18	Missouri	L	64	80
A	2/21	Oklahoma (13)	L	97	133
A	2/25	Oklahoma State (20T)	W	79	77
H	2/28	Kansas (OT, 16)	W	83	81
Big Eight Tournament [^]					

N 2018-19 NEBRASKA BASKETBALL

ALL-TIME RESULTS

N	3/6	Kansas State	L	45	47
National Invitation Tournament						
H	3/11	Marquette	W	78	76
H	3/17	Arkansas	W	78	71
H	3/21	Washington	W	81	76
NY	3/24	Southern Mississippi	L	75	82
NY	3/26	Arkansas-Little Rock (OT)	... W	76	67	

*Rochester, N.Y.; *Kansas City, Mo.
Season Notes: Under the direction of first-year Coach Danny Nee, Nebraska finished 21-12, missed school record for season wins by one, and finished third in the National Invitation Tournament...Huskers recorded their 14th straight winning season and made their fifth straight postseason tourney appearance...Brian Carr was a second-team All-Big Eight pick, ended career with 682 assists, two off the league record of 684 set by Kansas' Cedric Hunter.

1987-88

Overall Record: 13-18
Conference: 4-10 in Big Eight (7th)
Home: 8-6 (3-4) Away: 5-12 (1-6)
Coach: Danny Nee
Maui Classic*

N	11/27	Villanova*	L	53	70
N	11/28	Baylor*	L	79	82
A	11/29	Chaminade*	W	76	75
H	12/2	Texas A&M	W	92	60

Ameritas Classic**


H	12/4	Lehigh**	W	71	66
H	12/5	Ohio State**	L	63	72
A	12/7	Detroit	W	63	58
A	12/9	Creighton	L	73	88
A	12/12	Oregon	W	67	62
A	12/19	Wyoming (6)	L	58	87
H	12/21	Brooklyn	W	72	44
A	12/30	Drake	L	68	85

H	1/2	Columbia	W	82	62
A	1/4	Furman (OT)	W	75	74
H	1/6	Grambling State (OT)	L	68	71
H	1/16	Missouri	W	70	68
A	1/20	Iowa State (10)	L	76	114
H	1/25	Nebraska-Omaha	W	96	67
H	1/27	Kansas	W	70	68
A	1/30	Colorado	W	63	57
H	2/4	Oklahoma State	L	56	72
A	2/6	Kansas State	L	63	65
H	2/9	Oklahoma (4)	L	77	92
A	2/11	Missouri	L	67	92
A	2/16	Kansas	L	48	70
H	2/21	Colorado	W	75	67
A	2/24	Oklahoma State	L	73	90
H	2/27	Iowa State	L	84	85
H	3/2	Kansas State	L	67	77
A	3/5	Oklahoma (4)	L	93	113

Big Eight Tournament^
N 3/11 Kansas State L 70 75
*Lahaina, Hawaii; *Kansas City, Mo.
Season Notes: Nebraska's strings of 14-straight winning seasons and five consecutive postseason tournament bids both ended, as the Huskers finished 13-18...Rich King and Clifford Scales named to the Big Eight's all-freshman team...Henry T. Buchanan earned honorable-mention All-Big Eight honors and first-team academic All-Big Eight honors...Pete Manning led the Big Eight in field-goal percentage at .590...NU beat eventual national champ for first time, with win over Kansas, 70-68, on a jumper by Beau Reid as time expired.

1988-89

Overall Record: 17-16
Conference: 4-10 in Big Eight (7th)
Home: 14-4 (4-3) Away: 3-12 (0-7)
Head Coach: Danny Nee



The tallest player in school history at 7-2, Rich King was a first-round draft pick of the Seattle SuperSonics. King finished his career as Nebraska's single-season and career record holder in blocked shots.

H	11/26	Creighton	W	86	77
H	11/30	Michigan State	L	75	77
Ameritas Classic*						
H	12/2	North Texas*	W	90	84
H	12/3	San Jose State*	W	90	76
A	12/5	Idaho	L	68	83
A	12/11	Texas Tech	W	71	69
A	12/14	Ohio State (14)	L	76	103
H	12/17	Furman	W	69	56
H	12/23	Drake	W	65	57

Chaminade New Year's Classic**

A	12/28	Chaminade**	W	86	85
N	12/29	Morehead State**	W	81	77
N	12/30	Louisiana State**	L	87	90

H	1/5	Sam Houston State	W	89	70
H	1/9	Oklahoma (4)	L	81	89
H	1/12	Northern Illinois	W	71	56
A	1/14	Oklahoma State	L	69	82
H	1/17	Maryland-Baltimore Co.	W	86	65
H	1/21	Kansas State	L	68	80
H	1/23	Wyoming	W	71	58
H	1/28	Missouri (5)	L	72	89
A	1/31	Iowa State	L	76	88
H	2/4	Kansas (18)	W	74	70
A	2/8	Colorado	L	80	83
A	2/11	Kansas State	L	66	80
H	2/14	Oklahoma State	W	79	77
A	2/19	Missouri (3)	L	63	79
H	2/22	Colorado	W	97	59
H	2/25	Iowa State	W	77	74
A	3/1	Kansas	L	71	80
A	3/4	Oklahoma (4)	L	76	103

Big Eight Tournament^
N 3/10 Missouri (10) L 70 98
National Invitation Tournament
H 3/16 Arkansas State W 81 79
A 3/20 Ohio State L 74 85
**Honolulu, Hawaii; *Kansas City, Mo.
Season Notes: Huskers made second postseason tournament appearance in three seasons under Coach Danny Nee, advanced to second round of NIT...Beau Reid earned third-team academic All-America honors and was first-team academic All-Big Eight pick...Eric Johnson and Rich King earned honorable-mention All-Big Eight honors...Johnson broke then-NU single-season record for steals (68), King set then-school marks for blocks in game (5), season (50) and career (70).

1989-90

Overall Record: 10-18
Conference: 3-11 in Big Eight (7th)
Home: 9-6 (2-5) Away: 1-12 (1-6)
Coach: Danny Nee

H	11/25	UMKC	W	91	76
A	11/27	Miami (Ohio)	L	71	91
A	11/29	Michigan State	L	69	80

Ameritas Classic*

H	12/1	Harvard*	W	117	79
H	12/2	Pepperdine*	W	104	100
A	12/5	Northern Illinois	L	56	65
H	12/9	Texas Tech	W	76	69
H	12/11	Idaho	L	72	79
A	12/14	Creighton	L	83	86
H	12/30	Wagner	W	88	67
H	1/6	Sam Houston State	W	99	91
H	1/8	Kansas (1)	L	93	98
H	1/13	Missouri (5)	L	95	111
H	1/16	Chicago State	W	92	57
A	1/20	Oklahoma State	L	71	84
A	1/22	Wyoming	L	65	95
H	1/27	Iowa State	L	83	91
A	1/31	Oklahoma (9)	L	64	105
H	2/3	Kansas State	W	74	71
A	2/7	Colorado	W	91	82
A	2/10	Missouri (1)	L	85	107
H	2/14	Oklahoma State	L	84	103
A	2/17	Kansas (1)	L	67	94
H	2/21	Oklahoma (10)	L	66	88
A	2/24	Iowa State	L	85	101
H	2/28	Colorado	W	96	82
A	3/3	Kansas State	L	57	80

Big Eight Tournament^

N	3/9	Oklahoma (1)	L	65	78
---	-----	--------------	-------	---	----	----

*Kansas City, Mo.
Season Notes: NU's top scorer the previous year, Beau Reid sustained a preseason knee injury that limited him for much of the season...Rich King, Clifford Scales, Carl Hayes earned honorable-mention All-Big Eight honors... King set the school career blocks record at 115.

1990-91

Overall Record: 26-8
Conference: 9-5 in Big Eight (3rd)
Home: 14-1 (6-1) Away: 12-7 (3-4)
Coach: Danny Nee
San Juan Shootout*

N	11/23	Saint Louis*	W	107	79
N	11/24	Illinois*	W	100	73
N	11/25	Murray State*	L	79	81
H	11/28	Michigan State (5)	W	71	69
A	12/3	Eastern Illinois	W	94	64
H	12/6	Creighton	W	97	63
H	12/8	Toledo	W	105	68
A	12/11	Wisconsin	W	75	63

Ameritas Classic**

H	12/14	Tennessee Tech**	W	113	92
H	12/15	Bowling Green**	W	99	85
H	12/22	22/Miami (Ohio)	W	88	73
H	12/28	22/Idaho	W	85	65
A	12/30	22/The Citadel	W	94	80
A	1/2	19/UW-Green Bay	W	70	63
A	1/5	19/Kansas State	W	74	69
A	1/9	18/UMKC	W	97	78
H	1/12	18/Iowa State	W	97	87
A	1/22	14/Colorado	L	69	86
A	1/26	14/Oklahoma (13)	W	111	99
H	1/30	11/Missouri	W	89	75
H	2/2	11/Oklahoma State	L	68	81
A	2/5	15/Kansas (18)	L	77	85
H	2/9	15/Colorado	W	86	72
A	2/13	17/Iowa State	W	65	57
H	2/16	17/Oklahoma	W	105	93
H	2/18	17/Northern Illinois	W	82	73
A	2/20	14/Missouri	L	71	91
H	2/23	14/Kansas State	W	85	78
A	2/27	15/Oklahoma State (12)	L	69	80
H	3/3	15/Kansas (10)	W	85	75

Big Eight Tournament^
N 3/8 13/Oklahoma (OT) W 117 113
N 3/9 13/Kansas (12) W 87 83
N 3/10 13/Missouri L 82 90

NCAA Tournament***
N 3/14 11/Xavier L 84 89
*San Juan, Puerto Rico; ***Minneapolis, Minn.; *Kansas City, Mo.
Season Notes: After three straight seventh-place Big Eight finishes, Nebraska won a school-record 26 games (against eight losses) and made school's second-ever NCAA Tournament appearance...Huskers held a national ranking for a school-record 14 straight weeks, finished with highest rankings ever of No. 9 by UPI and No. 11 by AP...NU finished third in Big Eight race after being tabbed for eighth in preseason poll of league media and made its first-ever appearance in the league's postseason tournament title game...Cornhuskers had school-record tying 14-game win string from late November through late January...Rich King was second-team All-Big Eight pick, finished career with fourth-highest point total in school history (1,475) and would go on to become NU's first-ever NBA first-round draft pick (14th pick, Seattle SuperSonics).

1991-92
Overall Record: 19-10
Conference: 7-7 in Big Eight (5th)
Home: 14-2 (5-2) Away: 5-8 (2-5)
Coach: Danny Nee

1991-92

H	11/23	Sam Houston State	W	91	42
H	11/25	Southern California	W	93	84
A	11/30	Southern Utah	W	106	101
H	12/2	The Citadel	W	84	61
A	12/4	Michigan State (22)	L	78	101
A	12/7	Creighton	W	90	85
H	12/11	Wisconsin	W	86	67

Ameritas Classic*

H	12/20	Texas A&M*	W	91	68
H	12/21	Eastern Washington*	W	102	67
H	12/30	UW-Green Bay.....	W	76	68
A	1/2	Toledo.....	W	57	52
H	1/4	Eastern Illinois.....	W	81	68
A	1/11	Colorado.....	W	84	74
H	1/18	Missouri (13).....	L	73	83
H	1/20	UMKC.....	W	74	71
A	1/25	Kansas (5).....	L	78	103
H	1/28	Oklahoma (18).....	L	76	79
H	2/1	Iowa State.....	W	68	63
H	2/5	Oklahoma State (2).....	W	85	69
A	2/8	Kansas State.....	L	66	70
A	2/17	Missouri (9).....	L	61	87
H	2/19	Kansas (OT, 3).....	W	81	79
A	2/22	Iowa State (23).....	W	80	70
A	2/26	25/Oklahoma St. (14).....	L	51	72
H	2/29	25/Colorado.....	W	84	70
H	3/4	Kansas State.....	W	91	62
A	3/7	Oklahoma.....	L	97	106

Big Eight Tournament*					
N	3/13	Oklahoma (24).....	L	85	107

NCAA Tournament					
N	3/19	Connecticut**.....	L	65	86

**Cincinnati, Ohio; *Kansas City, Mo.

Season Notes: Nebraska made back-to-back NCAA Tournament appearances for the first time ever...picked to finish sixth in a preseason poll of Big Eight media, the Huskers were fifth at 7-7...Huskers' appearance at No. 25 in the Feb. 24 AP poll marked first time NU had been rated in consecutive years...eight of 10 losses were to nationally ranked opponents and all 10 were to postseason tournament teams...two biggest wins of the season came in February, an 86-65 decision over 20-0 and No. 2 Oklahoma State and an 81-79 overtime victory over No. 3 Kansas two weeks later...Jamar Johnson was second-team All-Big Eight pick...Derrick Chandler broke NU single-season record for blocked shots and finished year with second-highest one-year total in Big Eight history (91).

1992-93

Overall Record: 20-11					
Conference: 8-6 in Big Eight (t-2nd)					
Home: 14-2 (5-2) Away: 6-9 (3-4)					
Coach: Danny Nee					
Ameritas Classic*					
H	12/4	25/Colgate.....	W	108	76
H	12/5	25/Kent State*.....	W	85	61
H	12/7	25/The Citadel.....	W	86	46
H	12/10	25/Creighton.....	W	100	83
A	12/12	25/Wichita State.....	W	71	64
H	12/19	20/Appalachian St.....	W	93	83
H	12/21	17/Texas-Arlington.....	W	116	95
A	12/23	17/Southern California... L	64	74	

Rainbow Classic**					
N	12/28	20/Michigan** (6).....	L	73	88
N	12/29	20/Southwestern La.** ...	L	80	109
N	12/30	20/Fordham**.....	W	79	55
H	1/2	20/Eastern Illinois.....	W	70	54
H	1/5	Southern Utah.....	W	100	85
A	1/9	UMKC.....	W	66	65
A	1/14	Oklahoma (10).....	L	89	102
A	1/16	Oklahoma State.....	L	73	78
H	1/20	Sacramento State.....	W	86	70
H	1/23	Kansas State.....	L	64	66
A	1/25	Colorado.....	W	82	67
H	1/30	Missouri (OT).....	W	88	87
A	2/3	Iowa State.....	L	69	96
H	2/7	Kansas (3).....	W	68	64
A	2/13	Kansas State (23).....	W	80	59
H	2/15	Oklahoma State.....	L	63	73
A	2/21	Missouri.....	W	76	75
H	2/24	Colorado.....	W	76	67
H	2/27	Iowa State.....	W	91	87
A	3/3	Kansas (8).....	L	83	94
H	3/7	Oklahoma.....	W	94	83

Big Eight Tournament*					
N	3/12	Kansas State.....	L	45	47

NCAA Tournament					
N	3/19	New Mexico State*** (24).....	L	79	93

Honolulu, Hawaii; *Syracuse, N.Y.; *Kansas City, Mo.

Season Notes: For third straight season, Nebraska earns an NCAA Tournament invite...second time in three seasons that Cornhuskers win 20 games...Nee becomes first person in NU history to coach three 20-game winners...Eric Piatkowski earned first-team All-Big Eight honors, the first Husker honored since Dave Hoppen earned the last of three straight awards in 1985-86...Piatkowski became 16th player in school history to reach the 1,000-point plateau...Nebraska began year ranked 25th in AP poll, was ranked in six of first seven polls before falling out...Huskers' 21-point win at Manhattan, Kan., was their largest on the road in conference play since the 1931-32 season.

1993-94

Overall Record: 20-10					
Conference: 7-7 in Big Eight (4th)					
Home: 13-3 (5-2) Away: 7-7 (2-5)					
Coach: Danny Nee					

H	11/27	Texas-San Antonio.....	W	96	85
H	11/28	Texas.....	L	75	78
A	12/1	Appalachian State.....	L	82	91
Ameritas Classic*					
H	12/3	Ohio*.....	W	94	68
H	12/4	Portland*.....	W	111	85
A	12/9	Creighton.....	W	67	53
H	12/11	Wichita State.....	W	94	72
A	12/18	Michigan State.....	W	85	81
H	12/20	Florida A&M.....	W	86	61
H	12/31	Northern Iowa.....	W	70	63
A	1/3	Iowa State.....	W	78	72
H	1/5	Southern Utah.....	W	89	85
H	1/8	Colorado.....	W	106	67
H	1/15	UMKC.....	W	92	71
A	1/19	Colorado.....	L	81	86
H	1/24	Missouri (24).....	L	73	89
H	1/29	Oklahoma.....	L	76	79
A	2/6	Kansas (3).....	L	87	94
A	2/9	Kansas State.....	W	76	68
H	2/12	Iowa State.....	W	102	96
A	2/14	Oklahoma (OT).....	L	111	115
A	2/19	Oklahoma State.....	L	80	98
H	2/23	Kansas (10).....	W	96	87
H	2/26	Kansas State.....	W	86	77
H	3/2	Oklahoma State (21).....	W	89	81
A	3/5	Missouri (6).....	L	78	80

Big Eight Tournament*					
N	3/11	Oklahoma.....	W	105	88
N	3/12	Missouri (3).....	W	98	91
N	3/13	Oklahoma State (23).....	W	77	68
NCAA Tournament					
N	3/17	22/Pennsylvania**.....	L	80	90

**Long Island, N.Y.; *Kansas City, Mo.

Season Notes: For first time in school history, NU recorded back-to-back 20-win seasons, as Huskers finished 20-10 overall en route to a fourth straight NCAA Tournament appearance...after 1-2 start, NU ran off 11-straight wins, a streak highlighted by road wins at Michigan State and Iowa State (snapped Cyclones' 22-game homecourt win streak)...Huskers were 4-6 in Big Eight with four games to play, but rallied to win three of their last four, then went on to capture first-ever Phillips 66 Big Eight Tournament title...Eric Piatkowski earned first-team All-Big Eight honors for second straight season, averaged 21.5 points and finished his career as No. 2 scorer in school history with 1,817 points...Bruce Chubick earned first-team Phillips 66 Academic All-Big Eight honors for third straight season...NU was ranked 22nd in final AP poll, marking fourth straight season it appeared in the rankings, and only third time in school history it had been ranked in season-ending poll.



1990-91: 26-8 RECORD



1991-92: 19-10 RECORD



1992-93: 20-11 RECORD




1993-94: 20-10 RECORD

The Huskers made a school-record four straight NCAA Tournament appearances from 1991 to 1994.

2018-19 NEBRASKA BASKETBALL

ALL-TIME RESULTS



Andre Smith (left) was named the Big Eight Player of the Year in 1981 and earned honorable-mention All-America honors in each of his final two seasons at Nebraska. Venson Hamilton (right) earned Big 12 Player-of-the-Year honors, averaging 15.7 points and 10.2 rebounds per game in 1998-99. Hamilton holds NU career marks for rebounds (1,080) and blocked shots (241).

1994-95

Overall Record: 18-14
 Conference: 4-10 in Big Eight (7th)
 Home: 11-6 (2-5) Away: 7-8 (2-5)
 Coach: Danny Nee
 San Juan Shootout*

N	11/25	Northeast Louisiana ^A	W	99	77
N	11/26	Virginia Tech ^A	L	81	87
N	11/27	Coll. of Charleston ^A	W	74	72
Ameritas Classic*					
H	12/2	Morehead State*.....	W	96	55
H	12/3	Idaho State*.....	W	98	72
H	12/7	Creighton.....	W	85	57
H	12/10	Michigan St. (15, OT).....	W	96	91
H	12/17	Western Illinois.....	W	69	62
H	12/21	Northeastern Illinois.....	W	101	60
A	12/22	Northern Iowa (OT).....	W	95	88
H	12/29	23/Delaware State.....	W	94	52
H	12/31	23/Appalachian St.....	W	108	71
A	1/4	19/Texas.....	L	74	102
H	1/7	19/Missouri.....	L	74	82
A	1/9	Long Beach State.....	W	82	71
H	1/12	Kansas State.....	W	78	56
A	1/18	UMKC.....	W	63	60
A	1/23	Kansas (7).....	L	67	84
A	1/28	Oklahoma (25).....	L	72	82
H	2/1	Oklahoma State.....	L	65	82
H	2/5	Oklahoma (24).....	W	71	59
A	2/8	Colorado.....	W	100	86
A	2/11	Iowa State (19, OT).....	L	69	72
H	2/14	Kansas (3).....	L	68	91
A	2/18	Oklahoma State (22).....	L	53	93
A	2/22	Missouri (14).....	W	78	75
H	2/25	Colorado.....	L	74	80
A	3/1	Kansas State.....	L	73	75
H	3/5	Iowa State (24).....	L	77	79
Big Eight Tournament%					
N	3/10	Oklahoma State (19).....	L	48	68
National Invitation Tournament					
H	3/16	Georgia.....	W	69	61
H	3/21	Penn State.....	L	59	65

*San Juan Shootout, San Juan, P.R.; ^AKansas City, Mo.
 Season Notes: Nebraska reached the second round of the NIT in its fifth straight postseason appearance...Huskies climbed as high as 18th (CNN/USA Today) and 19th (AP) in the national polls...Jaron Boone earned second-team All-Big Eight honors and set then-single-season school records for 3-point field goals and 3-point attempts...Erick Strickland, a Big Eight All-Defensive team member, established then-school record for steals in a season (89)...Nebraska won 18 games for only the 15th time and the sixth time under Danny Nee.

1995-96

Overall Record: 21-14
 Conference: 4-10 in Big Eight (7th)
 Home: 11-5 (3-4) Away: 10-9 (1-6)
 Coach: Danny Nee
 Big Island Invitational^A

N	11/24	Toledo ^A	W	72	59
N	11/25	Oregon ^A (OT).....	W	114	106
N	11/26	Minnesota ^A	W	96	85
Ameritas Classic*					
H	12/1	Georgia Southern*.....	W	82	59
H	12/2	Grambling State*.....	W	96	80
A	12/6	Creighton.....	W	88	67
A	12/9	Minnesota.....	L	80	91
H	12/16	Northern Iowa.....	L	104	109
H	12/18	Northeast Illinois.....	W	94	76
H	12/20	Delaware State.....	W	88	41
Far West Classic%					
N	12/29	Oregon%.....	W	99	76
N	12/30	Mississippi St.% (17).....	L	66	69
H	1/3	Texas (23).....	W	85	69
H	1/6	Long Beach State.....	W	69	68
H	1/10	Colorado.....	W	79	74
A	1/13	Oklahoma (30T).....	L	100	117
H	1/17	UMKC.....	W	87	69
A	1/20	Oklahoma State.....	W	66	57
H	1/24	Missouri.....	W	76	58
H	1/28	Kansas (3).....	L	73	88
A	1/31	Kansas State.....	L	68	77
H	2/3	Iowa State.....	L	65	75
A	2/7	Missouri.....	L	98	99
A	2/10	Iowa State (21).....	L	59	74
H	2/17	Oklahoma State.....	L	57	72
A	2/19	Kansas (5).....	L	71	81
H	2/25	Oklahoma (OT).....	L	76	80
A	2/28	Colorado.....	L	64	78
H	3/3	Kansas State.....	W	70	66
Big Eight Tournament ^A					
N	3/8	Iowa State (23).....	L	60	62
National Invitation Tournament					
A	3/14	Colorado State.....	W	91	83
H	3/19	Washington State.....	W	82	73
A	3/22	Fresno State.....	W	83	71
NY	3/26	Tulane#.....	W	90	78
NY	3/28	St. Joseph's#.....	W	60	56

^AHilo, Hawaii; * Lincoln, Neb. % Far West Classic, Portland, Ore.; ^AKansas City, Mo.
 Season Notes: The Huskers captured the NIT title, Nebraska's first national tournament title of any kind...1995-96 marked the end of NU's five-year stretch being ranked in the national polls at least one week during the season...Erick Strickland earned second-team

All-Big Eight honors, was named to the Big Eight All-Defensive team and was the NIT Most Valuable Player... Tyrone Lue was a first-team Big Eight All-Freshman selection and was named to the NIT All-Star team.

1996-97

Overall Record: 18-15
 Conference: 7-9 in Big 12 (7th)
 Home: 13-3 (6-2) Away: 5-12 (1-7)
 Coach: Danny Nee

A	11/23	Texas (17) (OT).....	L	81	83
H	11/26	Weber State.....	W	83	66
H	11/30	Oregon State.....	W	75	67
H	12/3	Texas-San Antonio.....	W	79	76
Ameritas Classic*					
H	12/6	Coppin State*.....	W	88	72
H	12/7	Bowling Green*.....	W	73	68
A	12/11	UMKC.....	W	76	64
H	12/21	Minnesota (16).....	L	56	70
Puerto Rico Holiday Classic@					
N	12/30	Old Dominion@.....	W	72	66
N	12/31	Cincinnati (6)@.....	L	73	84
N	1/1	Bowling Green @.....	L	55	58
A	1/4	Colorado.....	L	73	79
H	1/8	Creighton.....	W	71	52
H	1/11	Texas A&M.....	W	74	72
H	1/15	Kansas State (OT).....	W	87	77
H	1/18	Missouri.....	W	76	53
A	1/22	Missouri.....	L	74	75
A	1/25	Oklahoma.....	L	77	84
H	1/29	Iowa State (11).....	L	67	77
A	2/1	Kansas (1) (OT).....	L	77	82
H	2/5	Colorado (15).....	W	77	69
A	2/8	&Texas Tech (23).....	L	74	87
A	2/10	Kansas State.....	L	53	61
A	2/13	Northern Iowa.....	W	77	69
H	2/16	Texas.....	W	79	67
A	2/19	Baylor.....	L	60	71
A	2/22	Iowa State (7) (OT).....	W	74	69
H	2/26	Oklahoma State.....	W	77	68
H	3/2	Kansas (1).....	L	65	85

Phillips 66 Big 12 Tournament^A
 N 3/6 Missouri#..... L 72 78
 National Invitation Tournament
 H 3/12 Washington..... W 67 63
 A 3/18 Nevada..... W 78 68
 A 3/21 Connecticut..... L 67 76

* Ameritas Classic, Lincoln, Neb.; @ Puerto Rico Holiday Classic, Bayamon, P.R.; ^AKansas City, Mo.; & Texas Tech later forfeited game

Season Notes: Nebraska won 18 or more games for the seventh straight year and reached postseason play for the seventh straight year...the Huskers defeated a ranked team for the seventh straight season with wins over Colorado and Iowa State...NU appeared in the NIT for the third consecutive season...Mikki Moore became NU's all-time blocked shot leader...Tyrone Lue earned second-team All-Big 12 honors...Cookie Belcher was a first-team All-Big 12 Rookie selection...NU was 13-3 at home, losing only to Kansas, Iowa State and Minnesota, three teams that advanced to the NCAA Sweet 16.

1997-98

Overall Record: 20-12
 Conference: 10-6 in Big 12 (4th)
 Home: 13-2 (6-2) Away: 7-10 (4-4)
 Coach: Danny Nee

H	11/16	UNC Greensboro.....	W	75	51
H	11/19	Western Illinois.....	W	86	57
H	11/22	New Orleans.....	W	81	66
H	11/25	Colorado State.....	W	64	57
H	11/29	Texas-San Antonio.....	W	68	59
A	12/1	Tulsa.....	L	68	85
Ameritas Classic*					
H	12/5	UNC Wilmington*.....	W	85	68
H	12/6	Grambling State*.....	W	85	48
A	12/10	Creighton.....	L	73	84
A	12/13	Minnesota.....	W	70	66
Rainbow Classic@					
N	12/27	Virginia@.....	W	80	65
A	12/29	Hawaii@.....	L	62	87
N	12/30	Vanderbilt@.....	L	69	80

A	1/3	Kansas (2).....	L	76	96
A	1/7	Oklahoma State.....	W	67	62
H	1/11	Colorado.....	W	87	72
H	1/18	Oklahoma.....	W	53	43
A	1/21	Texas.....	L	91	105
H	1/24	Iowa State.....	W	63	49
A	1/28	Kansas State.....	L	49	72
H	2/1	Kansas (5).....	L	71	82
A	2/4	Missouri (OT).....	L	76	81
H	2/7	Kansas State.....	L	63	69
A	2/11	Texas A&M.....	W	75	58
H	2/14	Baylor.....	W	66	55
H	2/18	Missouri (OT).....	W	67	66
A	2/21	Colorado.....	W	79	71
H	2/25	Texas Tech.....	W	82	65
A	2/28	Iowa State.....	W	70	62

Phillips 66 Big 12 Tournament^A
 N 3/6 Baylor..... W 65 46
 N 3/7 Kansas (4)..... L 59 91
 NCAA Tournament
 N 3/12 Arkansas (17)%..... L 65 74
 * Ameritas Classic, Lincoln, Neb.; @ Rainbow Classic, Honolulu, Hawaii; % NCAA Tournament, Boise, Idaho; ^AKansas City, Mo.

Season Notes: Nebraska's school record of consecutive postseason appearances reached eight seasons... Nebraska won 20 games for the fifth time in eight seasons and the sixth time under Danny Nee...NU made its first NCAA Tournament appearance since 1994, but failed to pick up its first NCAA win...Nebraska posted seven consecutive wins against league foes for the first time in 20 seasons...NU's 10-6 league record was its best since a 9-5 Big Eight mark in 1990-91...Tyrone Lue was a first-team All-Big 12 choice and became NU's 19th, 1,000-point scorer and was a first-round NBA draft choice...Venson Hamilton broke the single-season rebounding record.

1998-99

Overall Record: 20-13
 Conference: 10-6 in Big 12 (t-5th)
 Home: 12-4 (6-2) Away: 8-9 (4-4)
 Coach: Danny Nee

H	11/14	UNC Greensboro.....	W	79	59
N	11/19	Villanova*.....	L	60	75
N	11/21	Washington State*.....	W	95	84
N	11/22	Wisconsin*.....	L	41	78
H	11/28	North Carolina A&T.....	W	65	47
H	12/1	Tulsa.....	L	49	52

Ameritas Classic**

H	12/4	SW Texas State**.....	W	63	54
H	12/5	Colgate**.....	W	60	48
H	12/9	Creighton.....	W	76	60
A	12/12	Colorado State.....	L	49	75
H	12/19	Minnesota (17).....	L	51	55
A	12/27	San Francisco.....	W	62	52
A	12/30	UMKC.....	W	81	65
A	1/2	Missouri.....	L	57	80
H	1/10	Texas.....	L	76	89
H	1/13	Kansas State.....	W	70	61
A	1/16	Baylor.....	W	68	55
A	1/20	Oklahoma (25).....	W	96	81
H	1/23	Colorado.....	W	72	55
H	1/27	Kansas (20).....	W	84	69
A	1/30	Iowa State.....	L	47	52
A	2/3	Colorado.....	W	57	52
H	2/6	Missouri (24).....	W	69	61
A	2/10	Kansas (24).....	W	64	59
H	2/13	Iowa State.....	W	59	57
H	2/17	Oklahoma State.....	L	48	60
A	2/20	Texas Tech.....	L	68	73
A	2/24	Kansas State.....	L	45	62
H	2/27	Texas A&M.....	W	87	68

Phillips 66 Big 12 Tournament^A
 N 3/4 Texas Tech..... W 69 50
 N 3/5 Kansas..... L 53 77
 National Invitation Tournament
 H 3/10 UNLV..... W 68 55
 A 3/15 TCU..... L 89 101
 * Top of the World Classic, Fairbanks, Alaska;
 ** Lincoln, Neb. ^AKansas City, Mo.
 Season Notes: Nebraska's school record of consecutive

HISTORY



postseason appearances reached nine seasons... Nebraska won 20 games for the sixth time in nine seasons, the seventh time under Danny Nee...senior center Venson Hamilton was named first-team All-Big 12, the Big 12 Player of the Year and an honorable-mention All-American...Hamilton also became NU's all-time leader in rebounding, blocked shots and games played and joined NU's 1,000-point club...junior guard Cookie Belcher broke the NU single-game, season and career steals record and was a third-team All-Big 12 pick...NU swept Kansas for the first time since 1983 and also won at Lawrence for the first time since the same season...NU won 10 conference games for the second straight season and posted four straight wins against nationally ranked opponents for the first time ever.

1999-2000

Overall Record: 11-19
Conference: 4-12 in Big 12 (t-8th)
Home: 10-6 (4-4) Away: 1-13 (0-8)
Coach: Danny Nee
H 11/23 Eastern Illinois (20T) W 81 78
Hoop and Quill Classic*
N 11/26 Southern Mississippi* L 48 75
N 11/27 Northwestern* W 61 52
N 11/28 Rutgers* L 62 81
Ameritas Classic**
H 12/3 Western Carolina*** L 72 74
H 12/4 Monmouth** W 63 47
A 12/9 Creighton L 72 89
H 12/11 Pittsburgh W 69 57
N 12/18 Arizona (4)*** L 59 80
H 12/20 San Francisco L 60 64
H 12/22 Oral Roberts W 80 65
H 12/31 Minnesota W 90 78
H 1/4 Pacific W 92 68
A 1/8 Kansas State L 79 97
H 1/12 Iowa State L 65 66
A 1/15 Kansas (8) L 82 97
H 1/19 Texas Tech W 70 67
H 1/22 Baylor W 69 55
A 1/25 Texas (17) L 55 82
H 1/29 Kansas State W 81 72
H 2/5 Missouri L 78 84
A 2/8 Colorado L 58 70
A 2/12 Iowa State (17) L 65 87
H 2/14 Oklahoma (20) L 54 62
A 2/19 Oklahoma State (8) L 55 94
H 2/23 Kansas (23) L 58 83
H 2/26 Colorado W 69 64
A 3/1 Missouri L 72 86
A 3/4 Texas A&M (OT) L 76 83

Phillips 66 Big 12 Tournament*
N 3/9 Baylor L 55 63
*Hoop and Quill Classic, St. Charles, Mo.; **Lincoln, Neb.; ***Las Vegas Showdown, Las Vegas, Nev. ^Kansas City, Mo.
Season Notes: Danny Nee established a new school record for coaching victories with 254...NU tied the school record for losses with 19 and did not win a game on an opponent's home court for the first time since 1960...Kimani Ffriend earned second-team All-Big 12 honors, and Larry Florence and Steffon Bradford were honorable-mention picks.

2000-01

Overall Record: 14-16
Conference: 7-9 in Big 12 (7th)
Home: 8-6 (5-3) Away: 6-10 (2-6)
Coach: Barry Collier
A 11/18 Oral Roberts L 83 87
H 11/21 Eastern Illinois W 85 71
H 11/27 Winthrop W 65 44
A 12/2 Pittsburgh L 51 52
Husker Classic#
H 12/8 UMKC# L 71 82
H 12/9 Alaska-Fairbanks# W 84 55
FedEx Orange Bowl Classic%
N 12/16 Miami% W 72 64
San Juan Shootout^
N 12/20 Iona^ W 81 80
N 12/21 Kent State^ W 69 68

N 12/22 Southern Methodist^ W 72 70
A 12/28 Minnesota (OT) L 70 74
H 12/30 Murray State L 71 79
H 1/2 Creighton L 51 62
A 1/6 Missouri L 66 68
H 1/13 Texas (22) W 80 67
A 1/17 Kansas (5) L 62 84
H 1/20 Iowa State (23) L 59 60
H 1/24 Missouri W 85 79
A 1/27 Oklahoma (24) L 66 77
A 1/30 Kansas State W 63 61
H 2/3 Colorado L 57 60
H 2/7 Oklahoma State (OT) W 78 75
A 2/10 Baylor L 58 69
H 2/14 Kansas State W 82 56
A 2/17 Colorado (OT) W 87 82
A 2/21 Texas Tech L 64 65
H 2/25 Kansas (10) L 74 78
H 2/28 Texas A&M W 97 69
A 3/3 Iowa State (8) L 73 86

Phillips 66 Big 12 Tournament*
N 3/8 Kansas State L 58 62
#Lincoln, Neb.; %Miami, Fla.; ^Carolina, P.R.
*Kansas City, Mo.
Season Notes: Barry Collier became the 25th head coach in school history when he took over the program...senior Cookie Belcher set the Big 12 record and finished third in NCAA history with 353 steals...Nebraska recorded a five-game winning streak in mid-December, while winning the San Juan Shootout title...Belcher ended his illustrious career by earning second-team All-Big 12 honors...Kimani Ffriend and Steffon Bradford were tabbed honorable-mention all-conference.

2001-02

Overall Record: 13-15
Conference: 6-10 in Big 12 (t-7th)
Home: 12-4 (5-3) Away: 1-11 (1-7)
Coach: Barry Collier
H 11/20 North Carolina A&T W 69 57
H 11/24 Winthrop W 73 65
H 11/28 Texas-San Antonio W 81 63
H 12/2 Wofford W 65 46
H 12/5 Western Illinois W 72 53
H 12/8 Oral Roberts W 61 55
A 12/12 Creighton L 70 76
H 12/15 Sam Houston State L 70 74
A 12/22 Minnesota L 72 81
A 12/29 Pacific L 52 75
H 1/2 Savannah State W 66 47
A 1/5 Missouri (17) L 53 60
A 1/9 Kansas (1) L 57 96
H 1/12 Colorado W 75 67
H 1/16 Oklahoma (5) L 51 78
A 1/19 Texas L 66 77
A 1/23 Oklahoma State (11) L 63 70
H 1/26 Iowa State (OT) W 86 84
H 1/30 Texas Tech (20) W 80 69
A 2/5 Colorado L 61 84
H 2/9 Kansas State W 99 82
H 2/13 Missouri L 71 87
A 2/16 Iowa State L 79 85
A 2/20 Texas A&M W 82 72
H 2/24 Kansas (1) L 87 88
H 2/27 Baylor W 75 55
A 3/2 Kansas State L 58 67

Phillips 66 Big 12 Tournament*
N 3/7 Colorado L 60 67
*Kansas City, Mo.
Season Notes: Senior Cary Cochran set Nebraska career, season and single-game records for 3-pointers, and finished third in Big 12 history with 268...Cochran led the nation in free-throw percentage and finished second in NU single-season history...NU recorded six straight victories to open the season, and finished with a 12-4 mark at the Devaney Center...Cochran and senior John Robinson II were selected honorable-mention All-Big 12 (coaches)...Cochran and Brian Conklin were named to the academic All-Big 12 first-team, and Cochran was selected to the Verizon Academic All-District first-team.

2002-03

Overall Record: 11-19
Conference: 3-13 in Big 12 (12th)
Home: 9-6 (3-5) Away: 2-13 (0-8)
Coach: Barry Collier
Top of the World Classic!
N 11/21 Centenary! W 68 45
N 11/23 Alaska-Fairbanks! L 61 64
N 11/24 Ball State! L 65 73
H 12/1 Texas-San Antonio W 69 53
A 12/5 South Florida L 60 65
H 12/8 Minnesota (20) W 80 60
H 12/14 IPFW W 63 46
H 12/21 Creighton (20) L 73 81

ASU Hoops Classic#
N 12/27 UC Santa Barbara# W 60 57
A 12/28 Arizona State# L 63 75
H 12/31 Eastern Washington W 63 60
H 1/4 Denver (OT) W 79 75
H 1/7 Lipscomb W 70 60
A 1/11 Kansas (14) L 59 92
H 1/15 Texas A&M L 52 53
H 1/18 Colorado (OT) W 80 77
A 1/22 Kansas State L 53 77
A 1/25 Iowa State L 61 71
H 2/9 Missouri (25) L 56 63
H 2/1 Kansas (12) L 51 81
A 2/5 Texas Tech L 49 75
H 2/12 Oklahoma State (13) L 70 77
H 2/15 Texas (6) L 63 75
A 2/18 Missouri L 50 67
A 2/22 Baylor L 64 78
H 2/25 Kansas State W 68 61
H 3/1 Iowa State W 69 61
A 3/4 Oklahoma (5) L 51 76
A 3/8 Colorado L 69 84

Phillips 66 Big 12 Tournament@
N 3/13 Missouri L 61 70
!Fairbanks, Alaska; #Tempe, Ariz.; @Dallas, Texas
Season Notes: Nebraska finished the year 9-6 at the Devaney Center, its 27th straight home winning season, but lost a school-record tying 19 games on the year... Andrew Drevo and Nate Johnson earned honorable-mention All-Big 12 honors by AP and the league's head coaches, respectively...John Turek was named academic All-Big 12.

2003-04

Overall Record: 18-13
Conference: 6-10 in Big 12 (t-9th)
Home: 15-3 (5-3) Away: 3-10 (1-7)
Coach: Barry Collier
H 11/22 Fairleigh Dickinson W 80 64
H 11/29 Eastern Michigan W 67 59
H 12/3 Arizona State W 66 60

H 12/6 South Florida W 75 52
H 12/8 Delaware State W 68 39
A 12/10 Creighton L 54 61
H 12/13 Tennessee W 77 62
H 12/20 Bethune-Cookman W 70 26
H 12/22 Lipscomb W 75 52
A 12/29 Minnesota W 77 60
H 1/6 St. Francis (Pa.) W 93 49
A 1/10 Iowa State L 74 89
H 1/14 Colorado L 60 68
A 1/17 Texas (18) L 61 63
H 1/21 Baylor W 76 47
A 1/24 Missouri L 51 72
H 2/1 Oklahoma (25) L 50 52
A 2/4 Kansas State L 61 78
H 2/7 Missouri W 78 62
A 2/11 Texas A&M W 83 77
H 2/15 Kansas (12) W 74 55
H 2/18 Kansas State L 58 63
A 2/21 Oklahoma State (7, OT) L 83 87
H 2/24 Texas Tech (25) W 72 44
H 2/28 Iowa State W 68 65
A 3/3 Kansas (21) L 67 78
A 3/6 Colorado L 75 78

Phillips 66 Big 12 Tournament&
N 3/11 Oklahoma L 59 63
National Invitation Tournament
A 3/16 Creighton W 71 70
H 3/19 Niagara W 78 70
A 3/22 Hawaii L 83 84

&Dallas, Texas
Season Notes: Nebraska picked up its first postseason berth in five years and first under Coach Barry Collier...the Huskers went 2-1 in the NIT...Nebraska finished with a 15-3 record at home, tying for the second-most home wins in Devaney Center history...Nate Johnson led the team in scoring (13.0) while picking up honorable-mention all-conference honors...Johnson finished as the second-highest scoring transfer in school history, only behind teammate Andrew Drevo...Brian Conklin set a Big 12 and school record by hitting 55.9 percent from 3-point range...The Huskers set the Big 12 mark for fewest points allowed in a contest (26) and in a half (12) against Bethune-Cookman.

2004-05

Overall Record: 14-14
Conference: 7-9 in Big 12 (t-8th)
Home: 10-6 (4-4) Away: 4-8 (3-5)
Coach: Barry Collier
H 11/23 Arkansas-Pine Bluff W 97 40
H 11/27 Texas Southern W 78 58
A 12/2 UAB L 66 80
H 12/6 Morgan State W 64 34
H 12/8 Minnesota L 48 57



The Huskers celebrate with fans following a 74-67 win over No. 4 Oklahoma State on Feb. 22, 2005. The victory was the Huskers' first over a top-five program since the 1993-94 season.

N 2018-19 NEBRASKA BASKETBALL

ALL-TIME RESULTS

H 12/11	Creighton	L	48	50
H 12/18	North Carolina A&T	W	71	49
A 12/21	Marquette	L	62	81
A 12/30	Tennessee	W	62	61
H 1/2	Montana State	W	78	45
H 1/8	Kansas State (2ot)	W	95	85
A 1/12	Colorado	W	68	61
H 1/15	Texas (10)	L	53	63
A 1/19	Kansas (2)	L	57	59
A 1/22	Missouri	L	70	80
H 1/26	Texas A&M	W	77	67
A 1/29	Texas Tech	L	68	84
H 2/1	Utah Valley State	W	91	57
H 2/5	Kansas (3)	L	65	78
H 2/8	Iowa State	L	60	65
A 2/12	Baylor	W	74	63
A 2/16	Oklahoma (21)	L	60	83
H 2/19	Missouri	L	53	56
H 2/22	Oklahoma State (4)	W	74	67
A 2/27	Iowa State	W	76	69
H 3/2	Colorado	W	70	55
A 3/5	Kansas State	L	53	73

Phillips 66 Big 12 Tournament#

N 3/10	Missouri	L	67	70
--------	----------	---	----	----

#Kansas City, Mo.

Season Notes: Nebraska won at least 10 home games for the 23rd time in 29 years at the Devaney Center...the Huskers' biggest win of the season came at home against No. 4 Oklahoma State, NU's first win over a top-five program since 1994...freshman guard Joe McCray earned honorable-mention All-Big 12 honors from the coaches and AP after setting the freshman records for scoring average (15.5 ppg) at NU and 3-pointers (80) in the Big 12...freshman center Aleks Maric broke NU freshman record for rebounds (169)...five Huskers earned academic All-Big 12 honors, including Jake Muhleisen who was also named academic all-district.

2005-06

Overall Record: 19-14

Conference: 7-9 in Big 12 (6th)

Home: 14-5 (4-4) Away: 5-9 (3-5)

Coach: Barry Collier

John Thompson Foundation Basketball Challenge^

H 11/18	Longwood^	W	80	65
H 11/19	Yale^	W	73	64
H 11/20	Louisiana Tech^	W	59	56
H 11/27	SE Missouri State	W	69	54
H 11/30	Marquette	W	84	74
H 12/3	UAB	L	72	73
H 12/8	South Dakota State	W	76	67
A 12/11	Creighton	L	44	70
H 12/17	Chicago State	W	76	65
H 12/19	North Carolina A&T	W	107	57
H 12/21	Alabama A&M	W	67	60

Micro PCS Orange Bowl Classic@

N 12/31	Florida State@	L	60	74
H 1/3	Northern Colorado	W	60	50
H 1/7	Oklahoma (12)	W	59	58
A 1/11	Kansas State	W	57	42
H 1/17	Iowa State	L	75	88
A 1/21	Kansas	L	54	96
A 1/25	Colorado	L	59	81
H 1/28	Missouri	W	65	52
A 1/31	Oklahoma State	W	59	57
H 2/4	Baylor	W	60	45
H 2/8	Kansas	L	48	69
A 2/11	Texas (6)	L	59	78
A 2/15	Iowa State	W	73	63
H 2/18	Texas Tech	L	64	70
H 2/22	Colorado	W	93	77
A 2/25	Texas A&M	L	55	66
H 3/1	Kansas State	L	64	66
A 3/5	Missouri	L	63	64

Phillips 66 Big 12 Tournament#

N 3/9	Missouri	W	71	64
N 3/10	Oklahoma (22)	W	69	63
N 3/11	Kansas (17)	L	65	79

National Invitation Tournament

A 3/16	Hofstra	L	62	73
--------	---------	---	----	----

^Lincoln, Neb.; @Sunrise, Fla.; #Dallas, Texas

Season Notes: Nebraska won 19 games, its most since

1998-99...the Huskers earned their second postseason NIT appearance in three years after a sixth-place finish in the Big 12, their highest placing in eight years...NU reached the semifinals by winning two games at the conference tournament for the first time in the Big 12 era...Nebraska picked up two wins over ranked teams, both against Oklahoma...sophomore Aleks Maric led the Big 12 in double-doubles in league-only games and was third overall in rebounding.

2006-07

Overall Record: 17-14

Conference: 6-10 in Big 12 (7-7th)

Home: 12-4 (4-4) Away: 5-10 (2-6)

Coach: Doc Sadler

H 11/14	Nebraska-Omaha	W	76	62
H 11/18	Creighton (20)	W	73	61
H 11/21	Lubbock Christian	W	65	42
H 11/27	Arkansas-Pine Bluff	W	71	42
H 11/29	North Texas	W	76	57
A 12/2	Rutgers	L	73	75

Pape Jam!

N 12/9	Oregon!	L	56	68
H 12/17	Alabama A&M	W	82	55

Rainbow Classic\$

N 12/20	Wyoming\$	W	73	58
A 12/22	Hawaii\$	L	72	81
N 12/23	Houston\$	W	70	57

Micro PCS Orange Bowl Classic@

N 12/30	Miami@	W	82	67
H 1/3	Savannah State	W	81	53
H 1/6	Western Kentucky	W	82	71
A 1/10	Iowa State	L	62	71
A 1/17	Oklahoma	L	53	70
H 1/20	Colorado	W	71	50
H 1/24	Texas	L	61	62
A 1/27	Kansas State	L	45	61
H 1/29	Kansas (6)	L	56	76
A 2/3	Missouri	W	66	61
A 2/6	Texas Tech	W	61	59
H 2/10	Texas A&M (6)	L	55	66
H 2/13	Kansas State	W	74	63
A 2/17	Kansas (9)	L	39	92

A 2/21	Baylor	L	59	63
H 2/24	Missouri (OT)	W	82	77
H 2/28	Iowa State	L	63	69
A 3/3	Colorado	L	69	73
H 3/5	Oklahoma State	W	85	73

Phillips 66 Big 12 Tournament^

N 3/8	Oklahoma State	L	39	54
-------	----------------	---	----	----

!Portland, Ore.; \$Honolulu, Hawaii; @Sunrise, Fla.; ^Oklahoma City, Okla.

Season Notes: Doc Sadler became the 26th head coach in program history on Aug. 8, 2006, after former coach Barry Collier left his position in early August to become Athletic Director at his alma mater, Butler University...the Huskers reeled off five straight wins to open the season, including a victory over nationally ranked Creighton, on their way to a 17-14 overall record...

Nebraska played only one home game in the month of December while traveling more than 15,000 miles for six games... Nebraska defeated five teams that went on to play in the postseason...Aleks Maric earned second-team All-Big 12 honors from the coaches and Associated Press after averaging 18.5 points and 8.7 rebounds per game, totals that were fourth and second, respectively, in the conference...Maric also earned all-district honors from the coaches and the basketball writer's associations... Paul Velandier was named to the academic all-league team.

2007-08

Overall Record: 20-13

Conference: 7-9 in Big 12 (7-7th)

Home: 17-3 (5-3) Away: 3-10 (2-6)

Coach: Doc Sadler

H 11/10	Presbyterian	W	67	52
H 11/17	Alabama A&M	W	59	45
H 11/20	Norfolk State	W	83	48
A 11/24	Creighton	L	62	74
H 11/26	IPFW	W	79	62
H 12/2	Arizona State	W	62	47
A 12/5	Western Kentucky (OT)	L	62	69
H 12/9	Rutgers	W	63	51
H 12/11	Savannah State	W	82	37
H 12/15	Oregon & (16, OT)	W	88	79

H 12/22	North Carolina Central	W	71	28
H 12/29	Alcorn State	W	77	53
H 1/4	Maryland Eastern Shore	W	86	50
H 1/12	Kansas (3)	L	58	79
A 1/15	Colorado	L	51	55
H 1/19	Baylor	L	70	72
A 1/26	Kansas (2)	L	49	84
A 1/30	Missouri	W	66	62
H 2/2	Iowa State	W	64	56
A 2/6	Kansas State (20)	L	64	71
H 2/9	Texas Tech	W	73	62
H 2/13	Missouri (OT)	L	78	86
A 2/16	Iowa State	L	52	60
H 2/20	Kansas State (24)	W	71	64
A 2/23	Texas A&M (22)	W	65	59
H 2/27	Oklahoma	L	63	45
A 3/1	Oklahoma State	L	63	77
A 3/4	Texas (9)	L	66	70
H 3/9	Colorado	W	68	49

Phillips 66 Big 12 Tournament^

N 3/13	Missouri	W	61	56
N 3/14	Kansas (5)	L	54	64

National Invitation Tournament

H 3/19	Charlotte	W	67	48
--------	-----------	---	----	----

A 3/24	Mississippi (OT)	L	75	85
--------	------------------	---	----	----

& at Qwest Center in Omaha ^Kansas City, Mo.

Season Notes: Nebraska earned just the 12th 20-win season in program history and Coach Doc Sadler tied the record for a Husker mentor with 37 wins in his first two years combined...it was the 14th overall NIT appearance by Nebraska...senior center Aleks Maric who earned first-team All-Big 12 honors from the AP and second-team accolades from the coaches after averaging 15.7 points and 10.2 rebounds per game...Maric also earned first-team all-district honors from the coaches and the basketball writer's associations...Maric was only second player in school history to top 1,000 career rebounds, and tied the school single-season record with 335 boards...Maric was only the third player in the Big 12 era with at least 1,600 points and 1,000 rebounds in a career.

2008-09

Overall Record: 18-13

Conference: 8-8 in Big 12 (8th)

Home: 14-4 (5-3) Away: 4-8 (3-5)

Coach: Doc Sadler

H 11/16	San Jose State	W	63	46
A 11/19	TCU	W	62	50
H 11/22	Arkansas-Pine Bluff	W	67	53
H 11/25	Saint Louis	W	71	57
H 11/29	Creighton	W	54	52
H 12/3	Alabama State	W	80	51
A 12/7	Arizona State (19)	L	44	64
A 12/13	Oregon State	L	63	64
H 12/20	IPFW	W	75	48
H 12/23	UMBC	L	64	66
H 12/30	South Carolina State	W	77	63
H 1/3	Maryland Eastern Shore	W	88	56
H 1/5	Florida A&M	W	81	56
H 1/10	Missouri	W	56	51
A 1/14	Iowa State	L	53	65
H 1/17	Kansas State	W	73	51
A 1/21	Oklahoma (6)	L	61	72
H 1/24	Oklahoma State (ot)	L	74	76
H 1/28	Kansas	L	62	68
A 1/31	Texas Tech	W	82	69
A 2/4	Colorado	W	55	53
H 2/7	Texas (16)	W	58	55
A 2/14	Missouri (17)	L	47	70
H 2/18	Colorado	W	46	41
A 2/21	Kansas (15)	L	53	70
H 2/24	Texas A&M	L	55	57
A 2/28	Kansas State	L	72	77
H 3/4	Iowa State	W	77	61
A 3/7	Baylor	W	66	62

Phillips 66 Big 12 Tournament^

N 3/11	Baylor	L	49	65
--------	--------	---	----	----

National Invitation Tournament

A 3/17	New Mexico	L	71	83
--------	------------	---	----	----

^Oklahoma City, Okla.

Season Notes: Despite fielding the shortest team in Division I in 2008-09, Nebraska finished with its first



Ade Dagunduro earned third-team All-Big 12 honors in 2009, and helped the Huskers to a pair of tournament bids in his career. Dagunduro played in the 2012 Olympics for Nigeria.



Lance Jeter earned third-team All-Big 12 honors in 2010-11, helping the Huskers to 19 wins and a berth in the NIT.

.500 record in Big 12 play in 10 years, and only the third time in the Big 12 era...with 18 regular-season wins, the Huskers earned their second straight NIT berth and 22nd postseason berth in school history...coach Doc Sadler set the Nebraska record for most wins in his first three years in Lincoln, posting 55 over three seasons...senior guard Ade Dagunduro was a third-team All-Big 12 selection by the coaches and media, and was selected to the coaches All-Defense Team...the Huskers continued a streak with at least one win over a ranked opponent for the ninth straight season, defeating No. 16 Texas, 58-55, at home.

2009-10

Overall Record: 15-18
 Conference: 2-14 in Big 12 (12th)
 Home: 12-6 (2-6) Away: 3-12 (0-8)
 Coach: Doc Sadler

H	11/14	USC Upstate.....	W	76	49
A	11/18	Saint Louis	L	55	69
H	11/21	TCU	W	90	77
H	11/24	UMKC	W	70	48
A	11/29	USC.....	W	51	48
H	12/2	Texas-Pan American	W	81	53
A	12/6	Creighton.....	L	61	67
H	12/10	Chicago State@.....	W	74	39
H	12/12	Oregon State	W	50	44
H	12/19	Jackson State@.....	W	57	41
N	12/22	TulsaS.....	W	74	70
N	12/23	BYUS.....	L	66	88
H	12/29	Southern Utah.....	W	94	61
H	1/2	Maryland Eastern Shore ...	W	74	60
H	1/5	Southeastern Louisiana ...	W	77	59
A	1/9	Texas A&M.....	L	53	64
H	1/13	Kansas (3)	L	72	84
H	1/16	Iowa State.....	L	53	56
A	1/23	Missouri.....	L	53	70
A	1/27	Colorado.....	L	60	72
H	1/30	Oklahoma.....	W	63	46
H	2/2	Kansas State (10)	L	57	76
A	2/6	Kansas (1)	L	64	75
H	2/10	Baylor (24).....	L	53	55
A	2/2	Texas (14).....	L	51	91
A	2/17	Kansas State (7).....	L	87	91
H	2/20	Missouri.....	L	59	74
A	2/24	Iowa State.....	L	74	78
H	2/27	Texas Tech (2ot).....	W	83	79

H	3/2	Colorado.....	L	68	81
A	3/6	Oklahoma State.....	L	55	74
Phillips 66 Big 12 Tournament*					
N	3/10	Missouri.....	W	75	60
N	3/11	Texas A&M (23)	L	64	70

@Las Vegas Classic, campus sites
 \$Las Vegas Classic, Las Vegas, Nev.; *Kansas City, Mo.
 Season Notes: Nebraska finished 2-14 in conference play, the Huskers' most league losses in school history... despite the league record, NU became just the second No. 12 seed to win a game at the Big 12 Championship... NU played seven games against ranked squads, including a school-record five straight games against top-25 teams... the Huskers set the school record for 3-point percentage, hitting 39.7 percent to rank 15th nationally... senior Ryan Anderson led the Big 12 Conference in 3-point percentage and finished his career as just the third Husker ever with at least 1,000 points, 500 rebounds and 150 3-pointers...center Jorge Brian Diaz set the NU freshman record for blocked shots with 41 on the season, and was the only freshman ranked in the top 15 in the conference.

2010-11

Overall Record: 19-13
 Conference: 7-9 in Big 12 (7-th)
 Home: 17-2 (6-2) Away: 2-11 (1-7)
 Coach: Doc Sadler

H	11/12	South Dakota.....	W	76	68
H	11/15	Arkansas-Pine Bluff	W	83	40
Honda Puerto Rico Tip-Off @					
N	11/18	Vanderbilt @	L	49	59
N	11/19	Davidson @	L	67	70
N	11/21	Hofstra @	W	62	47
H	11/27	USC.....	W	60	58
H	12/1	Jackson State.....	W	76	57
H	12/5	Creighton.....	W	59	54
H	12/8	Alcorn State.....	W	78	57
H	12/11	TCU.....	W	70	56
H	12/18	Eastern Washington	W	72	42
H	12/21	Grambling.....	W	79	39
H	1/3	North Dakota.....	W	77	46
H	1/5	Savannah State.....	W	68	48
H	1/8	Iowa State.....	W	63	62
A	1/12	Missouri (15)	L	69	77
A	1/15	Kansas (3)	L	60	63
H	1/18	Colorado.....	W	79	67

A	1/22	Texas Tech.....	L	71	72
H	1/29	Texas A&M (13)	W	57	48
A	2/2	Kansas State	L	53	69
H	2/5	Kansas (2).....	L	66	86
A	2/9	Baylor	L	70	74
H	2/12	Oklahoma State.....	W	65	54
A	2/16	Oklahoma.....	W	59	58
H	2/19	Texas (3).....	W	70	67
H	2/23	Kansas State	L	57	61
A	2/26	Iowa State (OT).....	L	82	83
H	3/1	Missouri (22)	W	69	58
A	3/5	Colorado.....	L	57	67
Phillips 66 Big 12 Tournament*					
N	3/9	Oklahoma State.....	L	52	53
National Invitation Tournament					
A	3/16	Wichita State.....	L	49	76

@San Juan, P.R. *Kansas City, Mo.
 Season Notes: Nebraska reached the postseason for the third time in four years, winning 19 games and reaching the NIT, the school's 23rd postseason appearance in school history...Nebraska enjoyed an 11-game win streak, the program's longest win streak since 1991...senior point guard Lance Jeter earned third-team All-Big 12 honors and became just the third player in Big 12 history to average 10 points, five rebounds and five assists in conference play...Nebraska went 3-3 against ranked teams, as the Huskers' upset of No. 3 Texas was the highest ranked opponent Nebraska has knocked off since 1994. Nebraska's game with North Dakota was moved from Jan. 2 to Jan. 3 because of travel conditions.

2011-12

Overall Record: 12-18
 Conference: 4-14 in Big Ten (t-11th)
 Home: 9-8 (3-6) Away: 2-11 (1-8)
 Coach: Doc Sadler

H	11/11	South Dakota.....	W	65	48
A	11/14	USC (20T)	W	64	61
H	11/20	Rhode Island.....	W	83	63
H	11/23	Oregon	L	76	83
H	11/26	South Dakota State.....	W	76	64
H	11/30	Wake Forest.....	L	53	55
A	12/04	Creighton.....	L	66	76
H	12/07	Florida Gulf Coast.....	W	51	50
A	12/10	TCU.....	W	69	57
H	12/17	Alcorn State.....	W	60	46
H	12/20	Central Michigan	W	72	69
H	12/27	Wisconsin (11).....	L	40	64

2012-13

Overall Record: 15-18
 Conference: 5-13 in Big Ten (10th)
 Home: 11-7 (4-5) Away: 4-11 (1-8)
 Coach: Tim Miles

H	11/11	Southern.....	W	66	55
Joe Cipriano Nebraska Classic *					
H	11/15	Valparaiso*.....	W	50	48
H	11/18	UNO*.....	W	75	62



Brandon Ubel was a two-year starter for the Huskers and averaged 11.5 points and 6.7 rebounds per game as a senior in 2012-13.

N 2018-19 NEBRASKA BASKETBALL

ALL-TIME RESULTS

H 11/21	Tulane*	W	61	57
H 11/24	Kent State*	L	60	74
A 11/27	Wake Forest	W	79	63
H 12/3	USC	W	63	51
H 12/6	Creighton (16)	L	42	64
A 12/15	Oregon	L	38	60
H 12/18	Jacksonville State	W	59	55
WestStar Bank Don Haskins Sun Bowl Invitational*				
N 12/22	Central Michigan*	W	89	75
A 12/23	UTEP*	L	52	68
H 12/29	Nicholls State	W	68	59
A 1/2	Ohio State (8)	L	44	70
H 1/6	Wisconsin	L	41	47
A 1/9	Michigan (2)	L	47	62
A 1/13	Michigan State (22)	L	56	66
H 1/16	Purdue	L	56	65
A 1/19	Penn State	W	68	64
H 1/22	Illinois	L	51	71
H 1/26	Northwestern	W	64	49
A 1/29	Minnesota (23)	L	65	84
H 2/2	Ohio State (11)	L	56	63
H 2/9	Penn State	W	67	53
A 2/13	Indiana (1)	L	47	76
H 2/16	Michigan State (8)	L	64	73
H 2/23	Iowa	W	64	60
A 2/26	Wisconsin (17)	L	46	77
A 3/2	Illinois	L	65	72
H 3/6	Minnesota	W	53	51
A 3/9	Iowa	L	60	74
Big Ten Tournament!				
N 3/14	Purdue!	W	57	55
N 3/15	Ohio State!	L	51	70

*-Lincoln, Neb.; *-El Paso, Texas; !-Chicago, Ill.

Season Notes: Tim Miles became the 27th head coach in program history on March 24, 2013...Miles became the first Husker coach to win his road debut since the 1919-20 season when the Huskers defeated Wake Forest in the ACC/Big Ten Challenge...10 of the Huskers' 18 losses came against ranked teams, as the 10 ranked opponents tied the most in a single-season in school history (also 1994-95 and 1991-92)...Nebraska went 11-7 in the final year of the Devaney Center, finishing with an all-time record of 447-151 (.751) in the 37 years at the Devaney center...Dylan Talley earned honorable-mention All-Big Ten honors, leading the Huskers in both scoring (13.7 ppg) and assists (2.5 apg) and becoming the first Husker to win a season-ending award in the Big Ten era...Nebraska won its first-ever Big Ten Tournament game with a 57-55 win over Purdue at the United Center in Chicago.

2015-14

Overall Record: 19-13

Conference: 11-7 in Big Ten (4th)

Home: 15-1 (8-1) Away: 3-12 (3-6)

Coach: Tim Miles

H 11/8	Florida Gulf Coast	W	79	55
H 11/12	Western Illinois	W	62	47
H 11/17	South Carolina State	W	83	57
at Charleston Classic@				
N 11/21	UMass@	L	90	96
N 11/22	UAB@	L	74	87
N 11/24	Georgia@	W	73	65
H 11/30	Northern Illinois	W	63	58
H 12/4	Miami	W	60	49
A 12/8	at Creighton	L	67	82
H 12/14	Arkansas State	W	79	66
H 12/21	The Citadel	W	77	62
A 12/28	at Cincinnati	L	59	74
A 12/31	Iowa (22)	L	57	67
A 1/4	Ohio State (3)	L	53	84
H 1/9	Michigan	L	70	71
A 1/12	at Purdue	L	64	70
H 1/20	Ohio State (18)	W	68	62
A 1/23	at Penn State	L	54	58
H 1/26	Minnesota	W	82	78
H 1/30	Indiana	W	60	55
A 2/5	Michigan (10)	L	50	79
A 2/8	Northwestern	W	53	49
H 2/12	Illinois	W	67	58
A 2/16	Michigan State (9)	L	60	51
H 2/20	Penn State	W	80	67

H 2/23	Purdue	W	76	57
A 2/26	Illinois	L	49	60
H 3/1	Northwestern	W	54	47
A 3/5	Indiana	W	70	60
H 3/9	Wisconsin (9)	W	77	68
Big Ten Tournament!				
N 3/14	Ohio State!	L	67	71
at NCAA Tournament*				
N 3/21	Baylor * (23)	L	60	74
*-Charleston, S.C.; !-Indianapolis, Ind.; *-San Antonio, Texas				
Season Notes: Nebraska reached the NCAA Tournament for the first time since 1998...Tim Miles was named Big Ten Coach of the Year and also won the Jim Phelan Award for national coach of the year...Nebraska went 11-7 in the Big Ten to finish fourth, its best conference finish since 1998-99...Nebraska opened Pinnacle Bank Arena and went 15-1 at home in the facility, the program's best home record since going 17-1 in 1982-83...Nebraska had two wins over top-10 teams, including a road win at No. 9 Michigan State, the first top-10 road win since 1997...Sophomore guard Terran Petteway earned unanimous All-Big Ten honors...Petteway led the Big Ten in scoring at 18.1 ppg, becoming the first Husker in over 60 years to lead the conference in scoring...He also averaged a conference-best 18.6 ppg in Big Ten play, becoming the first Husker since Andre Smith in 1980-81 to lead in conference play...Sophomore Shavon Shields joined Petteway on the All-Big Ten team, earning honorable-mention accolades.				

2014-15

Overall Record: 13-18

Conference: 5-13 in Big Ten (12th)

Home: 10-6 (5-4) Away: 3-12 (0-9)

Coach: Tim Miles

H 11/16	21/Northern Kentucky	W	80	61
H 11/18	21/Central Arkansas	W	82	56
A 11/22	21/Rhode Island (OT)	L	62	66
H 11/25	Omaha	W	80	67
H 11/28	Tennessee-Martin	W	75	64
A 12/1	Florida State	W	70	65
H 12/7	Creighton	L	55	65
H 12/10	Incarmate Word	L	73	74
H 12/13	Cincinnati (20T)	W	56	55
at Hawaiian Airlines Diamond Head Classic*				
A 12/22	Hawaii *	L	58	66
N 12/23	LMU (OT) *	W	50	42
N 12/25	Ohio *	W	71	58
H 12/31	Indiana	L	65	70
A 1/5	Iowa	L	59	70
H 1/8	Rutgers	W	65	49
H 1/11	Illinois	W	53	43
A 1/15	Wisconsin (7)	L	55	70
H 1/20	Minnesota	W	52	49
H 1/24	Michigan State	W	79	77
A 1/27	Michigan	L	44	58
A 1/31	Minnesota	L	42	60
H 2/3	Northwestern	W	76	60
A 2/7	Penn State	L	43	56
H 2/10	Wisconsin (5)	L	55	65
A 2/15	Purdue	L	54	66
A 2/19	Maryland (16)	L	65	69
H 2/22	Iowa	L	46	74
A 2/26	Ohio State	L	57	81
A 3/4	Illinois	L	57	69
H 3/8	Maryland (10)	L	61	64
Big Ten Tournament!				
N 3/11	Penn State !	L	65	68

*-Honolulu, Hawaii; !-Chicago, Ill.
 Season Notes: Nebraska's national rankings during the first two polls of the season were the first since the 1994-95 season...Nebraska set a school record by averaging 15,569 fans per game, ranking 10th nationally in attendance...Terran Petteway and Shavon Shields both went over 1,000 points at Nebraska, marking the first time since the 1998-99 season that two Huskers went over 1,000 points in the same season...Petteway earned third-team All-Big Ten honors by both the coaches and media...Shavon Shields became the first Husker basketball player to be named first-team Academic All-American.

2015-16

Overall Record: 16-18

Conference: 6-12 in Big Ten (11th)

Home: 10-8 (3-6) Away: 6-10 (3-6)

Coach: Tim Miles

H 11/14	Mississippi Valley State	W	97	51
A 11/17	Villanova (11)	L	63	87
H 11/19	Delaware State	W	75	60
Barclays Classic Presented by Honda*				
H 11/22	Southeastern Louisiana*	W	92	65
H 11/24	Arkansas-Pine Bluff*	W	67	44
N 11/27	Cincinnati (24) #	L	61	65
N 11/28	Tennessee #	L	82	71
H 12/1	Miami (21, OT)	L	72	77
H 12/5	Abilene Christian	W	73	63
A 12/9	at Creighton	L	67	83
H 12/13	Rhode Island	W	70	67
H 12/20	Samford	L	58	69
H 12/22	Prairie View A&M	W	81	50
H 12/30	Northwestern	L	72	81
H 1/2	Indiana	L	69	79
A 1/5	Iowa (19)	L	66	77
A 1/9	Rutgers	W	90	56
H 1/12	Minnesota	W	84	59
A 1/16	Illinois	W	78	67
A 1/20	Michigan State (11)	W	72	71
H 1/23	Michigan	L	68	81
A 1/30	Purdue (21)	L	74	89
H 2/3	Maryland (4)	L	65	70
H 2/6	Rutgers	W	87	63
A 2/10	Wisconsin	L	61	72
H 2/13	Penn State	W	70	54
A 2/17	Indiana (22)	L	64	80
H 2/20	Ohio State (OT)	L	62	65
A 2/25	Penn State	L	55	56
H 3/1	Purdue (15)	L	62	81
A 3/6	at Northwestern	L	54	65
Big Ten Tournament!				
N 3/9	Rutgers !	W	89	72
N 3/10	Wisconsin !	W	70	58
N 3/11	Maryland (18) !	L	86	97

*-Lincoln, Neb.; #-Brooklyn, N.Y.; !-Indianapolis, Ind.

Season Notes: Shavon Shields earned first-team Academic All-America honors for the second straight season and became the first Husker basketball player to earn UNL Male Student-Athlete of the Year...Shields was a second-team All-Big Ten pick by the coaches and a third-team honoree by the media, while Andrew White III garnered honorable-mention All-Big Ten honors...Nebraska ranked 11th nationally in attendance after averaging 15,430 fans per game...Nine of the Huskers' 18 losses were against ranked teams.

2016-17

Overall Record: 12-19

Conference: 6-12 in Big Ten (11th)

Home: 8-8 (3-6) Away: 4-11 (3-6)

Coach: Tim Miles

H 11/13	Sacramento State	W	83	61
H 11/15	Mary	W	70	38
H 11/19	Louisiana Tech	W	65	54
at Wooden Legacy *				
A 11/24	Dayton *	W	80	78
A 11/25	UCLA (14) *	L	71	82
A 11/27	Virginia Tech *	L	53	66
A 11/30	Clemson	L	58	60
H 12/3	South Dakota	W	73	61
H 12/7	Creighton (10)	L	62	77
A 12/10	Kansas (3)	L	72	89
H 12/18	Gardner-Webb	L	62	70
H 12/20	Southern	W	81	76
A 12/28	Indiana (16)	W	87	83
A 1/1	Maryland	W	67	65
H 1/5	Iowa (20T)	W	93	90
H 1/8	Northwestern	L	66	74
A 1/14	Michigan	L	85	91
H 1/18	Ohio State	L	66	67
A 1/21	Rutgers	L	64	65
A 1/26	Northwestern	L	61	73
H 1/29	Purdue (20)	W	83	80

H 2/2	Michigan State	L	61	72
A 2/5	Iowa	L	70	81
H 2/9	Wisconsin (7, OT)	L	69	70
H 2/14	Penn State	W	82	66
A 2/18	Ohio State	W	58	57
A 2/23	Michigan State	L	72	88
H 2/26	Illinois	L	57	73
A 3/2	Minnesota	L	73	88
H 3/5	Michigan	L	57	93
Big Ten Tournament!				
A 3/8	Penn State ! (OT)	L	67	76

*-Fullerton, Calif; *-Anaheim, Calif; !-Washington, D.C.

Season Notes: Nebraska played consecutive top-10 teams in non-conference play for the first time in school history...15 of NU's 19 losses were to teams that made the NCAA or NIT Tournaments...Nebraska won Big Ten games at Maryland and at Ohio State for the first time in program history...Tai Webster earned second-team honors by the Big Ten media and third-team honors by the Big Ten Media...Nebraska ranked 11th nationally in attendance after averaging 15,427 fans per game.

2017-18

Overall Record: 22-11

Conference: 13-5 in Big Ten (4th)

Home: 16-1 (9-0) Away: 6-10 (4-5)

Coach: Tim Miles

H 11/11	Eastern Illinois	W	72	68
H 11/13	North Texas	W	86	67
Gavitt Tipoff Games/Advocare Invitational #				
A 11/16	at St. John's #	L	56	79
H 11/19	North Dakota	W	92	70
Advocare Invitational *				
A 11/23	vs. UCF *	L	59	68
A 11/24	vs. Marist *	W	84	59
A 11/26	vs. Long Beach State *	W	83	80
Big Ten/ACC Challenge				
H 11/29	Boston College	W	71	62
A 12/3	Michigan State (3)	L	57	86
H 12/5	Minnesota (14)	W	78	68
A 12/9	Creighton	L	65	75

Sherler Insurance Showdown

H 12/16	Kansas (13)	L	72	73
H 12/20	UTSA	W	104	94
H 12/22	Delaware State	W	85	68
H 12/29	Stetson	W	71	62
A 1/2	Northwestern	W	70	55
A 1/6	Purdue (13)	L	62	74
H 1/9	Wisconsin	W	63	59
A 1/12	Penn State (OT)	L	74	76
H 1/15	Illinois	W	64	63
H 1/18	Michigan (23)	W	72	52
A 1/22	Ohio State (13)	L	59	64
A 1/24	Rutgers	W	60	54
H 1/27	Iowa	W	98	84
A 1/29	Wisconsin	W	74	63
A 2/6	Minnesota	W	91	85
H 2/10	Rutgers	W	67	55
H 2/13	Maryland	W	70	66
A 2/18	Illinois	L	66	72
H 2/20	Indiana	W	66	57
H 2/25	Penn State	W	76	64
at Big Ten Tournament!				
A 3/2	Michigan (15) !	L	58	77
NIT Tournament				
A 3/14	Mississippi State	L	59	66

#-Queens, N.Y.; *-Orlando, Fla.; !-New York City

Season Notes: Nebraska made its first postseason tournament appearance in four seasons...Nebraska's 22 wins ranked second in school history and was the most since 1990-91 and the Huskers set a school record with 13 Big Ten wins...NU went unbeaten in conference home games for the first time since 1955-56...James Palmer Jr. earned first-team All-Big Ten honors from the coaches and second-team accolades from the media...Isaac Copeland was an honorable-mention All-Big Ten pick by the coaches and media...Nebraska ranked 11th nationally in attendance at 14,492 fans per game.

MEDIA INFORMATION



N 2018-19 NEBRASKA BASKETBALL MEDIA INFORMATION AND POLICIES

The 2018-19 Nebraska media guide is designed to assist the media in its coverage of the Nebraska Cornhusker men's basketball program. Additional information, including releases, photographs and video may be obtained by contacting the Communications Office at (402) 472-2263, or in many cases can be found on Huskers.com.

Please take a moment to review the following policies and services, which are intended to assist media members in their coverage of Nebraska basketball this season.

MEDIA CREDENTIALS

All requests for press, broadcast, photo and parking credentials for Nebraska basketball home games should be directed to Vicki Capazo (vcapazo@huskers.com), One Memorial Stadium, P.O. Box 880123, 800 Stadium Drive, Lincoln, NE, 68588-0123. Credential requests can also be sent via e-mail to Sr. Associate Communications Director Shamus McKnight (smcknight@huskers.com) at least one week before the game.

As a general rule, working space is allocated on the following basis:

- 1) Writers covering for same or next day publication;
- 2) Radio personnel for broadcast originations;
- 3) Sports editors of Nebraska daily newspapers;
- 4) Official school student daily newspaper, one seat only;
- 5) Approved special coverage as space allows;
- 6) Press and TV working photographers;

Visiting freelance and amateur photographers are not eligible for media credentials, except by approval of the Nebraska Communications Office. Generally, weekly newspaper representatives, Internet news services and non-originating radio representatives cannot be accommodated because of space limitations. Internet writers for sites affiliated with established, nationally recognized media outlets will be considered on a game-by-game basis as space allows. Credentials will not be granted for writers or photographers for Internet sites that are not affiliated with an accredited news organization.

MEDIA WILL CALL/MEDIA PARKING

Media passes that are not mailed may be picked up at the Will-Call window, located near the main ticket office at Pinnacle Bank Arena. The main ticket office is located on the south end of Pinnacle Bank Arena. The will-call window opens 90 minutes before tipoff and photo identification is required for pickup of credentials or tickets.

For the 2018-19 season, media parking is located in Lot 24, which is located on 8th Street between R and S streets. Media should enter the lot from S Street and the media lot is located

about two blocks from the main entrance of Pinnacle Bank Arena. Parking is available on a first-come, first-served basis.

COACH MILES INTERVIEW TIME

Coach Miles will hold press availability with the local media prior to each game, either at the Hendricks Training Complex or at Pinnacle Bank Arena. Typically one or two players will be available at that time, depending on class schedules. Additional player interviews can be conducted after practice. All interviews with Coach Miles must be scheduled through the Communications Office.

POSTGAME INTERVIEWS

Nebraska's locker room is closed to the media at home and on the road. For home games, Nebraska's postgame news conference will be held following a brief cooling off period in the interview room (C-145) off the northeast corner of the court. The opposing team is housed in the visitor's locker room, located off the northwest corner of the playing floor and will be available following the cooling off period. The visiting coach will also be brought to the postgame interview room. Make requests for opposing players and coaches through the visiting SID. To access the media work room and postgame interview room, take the elevator from the main concourse behind Section 103.

On the road, Coach Miles and select players will be available upon request after the cooling off period. Check with Sr. Associate Communications Director Shamus McKnight regarding where player interviews will take place.

PLAYER INTERVIEWS

All media requests for interviews with Nebraska basketball players should be directed to Sr. Associate Communications Director Shamus McKnight [office phone: (402) 472-7772, cell phone: (402) 540-0268] at least one day in advance. The best time for in-season interviews is after practices, depending on class schedules. Players are not available on game days or off days.

Selected practices will be open to the media during the season with seating on the balcony overlooking the practice court at the Hendricks Training Complex or at Pinnacle Bank Arena. Contact the Communications Office for practice availability.

PRESS SEATING

Press row for writers and non-originating radio networks is located in Section 121 (northwest corner), just below the main concourse. The visiting radio network is located across from the scorer's table, along with the Husker Sports Network spot and live television tables. Television crews broadcasting live may shoot from either floor level (northeast or southwest baselines) or the camera deck, but they may not occupy space in the upper-level video area.

MEDIA WORK ROOM

A media work room (C-151) is available on the east side of Pinnacle Bank Arena, a short walk from the Interview room. Media can use the room prior to, during and after the game to write and send stories. Wireless Internet is available in the room, while media entities needing ethernet lines to transmit photography and video should contact Justin Schoen, Technology Manager at Pinnacle Bank Arena, by phone at (402) 904-5660 or at least three days in advance.

PHOTOGRAPHY/VIDEO BOXES

Photography and video boxes are located along both baselines in front of the court-side seating area. Spots will be assigned on a game-by-game basis, and those boxes are the only place photographers can shoot from. Once the team enters the court for pregame warmups, photographers should not be on the court at any time.

WIRELESS INTERNET

Pinnacle Bank Arena has a secured media wireless network for working media. Instructions will be available on how to access the network in the media work room and on press row. A member of NU's computing services staff will be on hand to assist media needing access.

MEDIA SERVICES

Notes, flipcards and media guides will be provided before each game. Final statistics, play-by-play sheets and quotes from each locker room will be distributed via email following the game and will be available on Huskers.com. A light pregame meal will be served in the media work room (C-151) approximately 60 minutes before tipoff.

COMMUNICATIONS OFFICE

The University of Nebraska Communications Office is located on the third floor of the Osborne Athletic Complex, which is at the north end of Memorial Stadium. The building address is One Memorial Stadium, 800 Stadium Drive, Lincoln, NE 68588-0123, and is located less than one mile away from Pinnacle Bank Arena.

RADIO/TELEVISION BROADCAST SPACE

Requests for live radio and television broadcast space should be made to Sr. Associate Communications Director Shamus McKnight at smcknight@huskers.com. If statisticians are needed, contact Shamus McKnight at least three days in advance.

COMMUNICATIONS STAFF



Keith Mann
Assistant A.D./
Communications



Shamus McKnight
Sr. Associate
Communications Director/
Men's Basketball



Jeff Griesch
Sr. Associate
Communications
Director/Operations



Matt Smith
Associate
Director/Strategic
Research



Erica Nett
Assistant
Communications
Director



Nate Pohlen
Assistant
Communications
Director



Connor Stange
Assistant
Communications
Director



Scott Bruhn
Director of
Photography



Jeremy Foote
Director of Website
Services



Vicki Capazo
Administrative Support
Associate



Tyler Wells
Communications
Intern



E.J. Stevens
Graduate Assistant

RADIO BROADCAST RIGHTS

The University of Nebraska-Lincoln and IMG World own exclusive radio broadcast rights to all of the University's men's basketball games. Other than the Husker Sports Network and the University of Nebraska student radio station (KRNU), the only radio stations or networks allowed to broadcast Nebraska games from Pinnacle Bank Arena are those that have rights to broadcast games played by the opposing team.

All radio stations and networks broadcasting from the Pinnacle Bank Arena must receive prior permission from the University. Any representative of a radio station or network that has not purchased such rights shall not air live game action or description of any game while it is in progress, nor shall such representatives air tape-recorded or live commentary of Nebraska coaches or players from the premises for one hour before or 20 minutes after a game.

Only stations that have purchased broadcast rights may install telephone lines on press row, or use telephone lines on press row for reporting on games. By accepting media credentials, representatives of stations and networks that have not purchased broadcast rights signify their agreement to all stipulations.

BROADCAST TELEPHONE LINES

The Husker Sports Network installs telephone lines for visiting official broadcasts and charges a fee for the use of those lines for non-conference games. Big Ten official stations receive the use of the lines free of charge as part of a cooperative. Those interested in using the lines should contact Mike Elliott of Husker Sports Network at (402) 742-8624.

Official visiting radio stations are welcome to have their own telephone lines installed at the visiting radio position and may do so by contacting Justin Schoen, Technology Manager at Pinnacle Bank Arena, by phone at (402) 904-5660 or jschoen@smglincoln.com.

PRO SCOUTING PASSES

Per Big Ten Conference rules, the University of Nebraska provides press box access to scouts of professional basketball teams based on availability. If no space is available in the press box, scouts may arrange through the Communications Office (402) 472-2263 to purchase tickets for Nebraska home games.

TELEVISION, RADIO, INTERNET BROADCAST RIGHTS AND RESTRICTIONS

Nebraska, its opponent and the respective conference designate the broadcast rights for all games. No pregame coverage shall be permitted for two hours before the game without the express permission of the University of Nebraska, the Big Ten Conference and the broadcast rights holder. Live postgame interviews may not be aired while the television rights holder is still on the air. Per the Big Ten Conference, a maximum of two minutes (2:00) of game video footage (without audio) may be utilized during the seven days following the conclusion of the game solely within regularly scheduled bona fide news programming distributed via television, and may not be distributed via the internet, wireless or other forms of media. In addition, live in-game streaming of the contests on social media is prohibited.

Any secondary use of any picture, photograph, audio description, video, film/tape, drawing or other description of a game taken or made by the accredited organization or individual to whom a credential has been issued (including, but not limited to use in delayed editorial or non-editorial advertising, sales promotion or merchandising) is prohibited without prior specific written approval of the Big Ten Conference. Nothing in these terms and conditions authorizes or allows bearer to violate any of the trademarks, copyright and other proprietary rights of the Big Ten Conference.

This restriction also includes highlights of games while in progress (live or recorded). Use of video highlights in any other manner or any media distribution platform without the advanced written permission of the Big Ten Conference is expressly prohibited. Any agency wishing to use film or video in any other manner must obtain written permission from the Big Ten Conference.

Local television stations may not originate a pre- or post-game show from inside Pinnacle Bank Arena.

Any blogs, tweets, live chats, social media posts, etc. from the game site should not serve as a substitute for, or approximate, play-by-play accounts of a game in any medium.

Non-originating radio stations or internet sites may not provide play-by-play coverage, live or delayed, but may provide short news updates provided such news update is one minute or less occurring no more than once per hour. No pregame coverage from inside the arena shall be permitted for two hours before the game without the express permission of the University of Nebraska and the broadcast rights holder.

COMPLIANCE GUIDELINES

COMMITMENT TO COMPLIANCE

On behalf of the University of Nebraska student-athletes, coaches and Athletic Department staff, I would like to express my appreciation for your continued support of our entire athletic program.

The University of Nebraska is known for its loyal, passionate, and knowledgeable fans. It is this type of fervent support that not only assists Nebraska student-athletes in reaching their full potential on and off the playing field, but also draws the next generation of student-athletes to our campus. However, as a University of Nebraska booster, please remember that you are also required to know and follow NCAA regulations.

Our coaches, student-athletes, and Athletic Department staff members are knowledgeable about NCAA regulations because they receive on-going education. But, to truly attain the excellence the University of Nebraska strives for, we also need our supporters to be educated about these same regulations. In turn, you will be assisting us with protecting the eligibility and well-being of our current and future student-athletes.

Please review the information listed below, which includes some of the most important and frequently asked questions about NCAA regulations for boosters. Since this document cannot address everything you may need to know, I encourage you to contact our office with questions that may arise. Our staff can be reached at (402) 472-2042 or Compliance@Huskers.com.

Thank you and Go Huskers!

Jamie Vaughn, Senior Associate Athletic Director for Compliance

NCAA PRINCIPLES

Institutional Control

It is the responsibility of the University of Nebraska to control its intercollegiate athletic program in compliance with the rules and regulations of the NCAA and the Big Ten Conference.

Responsibility

The University of Nebraska's responsibility for the conduct of its program includes responsibility for the actions of its staff members and for the actions of any other individual, booster or organization engaged in activities promoting the athletic interests of the institution.

Compliance

The University of Nebraska must monitor its program to assure compliance and to identify and report to the NCAA instances in which compliance has not been achieved. An institution found

to have violated NCAA rules is subject to disciplinary and corrective actions as determined by the NCAA.

FREQUENTLY ASKED QUESTIONS FROM BOOSTERS

Am I a Booster?

Anyone who engages in the following is a booster for the University of Nebraska:

- a) Belongs to a University of Nebraska Athletics booster club;
- b) Makes financial donations to the Athletics Department or a specific Husker team;
- c) Assists in the recruitment of prospective student-athletes;
- d) Employs, gives benefits to, or provides services to a student-athlete, a prospective student-athlete or the relatives/friends of either; or
- e) Promotes the University of Nebraska athletic programs.

What is an "extra benefit"?

An "extra benefit" is any benefit provided to a student-athlete or a student-athlete's relatives or friends that is not authorized by NCAA legislation or available to the general student body. The following list is not exhaustive, but includes examples of "extra benefits" that jeopardize a student-athlete's eligibility:

- a) Free or discounted: food, merchandise, housing, tickets, repairs, haircuts, tattoos, golf or gym memberships, jewelry, etc;
- b) Use of a car, boat, or ATV; and
- c) Gifts, loans, money, or gift cards.

Can I contact prospective student-athletes (recruits) for the Huskers?

No. It is not permissible for boosters to contact recruits. This restriction applies to, but is not limited to, the following forms of contact:

- a) Face-to-Face Interaction;
- b) Phone Calls/Skype;
- c) Email/Text Messages; and
- d) Facebook, Twitter, and all other forms of social media communication.

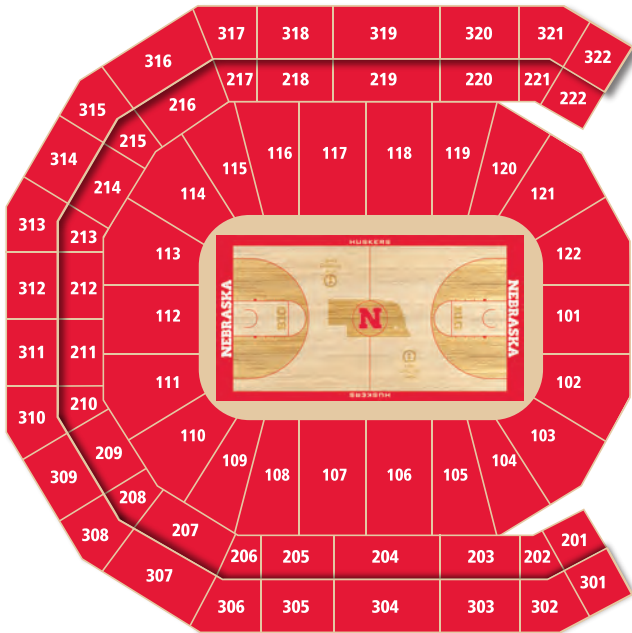
Remember to ask before you act. Contact the Athletics Compliance Office by phone at (402) 472-2042. The compliance fax number is (402) 472-6961 and the office can be reached by email at compliance@huskers.com.

N 2018-19 NEBRASKA BASKETBALL PINNACLE BANK ARENA AND PARKING MAP

PINNACLE BANK ARENA PARKING MAP



PINNACLE BANK ARENA SEATING CHART



DIRECTIONS FROM LINCOLN MUNICIPAL AIRPORT

Turn right on Northwest 12th Street as you drive out of the airport. Northwest 12th Street becomes Cornhusker Highway, which intersects with I-180. Turn south (right) onto I-180 until it becomes 9th Street. Turn right onto R Street. Pinnacle Bank Arena is north of R Street at the intersection of R Street and Canopy Street.

DIRECTIONS FROM OMAHA'S EPPLEY AIRPORT

Follow the signs to downtown Omaha and I-480. Take I-480 West to I-80, then take I-80 West approximately 60 miles to I-180. Turn south (right) onto I-180 until it becomes 9th Street. Turn right onto R Street. Pinnacle Bank Arena is north of R Street at the intersection of R Street and Canopy Street.

DOWNTOWN LINCOLN PARKING

In addition to the lots around Pinnacle Bank Arena, several parking garages are located downtown and are available for events at Pinnacle Bank Arena. For locations, use the QR code on the right side of this page or contact City of Lincoln Parking Services at (402) 441-PARK or visit ParkAndGo.org.



ARENA PARKING LOCATIONS

- ▶ Pinnacle Bank Arena Garage: Attached to Pinnacle Bank Arena (permit only, 283 stalls)
- ▶ Red 1 Garage: Located one block south of Pinnacle Bank Arena on Pinnacle Arena Drive (permit only, 950 stalls)
- ▶ Green 2 Garage: Located two blocks south of Pinnacle Bank Arena on Pinnacle Arena Drive (permit and public parking, 700 stalls)
- ▶ Blue 3 Garage: Located three blocks south of Pinnacle Bank Arena on Pinnacle Arena Drive (public parking, 950 stalls)
- ▶ Lumberworks Garage: Located four blocks south of Pinnacle Bank Arena at the corner of Canopy Street and O Street (500 stalls)
- ▶ Festival Space Parking: Located north of Pinnacle Bank Arena and connected to the arena via pedestrian bridge (1,300 stalls)
- ▶ SDPG: Located east of Pinnacle Bank Arena on T Street and Stadium Drive (permit & public parking, 600 stalls)
- ▶ Lots 7 and 18: Located northeast of Pinnacle Bank Arena on North 8th Street (permit only, 500 stalls)
- ▶ Lots 19, 20 & 21: Located at Haymarket Park north of Pinnacle Bank Arena and connected to the Haymarket District via walkway (1,650 stalls)

DISABLED PARKING/DROP OFF SITE

A limited number of disabled parking spots are available for a charge on a first-come, first-served basis at Gate 4 behind Pinnacle Bank Arena. Look for directional signage on Pinnacle Arena Drive. Other disabled parking is available in the Festival Parking area near Pinnacle Bank Arena. Vehicles must have a state-issued handicapped hang tag or license plate. For the convenience of fans, a drop-off location is available for fans with disabilities at Gate 4.



Kent Pavelka, interviewing former Husker great and Cleveland Cavaliers coach Tyronn Lue, is in his 32nd year calling Husker basketball games.

The Husker IMG Sports Network will continue the strong tradition of broadcasting excellence in 2018-19, as it brings Husker basketball to fans across the region and the world.

In the state of Nebraska, KXSP AM 590 ESPN (590 AM) serves as the Omaha affiliate. KXSP-AM's strong signal reaches a good portion of the Midwest day and night, including parts of Iowa, Minnesota, Missouri and Kansas. KLIN (1400 AM) serves as the Lincoln affiliate while KRVN (880 AM) is a powerful central Nebraska affiliate that reaches around the state. In addition the network has several dozen locally based affiliates across Nebraska. All broadcasts are heard live on Huskers.com, the Husker App, the Tuneln Radio App and Tuneln.com/Huskers while select games are available on SiriusXM Satellite Radio.

The Husker IMG Sports Network, in its 23rd year of producing and marketing the live broadcasts of University of Nebraska Athletics, extended and expanded its agreement with the University on June 13, 2008. Under the agreement, IMG College's Husker IMG Sports Marketing manages and markets all rights associated with the radio programming, Coaches' TV and radio shows, program sales, in-venue signage, sponsorship inventory, and publication printing rights.

IMG College is the nation's leading collegiate sports marketing company, offering national, regional, and local multi-platform marketing opportunities targeting 190 million college sports fans – the largest and most attractive sports fan base.

IMG College is blazing new trails in the growing collegiate market with exclusive rights to nearly 90 universities and conferences in 51 of the top 56 Nielsen markets. IMG's exclusive rights include intellectual property, experiential and promotional assets, event signage, digital, tickets, hospitality, live event radio, and shoulder programming including coaches' TV and radio shows...customized for sponsors by a staff of nearly 400 sales and marketing professionals. Through its licensing affiliate, IMG College Licensing, also represents the exclusive trademark licensing and consumer product rights for nearly 200 top schools, conferences and bowl games, and provides a comprehensive suite of solutions-based services to schools in ticketing; stadium seating; fundraising; premium events and hospitality.

IMG College produces 35,000 hours of radio programming annually on the largest network in the country, manages 5,000 hours of TV programming produced annually, is the leading publisher of college sports publications, and averages nearly 19 million unique visitors per month across its collegiate digital platforms.

Kent Pavelka returns behind the microphone to handle his 32nd overall season calling Husker hoops in 2018-19. Pavelka previously called Nebraska basketball for two long stints between 1974 and 1996 before returning to the Husker basketball play-by-play chair prior to the 2006-07 season. A six-time winner of the Nebraska Sportscaster-of-the-Year Award, Pavelka also handled color analyst duties on NU football broadcasts from 1974 to 1983, and was the play-by-play announcer from 1983 to 1996. Pavelka was honored in January 2009 with the Bud Cuca Special Merit Award given by the Nebraska Basketball Hall of Fame for his contributions to the NU men's basketball program.

Alongside Pavelka as color analyst will be former Husker point guard Jake Muhleisen, who begins his first full season on the broadcast team. Muhleisen, who has served in a part-time role for the network for the last few seasons, was a four-year starter and three-year captain for the Huskers, totaling 901 points and 284 assists during his collegiate career from 2002-05. Ben McLaughlin will also be part of the broadcast team for selected broadcasts. McLaughlin co-hosts Sports Nightly and is part of the network's football and baseball broadcast teams.

In addition to unmatched game coverage, Sports Nightly airs Monday-Friday evenings for three hours year round across the network. During the basketball season, Sports Nightly features a weekly basketball radio show with Coach Miles and Husker assistant coaches. Sports Nightly can be heard on a network of over two dozen radio stations across Nebraska, as well as the Husker App, Huskers.com, Tuneln.com/Huskers and the Tuneln App.

HSN BASKETBALL AFFILIATES

Ainsworth	KBRB-AM.....	1400
Alliance.....	KCOW-AM	1400
Broken Bow	KBBN-FM.....	95.3
Chadron	KCSR-AM	610
Columbus	KJSK-AM	900
Cozad	KAMI-AM	1580
Falls City.....	KTNC-AM.....	1230
Fremont.....	KFMT-FM.....	105.5
Grand Island	KRGI-AM.....	1430
Hastings.....	KHAS-AM.....	1230
Holdrege.....	KUVR-AM	1380
Imperial	KADL-FM	102.9
Kearney.....	KGFW-AM.....	1340
Lexington	KRVN-AM	880
Lincoln	KLIN-AM	1400
McCook	KSWN-FM.....	93.9
Nebraska City.....	KNCY-AM.....	1600
Norfolk.....	KNEN-FM.....	94.7
North Platte.....	KODY-AM.....	1240
Omaha.....	KXSP-AM	590
Scottsbluff	KNEB-AM.....	960
Sidney.....	KSID-AM	1340
Superior	KRFS-AM	1600
Superior	KRFS-FM.....	103.9
Valentine	KVSH-AM.....	940

Fans around the world can listen to Husker athletic events on the Internet at Huskers.com, on the Official Husker App for iOS and Android and on Tuneln Radio and the Tuneln Radio App. Select games are also available on SiriusXM Radio.

HUSKER SPORTS NETWORK

Husker Sports Network Offices
 201 North 8th Street, Suite #400
 Lincoln, NE 68508
 Phone: 402-742-8600 Fax: 402-438-7115
 E-mail: operations@huskersportsnetwork.com

N 2018-19 NEBRASKA BASKETBALL
NEBRASKA BASKETBALL RADIO & TELEVISION ROSTER



0 | James Palmer Jr.
Sr. | G | 6-6 | 207



1 | Amir Harris
Fr. | G | 6-6 | 205



2 | Dedoch Chan
So. | F | 6-8 | 210



4 | Johnny Trueblood
Jr. | G | 6-3 | 194




5 | Glynn Watson Jr.
Sr. | G | 6-0 | 180



10 | Karrington Davis
Fr. | G | 6-6 | 215



11 | Dachon Burke Jr.
Jr. | G | 6-4 | 180



12 | Thomas Allen
So. | G | 6-1 | 184



14 | Isaac Copeland Jr.
Sr. | F | 6-9 | 225



15 | Isaiah Roby
Jr. | F | 6-8 | 230



20 | Tanner Borchardt
Sr. | F | 6-8 | 250




25 | Nana Akenten
So. | G | 6-6 | 218



33 | Justin Costello
RFr. | G | 6-1 | 200



34 | Thorir Thorbjarnarson
So. | G | 6-6 | 206



45 | Brady Heiman
Fr. | F | 6-11 | 215



Tim Miles
Head Coach



Armon Gates
Assistant Coach



Michael Lewis
Assistant Coach



Jim Molinari
Assistant Coach



Tim Wilson
Strength Coach



Gregory Eaton
Director of Basketball Operations



Matt Holt
Video Coordinator



R.J. Pietig
Athletic Trainer



Pat Norris
Equipment Manager



Sheryl Burbach
Assistant Director of Basketball Operations



Dorian Green
Graduate Manager



Vince Fritz
Graduate Manager



JUSTIN COSTELLO



KARRINGTON DAVIS



DEDOCH CHAN



DACHON BURKE JR.



BRADY HEIMAN



AMIR HARRIS

NEBRASKA BASKETBALL 2018-19 SCHEDULE

Date	Opponent	TV/Internet	Time
Thurs., Nov. 1	Wayne State (exh.)	BTN Plus	7 p.m.
Tues., Nov. 6	Mississippi Valley State	BTN Plus	7 p.m.
Sun., Nov. 11	Southeastern Louisiana	ESPNU	3 p.m.
Gavitt Tipoff Games			
Wed., Nov. 14	Seton Hall	BTN	6:30 p.m.
Hall of Fame Classic Powered by ShotTracker			
Mon., Nov. 19	vs. Missouri State	ESPNU	6 p.m.
Tues., Nov. 20	vs. USC or Texas Tech	ESPN2/3	6 or 8:30 p.m.
Sat., Nov. 24	Western Illinois	BTN Plus	1 p.m.
ACC/BIG Challenge			
Mon., Nov. 26	at Clemson	ESPN2	6 p.m.
Sun., Dec. 2	Illinois*	BTN	4 p.m.
Wed., Dec. 5	at Minnesota*	BTN	8 p.m.
Sat., Dec. 8	Creighton	BTN	5 p.m.
Sun., Dec. 16	vs. Oklahoma State	BTN	6 p.m.
Sat., Dec. 22	Cal State Fullerton	BTN	1 p.m.
Sat., Dec. 29	Southwest Minnesota St.	BTN Plus	1 p.m.
Wed., Jan. 2	at Maryland*	BTN	5:30 p.m.
Sun., Jan. 6	at Iowa*	BTN	2:15 or 4:30 p.m.
Thurs., Jan. 10	Penn State*	ESPN2/U	8 p.m.
Mon., Jan. 14	at Indiana*	FS1	5:30 p.m.
Thurs., Jan. 17	Michigan State*	FS1	7 p.m.
Mon., Jan. 21	at Rutgers*	BTN	7 p.m.
Sat., Jan. 26	Ohio State*	FS1	11 a.m.
Tues., Jan. 29	Wisconsin*	BTN	7 p.m.
Sat., Feb. 2	at Illinois*	BTN	1:15 p.m.

Wed., Feb. 6	Maryland*	BTN	6 p.m.
Sat., Feb. 9	at Purdue*	BTN	7:30 p.m.
Wed., Feb. 13	Minnesota*	BTN	8 p.m.
Sat., Feb. 16	Northwestern*	BTN	7:30 p.m.
Tues., Feb. 19	at Penn State*	FS1	6 p.m.
Sat., Feb. 23	Purdue*	BTN	3 p.m.
Thurs., Feb. 28	at Michigan*	ESPN/2	6 p.m.
Tues., March 5	at Michigan State*	ESPN/2	6 p.m.
Sun., March 10	Iowa*	BTN	1 p.m.

Big Ten Tournament

Wed., March 13	First Round	BTN	TBD
Thurs., March 14	Second Round	BTN	TBD
Fri., March 15	Quarterfinals	BTN	TBD
Sat., March 16	Semifinals	CBS	Noon/2:30 p.m.
Sun., March 17	Championship	CBS	2:30 p.m.

NCAA Tournament

Tues.-Wed., March 19-20	First Four	TBA	TBA
Thurs.-Sun., March 21-24	First/Second Rounds	TBA	TBA
Thurs.-Fri., March 28-29	Regional Semifinals	TBA	TBA
Sat.-Sun., March 30-31	Regional Finals	TBA	TBA
Sat., April 6	National Semifinals	TBA	TBA
Mon., April 8	National Championship	TBA	TBA

All games carried on IMG Husker Sports Network; **Home games** in red and bold.
All dates/times subject to change. Please check Huskers.com for updates. *Big Ten Conference games

